cimco®

WERKZEUGFABRIK

2019 2020

THE COMPLETE RANGE OF TOOLS FOR INDUSTRY AND THE ELECTRICAL TRADE

1	TOOL CASES	10 – 29
2	TOOL BAGS	30 – 41
3	STORAGE AND TRANSPORT SYSTEMS	42 – 53
4	PLIERS	54 – 67
5	SCREWDRIVERS	68 – 79
6	SCREWING TOOLS	80 – 93
7	MEASURING AND TESTING INSTRUMENTS	94 – 101
8	CABLE SPOOLING AND CABLE PULLING AIDS	102 – 117
9	SHEARS	118 – 125
10	WIRE STRIPPING TOOLS	126 – 139
11	SAWS, PIPE CUTTERS	140 – 145
12	DRILLS, HOLE SAWS, DIAMOND TOOLS	146 – 173
13	SCREW PUNCHERS, PLATE PUNCHERS	174 – 191

Advice and ordering: Phone: 02191 3718-01, Fax: 02191 3718-85, E-Mail: bestellung@cimco.de

14 HAMMERS, CHISELS, SPATULAS 192 – 197

15 MEASURING TOOLS 198 – 205

16 INSUL. SAFETY TOOLS, PERSONAL PROTECTIVE EQUIPMENT (PPE) 206 – 233

17 PLUMBING TOOLS 234 – 241

18 SOLDERING EQUIPMENT AND ACCESSORIES, CHEMICAL PRODUCTS 242 – 249

19 WORKSHOP AND BUSINESS EQUIPMENT, LIGHTS 250 – 259

20 CRIMPING TOOLS 260 – 279

21 SOLDERLESS + INSULATED CABLE CONNECTORS, WIRE END FERRULES 280 – 315

22 CABLE TIES, HOOK & LOOP TAPES 316 – 327

23 MARKING AND LABELLING 328 – 335

24 SCREWS 336 – 343

25 ADHESIVE TAPES, HEAT SHRINK TUBES, COUPLING SLEEVE TECHN., GROMMETS 344 – 359

26 TECHN. APPENDIX, NUMERICAL LIST, INDEX 360 – 384

Administration

Logistics centre

Available for you worldwide

CIMCO is represented internationally by associated companies or renowned commercial agencies (see last page).
Foreign markets are supported with all means of modern merchandising that are tailor-made to the special features of the local country.

Company profile

CIMCO tool factory was founded in Remscheid in 1827 and can still be found today at this traditional stronghold of the European tool industry. Right from the start, the family-run company has always remained true to its philosophy of making tools which meet the highest possible requirements of professionals. This requires the use of the best possible materials, professional workmanship and quality control as well as the continuous adjustment to individual customer needs and new technological challenges. This has allowed the company to successfully develop from a once regionally active plier factory to a manufacturer and distributor of high quality manual tools with international acclaim.

Memberships

Among others, CIMCO is a member of the following organisations:

- Zentralverband Elektrotechnik und Elektroindustrie e. V., Frankfurt a. M.
- Fachverband Elektrotechnische Handwerke NRW, Dortmund
- ISD Interseroh
- Fachverband Werkzeugindustrie e. V., Remscheid

Product quality

Tested safety

A great number of electricians in trade and industry place their trust in quality tools from CIMCO every day. For this reason, safety tools play an important role in the company's own production. Internally developed production techniques are used here to manufacture special protective insulation.

Sophisticated quality control

The safety of CIMCO tools can be relied on at all times. For example, all insulated tools are individually tested in a water bath at 10,000 volts according to the valid directives. CIMCO has completely automated this testing process by deploying an industrial robot, probably the only manufacturer to do so worldwide.

Permanent innovations

Constant optimisation and expansion of our product range by useful innovations is a permanent feature of our business strategy. CIMCO is thus always one step ahead of the changing demands of the market!
Terms such as flexibility and mobility are increasingly important in trade and electrical engineering professions and demand corresponding implementation in the development of tools. That is why all CIMCO products are manufactured for a wide range of applications and can be adapted to many different situations.

One-stop-shopping thanks to the enormous product range

Do you know of a larger range of hand tools for the electrical industry? We don't! This catalogue offers electrical wholesalers everything from a single source, including all specialities, special sizes and latest products at a glance. It dispenses with the need for a large number of individual suppliers and helps to reduce your processing costs for purchasing, incoming goods, warehousing and accounting.

Product quality

Marketing

Sales displays - stock, salesperson and business card

"Buying by seeing" - our products are mostly bought in the cash-and-carry store of the specialist trade. Attractive product presentation guarantees sales success!
Thanks to decades of experience, CIMCO can provide tailor-made presentation aids to specialist dealers. With open sales walls, high-quality glass showcases or complete shop-in-shop-systems in the customer's corporate design, CIMCO offers plenty of optically appealing and verifiably promotional possibilities for clear stocking and presentation of the range.
This involves no risk for our dealer customers: all displays are delivered free of charge (under reservation of title) and specially trained CIMCO sales promoters handle delivery, set-up and stocking.

Success by sales promotions

CIMCO is known for continual strong-selling and high-yield sales promotions. New products, special price offers and so called "add-on-promotions" are shown on leaflets which the wholesaler can request free of charge in any desired amount printed with his logo and address. This enables the wholesaler to generate more turnover without much of his own effort.

Marketing

Sales & Service

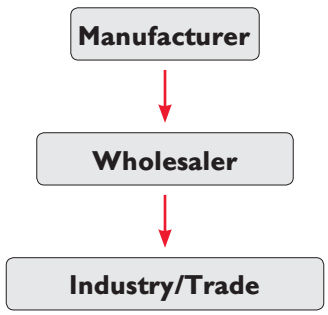

Clear sales channels

CIMCO-Werkzeugfabrik has always been committed to the three-step sales channel "manufacturer/specialist wholesaler/ user". In our sales policy you will not find direct sales to the industry or trade, or supply in retail, such as DIY-markets. Customer loyalty is our prime principle.

There for you in person - on site

An extensive network of dedicated sales personnel provide personal support to wholesalers and users of our tools on location. Whether at product training or application workshops, counter days or hundreds of regional specialist and in-house trade fairs every year: your CIMCO sales team is always nearby and will support you with expert advice and active sales support. You can find a list of all representatives on the last page.

Counter displays

No work, no risk - that is the success formula for counter sales increase! With our counter displays, we offer you as a wholesaler the option of periodically presenting new tool features and innovations directly to your cash and carry customers at the counter.
It is proven that our customers on average increase their "counter sales" by between 20% and 40%. Our sales employees will gladly provide you with information on our current new features and the presentation options they offer.

Logistics

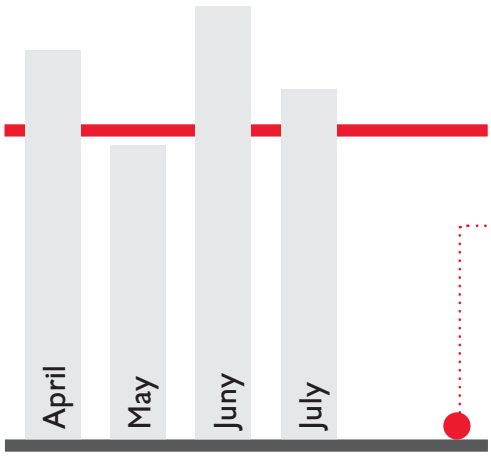

Delivery reliability

On average, 97.5% of all catalogue products are permanently available from stock at CIMCO. Consistent use of our comprehensive logistics controlling system has allowed us to further improve on our delivery rate.

For the sake of the environment

All CIMCO sales and delivery packaging are reusable or recyclable thanks to the easily separable materials. CIMCO has already been working with disposal companies such as ISD Interseroh for years.



Rapid order processing

Delivery of a customer's order is normally effected in less than 36 hours from receipt of the order. Thanks to efficient logistics partners, every CIMCO customer receives the required goods within 3 to 4 days and, in urgent cases - if the order reaches CIMCO before 10:00 a.m., delivery may even be made on the next working day.

Logistics

Customised logistics services

Special customer requirements, such as reusable transport systems, scheduled domestic and foreign delivery dates, delivery tracking via the internet or special packaging requirements are no problem for us - we'll sort it!

If it's really urgent!

The wholesaler is normally unable to stock tools in exceptional sizes and special tools. However, it is exactly these specialities which are particularly urgent when they are required. CIMCO arranges drop shipments to the user or the building site - all over Germany!

Logistics

cimco

TOOL CASE

Integrated tool insertion slots to hold tools professionally.

External hinges integrated in athe frame.

Two gas struts for easy opening of the case.

Removable tool boards for more flexibility.

Profile grid in case bottom to keep the inserts firmly in place.

1 2 3 4 5 6 7 8 9 10 11 12 13 14 15 16 17 18 19 20 21 22 23 24 25 26

Overview of CIMCO case types

The tool and case ranges extend from apprentice cases in four versions through five different fitters cases up to numerous electric master cases. All case models are offered with a wide variety of contents. Naturally, each case is also available without internal contents to allow any existing to be provided with a professional storage option.

Special contents with 1000 Volt tools for working on live parts are also offered by CIMCO as well as contents for data network technology.

Metro
Article no. 17 0073, page 13

Champion
Article no. 17 0930, page 14

Klassik
Article no. 17 0075, page 18

Bomber
Article no. 17 0076, page 20

Perfekt
Article no. 17 5075, page 22

DIAMANT
Article no. 17 8015, page 24

Image video
DIAMANT master case

Gigant
Article no. 17 0090, page 27

Design	Weight	External dim L/W/H	Intl. dim L/W/H1/H2/H	PU	Article no.

Metro Tool Case

Reasonably priced, absolutely professional hardshell tool case, specifications: shell made of ABS material, surrounding aluminium frame with 2 integrated lockable clamp locks, carrying capacity up to 15 kg, 2 tool boards with a total of 26 tool pockets, document clipboard 400 mm wide, bottom shell can be individually subdivided incl. separators, lid support and hinges made of metal, plastic bottom-slider.

Case empty	4400 g	405/490/190 mm	350/460/105/70/175 mm	1	17 0073

Metro tool assortment

Metro Tool Case		1	17 0073
1000 V Telephone pliers with straight jaws 200 mm DIN ISO 5745		1	10 0216
1000 V diagonal pliers 160 mm, DIN ISO 5749 B		1	10 0574
Super 4 wire stripper		1	10 0760
Voltage tester 100-250 V AC 3.0/60 mm		1	11 1280
1000 V slot-head screwdriver 185 mm, DIN EN 60900, 3.0 x 0.5 mm		1	11 7702
1000 V slot-head screwdriver 185 mm, DIN EN 60900, 4.0 x 0.8 mm		1	11 7704
1000 V slot-head screwdriver 220 mm, DIN EN 60900, 5.5 x 1.0 mm		1	11 7705
1000 V screwdriver PH 1, 80 mm, DIN 7438		1	11 7731
1000 V screwdriver PH 2, 100 mm, DIN 7438		1	11 7732
1000 V screwdriver PZ 1, 100 mm, DIN 7438		1	11 7741
1000 V screwdriver PZ 2, 100 mm, DIN 7438		1	11 7742
Cable shears DUOCUT 160 mm with two-stage cutting area		1	12 0108
Cable stripping knife with hook-shaped blade, 8 - 28 mm ø		1	12 1010
Case equipped	6700 g	405/490/190 mm	1	17 0175

1 2 3 4 5 6 7 8 9 10 11 12 13 14 15 16 17 18 19 20 21 22 23 24 25 26

Design	Weight	External dim L/W/H	Intl. dim L/W/H1/H2/H	PU	Article no.	

Champion tool case

Handle with soft rubber insert

Case shell and feet injected in one piece

Individual labelling option

Large storage space

3 tool boards with 33 pockets and 11 elastic stripes

Ribbed shell structure for improved contact

Pro hardshell case with outstanding cost effectiveness! Broad aluminium frame for high stability, case shells made of extremely impact and drop-resistant polypropylene, extra spacious bottom shell with various partitions for useful division into small boxes, 3 tool boards with numerous pockets of different sizes for storing all kinds of hand tools securely, 3 metal hinges with snap-in locking hold the case securely open without additional braces, comfort carrying handle with soft rubber insert, 2 robust lockable snap locks, nameplate.

Case empty	5200 g	380/485/220 mm	350/470/120/90/210 mm	1	17 0930	

Champion tool assortment

Champion master case				1	17 0930	
1000 V Telephone pliers with straight jaws 200 mm DIN ISO 5745				1	10 0216	
1000 V Telephone pliers with bent jaws 200 mm, DIN ISO 5745				1	10 0238	
1000 V diagonal pliers 160 mm, DIN ISO 5749 B				1	10 0574	
Super 4 wire stripper				1	10 0760	
Electronic diagonal pliers up to 3.1 mm ø, 21°, 132 mm				1	10 1040	
Water pump pliers DIN ISO 8976 with handle sleeves, 250 mm				1	10 1224	
Crimping plier system click 'n' crimp electrical engineering				1	10 6000	
Ball-end hex key set, 7 pieces, size 2.5 - 10, pocket-sized holder				1	11 0596	
Voltage tester 100-250 V AC, 3.0/60 mm				1	11 1280	
Precision screwdriver, slot-head screwdriver white 2.0 x 0.4 x 60 mm				1	11 1864	
1000 V slot-head screwdriver 185 mm, DIN EN 60900, 3.0 x 0.5 mm				1	11 7702	
1000 V slot-head screwdriver 185 mm, DIN EN 60900, 4.0 x 0.8 mm				1	11 7704	
1000 V slot-head screwdriver 220 mm, DIN EN 60900, 5.5 x 1.0 mm				1	11 7705	
1000 V screwdriver PH 1, 80 mm, DIN 7438				1	11 7731	
1000 V screwdriver PH 2, 100 mm, DIN 7438				1	11 7732	
1000 V screwdriver PZ 1, 100 mm, DIN 7438				1	11 7741	
1000 V screwdriver PZ 2, 100 mm, DIN 7438				1	11 7742	
Cable shears DUOCUT, 160 mm with two-stage cutting area				1	12 0108	
PROFI pocket saw with universal blade				1	12 0490	
Cable stripping knife with hook-shaped blade 8 - 28 mm ø				1	12 1010	
1000 V safety cable stripping knife, straight strong blade 50 mm				1	12 1042	
Cable stripping knife system 4 - 70				1	12 2016	
Case equipped	7910 g	380/485/220 mm		1	17 0312	

Design	Weight	External dim L/W/H	Intl. dim L/W/H1/H2/H	PU	Article no.

Champion "DNT" tool assortment

Champion master case				1	17 0930
1000 V Telephone pliers with straight jaws 200 mm DIN ISO 5745				1	10 0216
1000 V Telephone pliers with bent jaws 200 mm, DIN ISO 5745				1	10 0238
1000 V combination pliers 180 mm, DIN ISO 5746				1	10 0336
1000 V diagonal pliers 160 mm, DIN ISO 5749 B				1	10 0574
Super 4 wire stripper				1	10 0760
Electronic diagonal pliers 120 mm, oval-round head, diagonal with blade protector				1	10 0802
Electronics needle nose pliers 150 mm, bent blade, smooth jaws, tip 2.5 x 1.5 mm				1	10 0816
Tweezers, 120 mm				1	10 3016
Crimping plier system click 'n' crimp data network technology				1	10 6009
Voltage tester 100-250 V AC 3.0/60 mm				1	11 1280
Precision slot-head screwdriver white 2.0 x 0.4 x 60 mm				1	11 1864
Precision slot-head screwdriver white 2.5 x 0.4 x 75 mm				1	11 1865
Precision slot-head screwdriver white 4.0 x 8 x 150 mm				1	11 1870
Precision crosshead screwdriver, light blue PH 0 x 60 mm				1	11 1877
Precision crosshead screwdriver, light blue PH 0 x 80 mm				1	11 1880
Universal switch cabinet key made of die-cast zinc				1	11 2894
1000 V insulated slot-head screwdriver 160 mm, DIN EN 60900, 2.5 x 0.4 mm				1	11 7701
1000 V slot-head screwdriver 185 mm, DIN EN 60900, 3.0 x 0.5 mm				1	11 7702
1000 V slot-head screwdriver 185 mm, DIN EN 60900, 4.0 x 0.8 mm				1	11 7704
1000 V slot-head screwdriver 220 mm, DIN EN 60900, 5.5 x 1.0 mm				1	11 7705
1000 V slot-head screwdriver 245 mm, DIN EN 60900, 6.5 x 1.2 mm				1	11 7706
1000 V screwdriver PH 1, 80 mm, DIN 7438				1	11 7731
1000 V screwdriver PH 2, 100 mm, DIN 7438				1	11 7732
Insertion tool LSA-Plus terminals model Economy AWG 24-20				1	11 8017
Coaxi cable sheath stripper for cables from 4.8 - 7.5 mm ø				1	12 0027
Precision insulation stripper PWS-Plus, red press button, 0.25 - 0.80 mm ø, AWG 30 - 20				1	12 0033
Insulation stripper PC-Strip, 5 - 13 mm ø cables, 0.2 - 4.0 mm^2 conductors				1	12 0034
Universal shears 190 mm, hardness HRC 56 to 58				1	12 0122
Telephone shears with serrated blade, bright nickel plated, size 130 mm				1	12 0222
PUK pocket saws with solid, lacquered wooden haft				1	12 0502
Cable stripping knife with hook-shaped blade 8 - 28 mm ø				1	12 1010
Case equipped	8000 g	380/485/220 mm		1	17 0310

1 2 3 4 5 6 7 8 9 10 11 12 13 14 15 16 17 18 19 20 21 22 23 24 25 26

Design	Weight	External dim L/W/H	Intl. dim L/W/H1/H2/H	PU	Article no.	

Champion tool assortment “Montage Profi”

Champion master case				1	17 0930	
1000 V Telephone pliers with straight jaws 200 mm DIN ISO 5745				1	10 0216	
1000 V diagonal pliers 160 mm, DIN ISO 5749 B				1	10 0574	
Super 4 wire stripper				1	10 0760	
Ball-end hex key set, 7 pieces, size 2.5 - 10, pocket-sized holder				1	11 0596	
Voltage tester 100-250 V AC 3.0/60 mm				1	11 1280	
Universal switch cabinet key made of die-cast zinc				1	11 2894	
Bit case 10 pieces with star-shaped holder for bits and universal holders				1	11 4604	
1000 V slot-head screwdriver 160 mm, DIN EN 60900, 2.5 x 0.4 mm				1	11 7701	
1000 V slot-head screwdriver 185 mm, DIN EN 60900, 3.0 x 0.5 mm				1	11 7702	
1000 V slot-head screwdriver 185 mm, DIN EN 60900, 4.0 x 0.8 mm				1	11 7704	
1000 V slot-head screwdriver 220 mm, DIN EN 60900, 5.5 x 1.0 mm				1	11 7705	
1000 V screwdriver PZ 1, 100 mm, DIN 7438				1	11 7741	
1000 V screwdriver PZ 2, 100 mm, DIN 7438				1	11 7742	
Cable stripping knife with hook-shaped blade 8 - 28 mm ø				1	12 1010	
Cable pulling cord plastic 10 m, approx. 130 mm long, tensile strength 900N				1	14 0054	
Case equipped	**8450 g**	**380/485/220 mm**		**1**	**17 5230**	

Design	Weight	External dim L/W/H	Intl. dim L/W/H1/H2/H	PU	Article no.

Champion tool case - rolling case

Telescopic system with 2 height settings

3 tool boards with 36 pockets and 12 elastic stripes

Trolley function integrated out of the way in the case shell

Free-running rollers with wide axle spacing for stable rolling

Professional hardshell case (same as CIMCO article no. 17 0930) with integrated roller system and 4-fold telescopic handle for high mobility and comfort. The extra wide rollers on the outer shell of the case prevent it tipping over. Broad aluminium frame for high stability, shells made of extremely impact and drop-resistant polypropylene, extra spacious bottom shell with various partitions for individual division into small boxes, 3 tool boards with numerous pockets of different sizes for secure storage of hand tools of all kinds, 3 metal hinges with snap-in locking and two additional interior braces hold the case securely open, comfort carrying handle with soft rubber insert, 2 robust lockable snap locks, nameplate.

Case empty	6850 g	375/485/250 mm	350/470/135/90/225 mm	1	17 0932

Champion tool assortment - rolling case

CHAMPION master case rolling case	1	17 0932	
1000 V Telephone pliers with bent jaws 200 mm, DIN ISO 5745	1	10 0238	
Screw pliers, 160 mm	1	10 0352	
1000 V diagonal pliers 200 mm, DIN ISO 5749 B	1	10 0528	
Automatic wire stripper Power Strip, length 170 mm	1	10 0770	
Electronic diagonal pliers up to 1.3 mm ø, 21°, 132 mm	1	10 1040	
Crimping plier system click 'n' crimp, electrical engineering	1	10 6000	
Universal switch cabinet key made of die-cast zinc	1	11 2894	
1000 V slot-head screwdriver 185 mm, DIN EN 60900, 3.0 x 0.5 mm	1	11 7702	
1000 V slot-head screwdriver 185 mm, DIN EN 60900, 4.0 x 0.8 mm	1	11 7704	
1000 V slot-head screwdriver 220 mm, DIN EN 60900, 5.5 x 1.0 mm	1	11 7705	
1000 V screwdriver PZ 1, 100 mm, DIN 7438	1	11 7741	
1000 V screwdriver PZ 2, 100 mm, DIN 7438	1	11 7742	
Special screwdrivers with combination profile PZ FL 1 x 80 mm	1	11 7751	
Special screwdrivers with combination profile PZ FL 2 x 100 mm	1	11 7752	
1000 V screwdriver TORX® 155 mm, T 10 x 60 mm	1	11 7910	
1000 V screwdriver TORX® 170 mm, T 15 x 75 mm	1	11 7915	
1000 V screwdriver TORX® 195 mm, T 20 x 100 mm	1	11 7920	
1000 V screwdriver TORX® 195 mm, T 25 x 100 mm	1	11 7925	
ALLROUNDER cable sheath stripper	1	12 0009	
Cable shears 180 mm	1	12 0116	
Locator Box	1	12 9009	
Professional spirit level 250 mm	1	21 1528	
Case equipped	**1**	**17 0601**	

Case equipped	9800 g	375/485/250 mm		1	17 0601

1 2 3 4 5 6 7 8 9 10 11 12 13 14 15 16 17 18 19 20 21 22 23 24 25 26

Design	Weight	External dim L/W/H	Intl. dim L/W/H1/H2/H	PU	Article no.

Tool case Klassik

Professional hardshell case made of impact-resistant 3 mm thick ABS plastic, outer bottom shell with 4 stable feet, surrounding aluminium frame, fasteners on the sides to attach a shoulder strap (CIMCO Article No. 17 0275), 3 removable tool boards with rubberised tool insertion straps and a document compartment, bottom shell with individually adjustable dividers for measuring tools, small parts, tools, etc., 2 key-operated locks.

Case empty	6000 g	425/505/230 mm	350/440/105/80/185 mm	1	17 0075

Klassik tool assortment

KLASSIK Master case black	1	17 0075
1000 V Telephone pliers with straight jaws 200 mm DIN ISO 5745	1	10 0216
1000 V Telephone pliers with bent jaws 200 mm, DIN ISO 5745	1	10 0238
1000 V diagonal pliers 160 mm, DIN ISO 5749 B	1	10 0574
Super 4 wire stripper	1	10 0760
Electronic diagonal pliers up to 1.3 mm ø, 21°, 132 mm	1	10 1040
Water pump pliers DIN ISO 8976 with handle sleeves, 250 mm	1	10 1224
Crimping plier system click 'n' crimp, electrical engineering	1	10 6000
Ball-end hex key set, 7 pieces, size 2.5 - 10, pocket-sized holder	1	11 0596
Voltage tester 100-250 V AC 3.0/60 mm	1	11 1280
Precision screwdriver, slot-head screwdriver white 2.0 x 0.4 x 60 mm	1	11 1864
1000 V slot-head screwdriver 185 mm, DIN EN 60900, 3.0 x 0.5 mm	1	11 7702
1000 V slot-head screwdriver 185 mm, DIN EN 60900, 4.0 x 0.8 mm	1	11 7704
1000 V slot-head screwdriver 220 mm, DIN EN 60900, 5.5 x 1.0 mm	1	11 7705
1000 V screwdriver PH 1, 80 mm, DIN 7438	1	11 7731
1000 V screwdriver PH 2, 100 mm, DIN 7438	1	11 7732
1000 V screwdriver PZ 1, 100 mm, DIN 7438	1	11 7741
1000 V screwdriver PZ 2, 100 mm, DIN 7438	1	11 7742
Cable shears DUOCUT 160 mm, with two-stage cutting area	1	12 0108
Pocket saw PROFI, 150 mm span width	1	12 0490
1000 V safety cable stripping knife, straight strong blade 50 mm	1	12 1042
Cable stripping knife system 4 - 70	1	12 2016
Case equipped	**1**	**17 0331**

Design	Weight	External dim L/W/H	Intl. dim L/W/H1/H2/H	PU	Article no.

Accessories for tool case Klassik

Tool board set

3 tool boards with rubberised tool insertion slots and a document compartment, incl. quick release for quick exchange.

	1460 g			1	17 0375

Shoulder strap

40 mm wide, with shoulder pad (hook & loop attachment), 2 plastic holders to attach to the tool case, infinitely adjustable between 75 and 135 cm

	120 g			1	17 0275

Klassik tool assortment

KLASSIK Master case black	1	17 0075
1000 V Telephone pliers with straight jaws 200 mm DIN ISO 5745	1	10 0216
1000 V diagonal pliers 160 mm, DIN ISO 5749 B	1	10 0574
Varnish stripper for wires ø 0.6 mm (AWG 22)	1	10 0712
Super 4 wire stripper	1	10 0760
Electronic diagonal pliers up to 1.3 mm ø, 21°, 132 mm	1	10 1040
Micro electronic needle nose pliers with bent jaws	1	10 1076
Tweezers, 120 mm	1	10 3016
Offset screwdriver DIN 5200, for slot-head screws, 100 x 5.0 x 0.65 mm	1	11 0620
Offset screwdriver DIN 5200, for crosshead screws, PH 1 / PH 2 x 100 mm	1	11 0630
Screw-holding screwdriver insulated, for slot-head screws 4 x 0.8 x 125 mm	1	11 0784
Voltage tester 100-250 V AC, 3.0/60 mm	1	11 1280
Control mirror	1	11 1600
Combi pick-up tool total length 700 mm ; (usable depth 600 mm)	1	11 1650
Precision slot-head screwdriver white 2.0 x 0.4 x 60 mm	1	11 1864
Hexagon socket wrench 210 mm, DIN 3125, size 5.5 x 125 mm	1	11 7205
Hexagon socket wrench 220 mm, DIN 3125, size 7 x 125 mm	1	11 7207
Hexagon socket wrench 220 mm, DIN 3125, size 8 x 125 mm	1	11 7208
Hexagon socket wrench 220 mm, DIN 3125, size 10 x 125 mm	1	11 7210
1000 V slot-head screwdriver 185 mm, DIN EN 60900, 3.0 x 0.5 mm	1	11 7702
1000 V slot-head screwdriver 185 mm, DIN EN 60900, 4.0 x 0.8 mm	1	11 7704
1000 V slot-head screwdriver 220 mm, DIN EN 60900, 5.5 x 1.0 mm	1	11 7705
1000 V screwdriver PH 1, 80 mm, DIN 7438	1	11 7731
1000 V screwdriver PH 2, 100 mm, DIN 7438	1	11 7732
1000 V screwdriver PZ 1, 100 mm, DIN 7438	1	11 7741
1000 V screwdriver PZ 2, 100 mm, DIN 7438	1	11 7742
Cable shears DUOCUT, 160 mm with two-stage cutting area	1	12 0108
Universal shears 190 mm, hardness HRC 56 to 58	1	12 0122
1000 V safety cable stripping knife, straight strong blade 50 mm	1	12 1042
Cable stripping knife system 4 - 70	1	12 2016
Case equipped — 7150 g — 425/505/230 mm	1	17 6410

Design	Weight	External dim L/W/H	Intl. dim L/W/H1/H2/H	PU	Article no.	

Tool case Bomber

Double-walled hardshell case made of impact-resistant and shock-proof polyethylene plastic. Extremely durable, virtually indestructible. Resistant to high and low temperatures and also to many chemicals. With 2 tool boards, 2 lockable clamp locks, document compartment, adjustable partitions in bottom of case.

Case empty	5500 g	360/475/205 mm	315/430/80/70/150 mm	1	17 0076	

Bomber tool assortment

Bomber Master Case	1	17 0076	
1000 V Telephone pliers with straight jaws 200 mm DIN ISO 5745	1	10 0216	
1000 V Telephone pliers with bent jaws 200 mm, DIN ISO 5745	1	10 0238	
1000 V diagonal pliers 160 mm, DIN ISO 5749 B	1	10 0574	
Super 4 wire stripper	1	10 0760	
Electronic diagonal pliers up to 1.3 mm ø, 21°, 132 mm	1	10 1040	
Water pump pliers DIN ISO 8976 with handle sleeves 250 mm	1	10 1224	
Crimping plier system click 'n' crimp, electrical engineering	1	10 6000	
Ball-end hex key set, 7 pieces, size 2.5 - 10, pocket-sized holder	1	11 0596	
Voltage tester 100-250 V AC 3.0/60 mm	1	11 1280	
Precision screwdriver, slot-head screwdriver white 2.0 x 0.4 x 60 mm	1	11 1864	
1000 V slot-head screwdriver 185 mm, DIN EN 60900, 3.0 x 0.5 mm	1	11 7702	
1000 V slot-head screwdriver 185 mm, DIN EN 60900, 4.0 x 0.8 mm	1	11 7704	
1000 V slot-head screwdriver 220 mm, DIN EN 60900, 5.5 x 1.0 mm	1	11 7705	
1000 V screwdriver PH 1, 80 mm, DIN 7438	1	11 7731	
1000 V screwdriver PH 2, 100 mm, DIN 7438	1	11 7732	
1000 V screwdriver PZ 1, 100 mm, DIN 7438	1	11 7741	
1000 V screwdriver PZ 2, 100 mm, DIN 7438	1	11 7742	
Cable shears DUOCUT, 160 mm with two-stage cutting area	1	12 0108	
Pocket saw PROFI, 150 mm span width	1	12 0490	
1000 V safety cable stripping knife, straight strong blade 50 mm	1	12 1042	
Cable stripping knife system 4 - 70	1	12 2016	
Case equipped	8350 g	360/475/205 mm	1	17 0376	

Design	Weight	External dim L/W/H	Intl. dim L/W/H1/H2/H	PU	Article no.	

Tool case Bomber MEGA-WHEEL

Double-walled shells of impact-resistant and unbreakable polyethylene, highly temperature and chemical resistant, 80 mm deep bottom shell with separating walls for flexible interior division according to individual needs, 2 removable boards with innovative, patented FLEXIPOUCH pockets for storing tools and small parts, spacious two-part document compartment, metal cover holder stable on both sides, 2 large rollers (ø 98 mm!) with ball bearings for more stability and robustness, 4 rubber bottom-sliders and appropriate recesses on the case cover make the case securely stackable. The telescopic handle is discretely integrated into the bottom shell and does not get in the way during normal case transport.
The handle can be extended to an ergonomically comfortable 115 cm. Solid handle for a secure grip, 2 strong keylocks.

Case empty	Weight 8000 g	410/550/245 mm	370/475/110/75/185 mm	1	17 0074	

Tool assortment Bomber MEGA-WHEEL

Mega-Wheel Master Case	1	17 0074	
1000 V Telephone pliers with straight jaws 200 mm, DIN ISO 5745, single joint	1	10 0216	
1000 V Telephone pliers with bent jaws 200 mm, DIN ISO 5745, single joint	1	10 0238	
1000 V diagonal pliers 160 mm, DIN ISO 5749 B, single joint	1	10 0574	
Super 4 wire stripper	1	10 0760	
Electronic diagonal pliers up to 1.3 mm ø, 21°, 132 mm	1	10 1040	
Water pump pliers DIN ISO 8976 with handle sleeves 250 mm	1	10 1224	
Crimping plier system click 'n' crimp, electrical engineering	1	10 6000	
Ball-end hex key set 7 pieces, size 2.5 - 10, pocket-sized holder	1	11 0596	
Voltage tester 100-250 V AC 3.0/60 mm	1	11 1280	
Precision slot-head screwdriver white 2.0 x 0.4 x 60 mm	1	11 1864	
1000 V slot-head screwdriver 185 mm, DIN EN 60900, 3.0 x 0.5 mm	1	11 7702	
1000 V slot-head screwdriver 185 mm, DIN EN 60900, 4.0 x 0.8 mm	1	11 7704	
1000 V slot-head screwdriver 220 mm, DIN EN 60900, 5.5 x 1.0 mm	1	11 7705	
1000 V screwdriver PH 1, 80 mm, DIN 7438	1	11 7731	
1000 V screwdriver PH 2, 100 mm, DIN 7438	1	11 7732	
1000 V screwdriver PZ 1, 100 mm, DIN 7438	1	11 7741	
1000 V screwdriver PZ 2, 100 mm, DIN 7438	1	11 7742	
Cable shears DUOCUT, 160 mm with two-stage cutting area	1	12 0108	
Pocket saw PROFI, 150 mm span width	1	12 0490	
1000 V safety cable stripping knife, straight strong blade 50 mm	1	12 1042	
Cable stripping knife system 4 - 70	1	12 2016	
Case equipped	10 800 g	410/550/245 mm	1	17 0374	

Design	Weight	External dim L/W/H	Intl. dim L/W/H1/H2/H	PU	Article no.	

Tool case Perfekt

The elegant, strong, robust hardshell case with 3 tool boards = 4 push-in brackets and one document compartment. Bottom shell with grid layout and separators for reliable placement of measuring tools and small parts. The HIGHLIGHT: The tool boards with a sensational clamp effect. Small and large tools can be inserted without much organisation and will be held safely in place. Also during transport and even if case is upside down.

Case empty	4900 g	355/485/180 mm	305/455/100/65/165 mm	1	17 5075	

Tool assortment Perfekt

Master case Perfekt black				1	17 5075	
1000 V Telephone pliers with straight jaws 200 mm DIN ISO 5745				1	10 0216	
1000 V Telephone pliers with bent jaws 200 mm, DIN ISO 5745				1	10 0238	
1000 V diagonal pliers 160 mm, DIN ISO 5749 B				1	10 0574	
Super 4 wire stripper				1	10 0760	
Electronic diagonal pliers up to 1.3 mm ø, 21°, 132 mm				1	10 1040	
Water pump pliers DIN ISO 8976 with handle sleeves 250 mm				1	10 1224	
Crimping plier system click 'n' crimp, electrical engineering				1	10 6000	
Ball-end hex key set 7 pieces, size 2.5 - 10, pocket-sized holder				1	11 0596	
Voltage tester 100-250 V AC 3.0/60 mm				1	11 1280	
Precision slot-head screwdriver white 2.0 x 0.4 x 60 mm				1	11 1864	
1000 V slot-head screwdriver 185 mm, DIN EN 60900, 3.0 x 0.5 mm				1	11 7702	
1000 V slot-head screwdriver 185 mm, DIN EN 60900, 4.0 x 0.8 mm				1	11 7704	
1000 V slot-head screwdriver 220 mm, DIN EN 60900, 5.5 x 1.0 mm				1	11 7705	
1000 V screwdriver PH 1, 80 mm, DIN 7438				1	11 7731	
1000 V screwdriver PH 2, 100 mm, DIN 7438				1	11 7732	
1000 V screwdriver PZ 1, 100 mm, DIN 7438				1	11 7741	
1000 V screwdriver PZ 2, 100 mm, DIN 7438				1	11 7742	
Cable shears DUOCUT, 160 mm with two-stage cutting area				1	12 0108	
Pocket saw PROFI, 150 mm span width				1	12 0490	
1000 V safety cable stripping knife, straight strong blade 50 mm				1	12 1042	
Cable stripping knife system				1	12 2016	
Case equipped	7765 g	355/483/180 mm		1	17 5331	

Tool assortment Perfekt Plus

Design	Weight	External dim L/W/H	Intl. dim L/W/H1/H2/H	PU	Article no.
Master case Perfekt black				1	17 5075
1000 V Telephone pliers with straight jaws 200 mm DIN ISO 5745				1	10 0216
1000 V diagonal pliers 160 mm, DIN ISO 5749 B				1	10 0574
Varnish stripper for wires ø 0.6 mm (AWG 22)				1	10 0712
Super 4 wire stripper				1	10 0760
Electronic diagonal pliers up to 1.3 mm ø, 21°, 132 mm				1	10 1040
Micro electronic needle nose pliers with bent jaws				1	10 1076
Tweezers, 120 mm				1	10 3016
Offset screwdriver DIN 5200, for slot-head screws, 100 x 5.0 x 0.65 mm				1	11 0620
Offset screwdriver DIN 5200, for crosshead screws, PH 1 / PH 2 x 100 mm				1	11 0630
Screw-holding screwdriver insulated, for slot-head screws 4 x 0.8 x 125 mm				1	11 0784
Voltage tester 100-250 V AC, 3.0/60 mm				1	11 1280
Control mirror				1	11 1600
Combi pick-up tool, total length 700 mm (usable depth 600 mm)				1	11 1650
Precision slot-head screwdriver white 2.0 x 0.4 x 60 mm				1	11 1864
Hexagon socket wrench 210 mm, DIN 3125, size 5.5 x 125 mm				1	11 7205
Hexagon socket wrench 220 mm, DIN 3125, size 7 x 125 mm				1	11 7207
Hexagon socket wrench 220 mm, DIN 3125, size 8 x 125 mm				1	11 7208
Hexagon socket wrench 220 mm, DIN 3125, size 10 x 125 mm				1	11 7210
1000 V slot-head screwdriver 185 mm, DIN EN 60900, 3.0 x 0.5 mm				1	11 7702
1000 V slot-head screwdriver 185 mm, DIN EN 60900, 4.0 x 0.8 mm				1	11 7704
1000 V slot-head screwdriver 220 mm, DIN EN 60900, 5.5 x 1.0 mm				1	11 7705
1000 V screwdriver PH 1, 80 mm, DIN 7438				1	11 7731
1000 V screwdriver PH 2, 100 mm, DIN 7438				1	11 7732
1000 V screwdriver PZ 1, 100 mm, DIN 7438				1	11 7741
1000 V screwdriver PZ 2, 100 mm, DIN 7438				1	11 7742
Cable shears DUOCUT, 160 mm with two-stage cutting area				1	12 0108
Universal shears 190 mm, hardness HRC 56 to 58				1	12 0122
1000 V safety cable stripping knife, straight strong blade 50 mm				1	12 1042
Cable stripping knife system 4 - 70				1	12 2016
Case equipped	7350 g	355/485/180 mm		1	17 5410

Design	Weight	External dim L/W/H	Intl. dim L/W/H1/H2/H	PU	Article no.	

Toolbox DIAMANT

DIAMANT 25

Carrying capacity up to 25 kg, two removable tool boards with rubberised tool insertion straps and a document compartment with integrated tool insertion slots in the base plate, supply includes 5 raaco Carry-Lite 55 inserts for safe storage of small parts and accessories. Case shell without additional aluminium frame.

Case empty	5300 g	375/488/210 mm	290/415/50/90/140 mm	1	17 8015	

DIAMANT 35

Contains a tool board with tool insertion slots and a tool board with tool insertion straps in the lid, but with a carrying capacity of up to 35 kg. Case shells have an additional aluminium frame for absolute torsional stiffness.

Case empty, black	6400 g	430/498/235 mm	340/420/50/100/150 mm	1	17 8077	

Tool assortment DIAMANT 35

Tool case DIAMANT 35, black	1	17 8077	
1000 V Telephone pliers with straight jaws 200 mm DIN ISO 5745	1	10 0216	
1000 V Telephone pliers with bent jaws 200 mm, DIN ISO 5745	1	10 0238	
1000 V diagonal pliers 160 mm, DIN ISO 5749 B	1	10 0574	
Super 4 wire stripper	1	10 0760	
Electronic diagonal pliers up to 1.3 mm ø, 21°, 132 mm	1	10 1040	
Water pump pliers DIN ISO 8976 with handle sleeves 250 mm	1	10 1224	
Crimping plier system click 'n' crimp, electrical engineering	1	10 6000	
Ball-end hex key set 7 pieces, size 2.5 - 10, pocket-sized holder	1	11 0596	
Voltage tester 100-250 V AC 3.0/60 mm	1	11 1280	
Precision slot-head screwdriver white 2.0 x 0.4 x 60 mm	1	11 1864	
1000 V slot-head screwdriver 185 mm, DIN EN 60900, 3.0 x 0.5 mm	1	11 7702	
1000 V slot-head screwdriver 185 mm, DIN EN 60900, 4.0 x 0.8 mm	1	11 7704	
1000 V slot-head screwdriver 220 mm, DIN EN 60900, 5.5 x 1.0 mm	1	11 7705	
1000 V screwdriver PH 1, 80 mm, DIN 7438	1	11 7731	
1000 V screwdriver PH 2, 100 mm, DIN 7438	1	11 7732	
1000 V screwdriver PZ 1, 100 mm, DIN 7438	1	11 7741	
1000 V screwdriver PZ 2, 100 mm, DIN 7438	1	11 7742	
Cable shears DUOCUT, 160 mm with two-stage cutting area	1	12 0108	
Pocket saw PROFI, 150 mm span width	1	12 0490	
1000 V safety cable stripping knife, straight strong blade 50 mm	1	12 1042	
Cable stripping knife system 4 - 70	1	12 2016	
Case equipped 9250 g 430/498/235 mm	1	17 0431	

DIAMANT 35

Contains a tool board with tool insertion slots and a tool board with tool insertion straps in the lid,
but with a carrying capacity of up to 35 kg. Case shells have an additional aluminium frame for absolute torsional stiffness.

Case empty, red	6400 g	430/498/235 mm	340/420/50/100/150 mm	1	17 8076	

Design	Weight	External dim L/W/H	Intl. dim L/W/H1/H2/H	PU	Article no.

DIAMANT 45

corresponds to CIMCO article no. 17 8077, but with carrying capacity of up 45 kg. Case shells have two additional aluminium frames for absolute torsional stiffness.

black

Case empty, black	6800 g	430/498/235 mm	340/420/50/100/150 mm	1	17 8177

Tool assortment DIAMANT 45

Tool case DIAMANT 45, black				1	17 8177
1000 V Telephone pliers with straight jaws 200 mm DIN ISO 5745				1	10 0216
1000 V Telephone pliers with bent jaws 200 mm, DIN ISO 5745				1	10 0238
1000 V diagonal pliers 160 mm, DIN ISO 5749 B				1	10 0574
Super 4 wire stripper				1	10 0760
Electronic diagonal pliers up to 1.3 mm ø, 21°, 132 mm				1	10 1040
Water pump pliers DIN ISO 8976 with handle sleeves 250 mm				1	10 1224
Crimping plier system click 'n' crimp, electrical engineering				1	10 6000
Ball-end hex key set, 7 pieces, size 2.5 - 10, pocket-sized holder				1	11 0596
Voltage tester 100-250 V AC 3.0/60 mm				1	11 1280
Precision slot-head screwdriver white 2.0 x 0.4 x 60 mm				1	11 1864
1000 V slot-head screwdriver 185 mm, DIN EN 60900, 3.0 x 0.5 mm				1	11 7702
1000 V slot-head screwdriver 185 mm, DIN EN 60900, 4.0 x 0.8 mm				1	11 7704
1000 V slot-head screwdriver 220 mm, DIN EN 60900, 5.5 x 1.0 mm				1	11 7705
1000 V screwdriver PH 1, 80 mm, DIN 7438				1	11 7731
1000 V screwdriver PH 2, 100 mm, DIN 7438				1	11 7732
1000 V screwdriver PZ 1, 100 mm, DIN 7438				1	11 7741
1000 V screwdriver PZ 2, 100 mm, DIN 7438				1	11 7742
Cable shears DUOCUT, 160 mm with two-stage cutting area				1	12 0108
Pocket saw PROFI, 150 mm span width				1	12 0490
1000 V safety cable stripping knife, straight strong blade 50 mm				1	12 1042
Cable stripping knife system 4 - 70				1	12 2016
Case equipped	9450 g	430/498/235 mm		1	17 5431

Toolbox DIAMANT accessories

Dividers for optimal division within the bottom shell, longitudinal dividers

for DIAMANT 25	280 x 19 x 46 longitudinal dividers		1 Pair	17 8180
for DIAMANT 35/45	330 x 19 x 46 longitudinal dividers		1 Pair	17 8182

Cross dividers for optimal division within the bottom shell, cross dividers

for DIAMANT 25/35/45	430 x 19 x 46 cross dividers		1 Pair	17 8184

1 2 3 4 5 6 7 8 9 10 11 12 13 14 15 16 17 18 19 20 21 22 23 24 25 26

Design	Weight	External dim L/W/H	Intl. dim L/W/H1/H2/H	PU	Article no.

DIAMANT 45

corresponds to CIMCO article no. 17 8077, but with carrying capacity of up 45 kg. Case shells have two additional aluminium frames for absolute torsional stiffness.

Case empty, red	6800 g	430/498/235 mm	340/420/50/100/150 mm	1	17 8176

Tool assortment DIAMANT 45

Tool case DIAMANT 45, red	1	17 8176
1000 V plastic flat nose pliers, 200 mm	1	10 0796
1000 V Telephone pliers with straight jaws, DIN ISO 5745, 200 mm	1	10 8778
1000 V Telephone pliers with bent jaws, DIN ISO 5745, 200 mm	1	10 8780
1000 V Combination pliers, DIN ISO 5746, 185 mm with flat jaws	1	10 8782
1000 V high-leverage diagonal cutting pliers, DIN ISO 5749, 200 mm, soft and hard wires	1	10 8784
1000 V Wire stripper with adjusting screw 160 mm, for conductors 0.75 - 6 mm²	1	10 8790
1000 V Offset screwdriver size 5, DIN EN 60900/VDE 0680 Part 2	1	11 0804
1000 V Offset screwdriver size 6, DIN EN 60900/VDE 0680 Part 2	1	11 0806
Voltage tester up to 690 V, LED display	1	11 1432
1000 V socket wrench insert size 10, DIN 7448, 1/2 inch square socket	1	11 2600
1000 V socket wrench insert size 11, DIN 7448, 1/2 inch square socket	1	11 2602
1000 V socket wrench insert size 13, DIN 7448, 1/2 inch square socket	1	11 2606
1000 V socket wrench insert size 14, DIN 7448, 1/2 inch square socket	1	11 2608
1000 V socket wrench insert size 17, DIN 7448, 1/2 inch square socket	1	11 2610
1000 V socket wrench insert size 19, DIN 7448, 1/2 inch square socket	1	11 2612
1000 V reversible ratchet, DIN 7449, 1/2 inch	1	11 2628
1000 V T-handle, 1/2 inch	1	11 2650
1000 V open-ended spanner size 10, 105 mm, DIN 7446, 15° cranked	1	11 2708
1000 V open-ended spanner size 13, 132 mm, DIN 7446, 15° cranked	1	11 2714
1000 V open-ended spanner size 17, 160 mm, DIN 7446, 15° cranked	1	11 2720
1000 V open-ended spanner size 19, 170 mm, DIN 7446, 15° cranked	1	11 2722
1000 V open-ended spanner size 22, 195 mm, DIN 7446, 15° cranked	1	11 2724
1000 V slot-head screwdriver 160 mm, DIN EN 60900, 2.5 x 0.4 mm	1	11 7701
1000 V slot-head screwdriver 185 mm, DIN EN 60900, 4.0 x 0.8 mm	1	11 7704
1000 V slot-head screwdriver 245 mm, DIN EN 60900, 6.5 x 1.2 mm	1	11 7706
1000 V slot-head screwdriver 285 mm, DIN EN 60900, 8.0 x 1.2 mm	1	11 7708
1000 V screwdriver PH 1, 7438 mm, 80 mm	1	11 7731
1000 V screwdriver PH 2, 7438 mm, 100 mm	1	11 7732
1000 V nut driver 220 mm, DIN 7445 5.5 x 125 mm	1	11 7805
1000 V nut driver 235 mm, DIN 7445 7.0 x 125 mm	1	11 7807
1000 V nut driver 235 mm, DIN 7445 8.0 x 125 mm	1	11 7808
1000 V nut driver 235 mm, DIN 7445 10.0 x 125 mm	1	117810
1000 V One-hand cable shears 160 mm for cables up to 16 mm	1	12 0206
1000 V safety cable stripping knife, straight strong blade, blade length 50 mm	1	12 1042
1000 V protection slip-on snout, size 1, holder 10 mm max. diameter	5	14 0166
1000 V protection slip-on snout, size 2, holder 10 mm max. diameter	5	14 0168
1000 V protection slip-on snout, size 3, holder 10 mm max. diameter	5	14 0170
Plastic clip	2	14 0180
Electrical safety gloves 1000 V, size 10, length 410 mm, material thickness 1.0	1	14 0214
Insulating tape universal, DIN EN 60454, colour red, 25 mm x 25 m	1	16 0145
Case equipped — 13000 g — 430/498/235 mm	1	17 5370

Design	Weight	External dim L/W/H	Intl. dim L/W/H1/H2/H	PU	Article no.

Toolbox DIAMANT 45 with trolley function

corresponds to CIMCO article no. 17 8177, including 4-stage extendable trolley system for the greatest possible mobility. Extension height of 110 cm with two stabile castors. Case shells have two additional aluminium frames for absolute torsional stiffness.

Case empty	8100 g	440/498/270 mm	340/420/50/100/150 mm	1	17 8178

Gigant S tool case

Dust- and waterproof tool case according to IP 67, stackable, break and shock-proof.
Resistant to acids and temperatures of 33°C/+90°C. Fitted with a document compartment, an ergonomic two-component handle and folding closures for optional padlocking.
To compensate for positive pressure, the case was equipped with a hand valve.
The O seal ring which runs around the periphery of the lid protects the contents of this very durable and rugged case.

Case empty	6500 g	445/345/190 mm		1	17 0092

Clip fasteners on the side and 2 on the front protect the case up to IP 67.

8 options around the handle areas. Can be used with padlocks to secure the case

Manual valve for pressure compensation, name plate can only be changed when case is open

The trolley handle can be locked in both the lower and the upper position

Gigant trolley tool case set

The case originally designed for the military is especially suitable for punishing everyday use. It protects its contents from water and dust, is air-tight, acid-resistant, pressure-resistant, shock-proof and almost indestructible. The acid-resistant bolts in the hinge and lock area, together with the integrated rubber seal, provide the case with an IP 67 protection rating. In addition to that, the case is secured with 4 locks and in 8 positions around the handle areas, it is protected with shackle locks to prevent unauthorised removal of tools. Plastic supports on the case provide increased stability. To compensate for positive pressure, the case is equipped with a hand valve. The name plate can only be replaced when the case is open. The extremely wide and strong handles (3 pieces) with a particularly pleasant feel make it easier to carry or roll along with the additional trolley function which can be secured by locking the handles in place. The case is fitted with 2 tool boards in the upper shell of the case (lid) and two more tool boards in the lower shell of the case. The lower tool board in the bottom shell is laying in a stable position on partitions and the individual small parts sections thanks to additional reinforcement at the edge. The second tool board in the bottom shell is secured spaced at a 50 mm distance to the lower one on 4 metal brackets.

Case empty	14500 g	490/630/300 mm	380/500/180/50/230 mm	1	17 0090

1 2 3 4 5 6 7 8 9 10 11 12 13 14 15 16 17 18 19 20 21 22 23 24 25 26

++ Special offer cases +++ Special offer cases +++ Special offer cases +++ Special offer cases +++ Special offer cases +++ Special offer cases ++

Apprentice case Light

Robust hard shell tool case for professional use in an attractive two-colour design. With two interchangeable tilt closures and two reinforced metal folding hinges as lid supports. The opening angle is greater than 90°. Two tool boards made of lightweight plastic with sewn-on insert pockets offer a multitude of spaces to hold manual tools. The spacious document compartment is integrated in the upper tool board. The bottom shell with three dividers is provided for storing measuring tools, small parts, tools etc.

Tool equipment:

Pliers
- VDE telephone pliers with straight jaws, 200 mm
- VDE diagonal pliers, 160 mm

Slot-head screwdriver
- 3.0 x 0.5 x 100 mm
- 4.0 x 0.8 x 100 mm
- 5.5 x 1.0 x 125 mm

Crosshead screwdriver
- Phillips PH 1 x 80 mm
- Phillips PH 2 x 100 mm

Crosshead screwdriver
- Pozidriv PZ 1 x 80 mm
- Pozidriv PZ 2 x 100 mm

Stripping tools
- Cable stripping knife with hook-shaped blade for cables from 8 - 28 mm ø
- Wire stripper SUPER 4 from 0.5 to 4 mm

Other quality tools
- Cable shears DUOCUT
- VDE voltage tester
- Safety cable stripping knife, 1000 V
- PUK pocket saws 150 mm span width
- Cross peen hammer as per DIN 1041, 300 g
- Painter's spatula, width 40 mm
- Plaster cup made of soft rubber ø 125 mm
- Water brush
- Wooden folding ruler, two metres, mm marking on both sides
- Switch cabinet spirit level 230 mm, torpedo shaped, horizontal, vertical and 45° bubble level
- Carpenter´s pencil, black, 240 mm

- Size: L x W x H: 340 x 430 x 160 mm
- Weight: empty 3,000 g, full of tools 6,250 g

Article no. 17 2004

ECO apprentice case

Robust tool case made of impact-resistant plastic with sturdy aluminium frame with two robust lockable snap locks. The deep-drawn bottom shell provides numerous sub-division options. The removable bottom cover panel is equipped on one side with tool bags. The removable tool board with document compartment and a large number of tool pockets can store numerous tools.

Tool equipment:

Pliers
- VDE telephone pliers with straight jaws, 200 mm
- VDE diagonal pliers, 160 mm

Slot-head screwdriver
- 3.0 x 0.5 x 100 mm
- 4.0 x 0.8 x 100 mm
- 5.5 x 1.0 x 125 mm

Crosshead screwdriver
- Phillips PH 1 x 80 mm
- Phillips PH 2 x 100 mm

Crosshead screwdriver
- Pozidriv PZ 1 x 80 mm
- Pozidriv PZ 2 x 100 mm

Stripping tools
- Cable stripping knife with hook-shaped blade for cables from 8 - 28 mm ø
- Wire stripper SUPER 4 from 0.5 to 4 mm

Other quality tools
- Cable shears DUOCUT
- VDE voltage tester
- Safety cable stripping knife, 1000 V
- PUK pocket saws 150 mm span width
- Cross peen hammer as per DIN 1041, 300 g
- Painter's spatula, width 40 mm
- Plaster cup made of soft rubber, ø 125 mm
- Water brush
- Wooden folding ruler, two metres, mm marking on both sides
- Switch cabinet spirit level 230 mm, torpedo shaped, horizontal, vertical and 45° bubble level
- Carpenter´s pencil, black, 240 mm

- Size: L x W x H: 395 x 455 x 205 mm
- Weight: empty 3,450 g, full of tools 6,750 g

Article no. 17 0500

++ Special offer cases +++ Special offer cases +++ Special offer cases +++ Special offer cases +++ Special offer cases +++ Special offer cases ++

Leather apprentice case

Spacious tool case made of strong cowhide. All outer edges are reinforced with aluminium edges. The metal bottom tray is galvanised and riveted, the base and lid extra reinforced.
The front wall folds down with a document compartment on the front. The rear, front and side wall holding straps provide plenty of tool storage.

Tool equipment:

Pliers
- VDE telephone pliers with straight jaws, 200 mm
- VDE diagonal pliers, 160 mm

Slot-head screwdriver
- 3.0 x 0.5 x 100 mm
- 4.0 x 0.8 x 100 mm
- 5.5 x 1.0 x 125 mm

Crosshead screwdriver
- Phillips PH 1 x 80 mm
- Phillips PH 2 x 100 mm

Crosshead screwdriver
- Pozidriv PZ 1 x 80 mm
- Pozidriv PZ 2 x 100 mm

Stripping tools
- Cable stripping knife with hook-shaped blade for cables from 8 - 28 mm ø
- Wire stripper SUPER 4 from 0.5 to 4 mm

Other quality tools
- Cable shears DUOCUT
- VDE voltage tester
- Safety cable stripping knife, 1000 V
- PUK pocket saws 150 mm span width
- Cross peen hammer as per DIN 1041, 300 g
- Painter's spatula, width 40 mm
- Plaster cup made of soft rubber, ø 125 mm
- Water brush
- Wooden folding ruler, two metres, mm marking on both sides
- Switch cabinet spirit level 230 mm, torpedo shaped, horizontal, vertical and 45° bubble level
- Carpenter´s pencil, black, 240 mm

- Size: L x W x H: 290 x 435 x 200 mm
- Weight: empty 2,750 g, full of tools 5,600 g

Article no. 17 0300

INDUSTRY technician's case

Robust tool case made of impact-resistant plastic with sturdy aluminium frame with two robust lockable snap locks. The deep-drawn bottom shell provides numerous sub-division options. The removable bottom cover panel is equipped on one side with tool bags. The removable tool board with document compartment and a large number of tool pockets can store numerous tools.

Tool equipment:

Pliers
- VDE telephone pliers with bent jaws, 200 mm
- Screw pliers, 160 mm
- VDE high-leverage diagonal cutting pliers, 200 mm
- Electronic diagonal pliers

Slot-head screwdriver
- 3.0 x 0.5 x 100 mm
- 4.0 x 0.8 x 100 mm
- 5.5 x 1.0 x 125 mm

Special screwdriver with combi-profile
- PZ FL1 x 80 mm
- PZ FL 2 x 100 mm

Crosshead screwdriver
- Pozidriv PZ 1 x 80 mm
- Pozidriv PZ 2 x 100 mm

TORX® screwdrivers
- T 10
- T 15
- T 20
- T 25

Stripping tools
- Cable stripper ALLROUNDER
- Power Strip for round cables

Other quality tools
- Cable shears, 180 mm
- Switch cabinet key
- Professional spirit level 250 mm
- Click 'n' Crimp electrical engineering
- Locator Box for 12 0009 and 12 0005

- Size: L x W x H: 395 x 455 x 205 mm
- Weight: empty 3,450 g, full of tools 6,500 g

Article no. 17 0603

TOOL BAGS

Tool bags in strong cowhide with galvanised riveted metal bottom tray.

Easy opening, low space requirement and improved tool removal.

Complete overview of all tools and maximum accessibility.

Safe storage of electricians safety gloves and NH safety handle with reinforced dividing walls in the centre section.

Fixing tools with foam insert.

Tool bags

Tool bags were manufactured long before tool cases and can be seen as the origin of tool transport. For good reasons, leather bags match their reputation of being almost indestructible given the right care. The simplicity of their structure, together with the selected high-quality materials and the many years of craftsmanship experience guarantee this. In addition, the more flexible materials are well suited to hard everyday use.

Bags are characterised by easy opening, a lower space requirement with a complete overview of the tools located in the tool bag. Not only is the VDE cowhide bag specially designed for maximum access, but it has a foam insert in the bottom as well as additional compartments for an NH safety handle or electrician's protective gloves.

Overview of bag types

Leather case
Artikelnr. 17 6028, Seite 33

Tool bag VDE
Artikelnr. 17 0078, Seite 34

Tool bag textil/woven fabric
Artikelnr. 17 0940, Seite 35

Tool backpack
Artikelnr. 17 0430, Seite 35

Industrial electrician tool bag S
Artikelnr. 17 6000, Seite 36

Design	Weight	External dim. L/W/H	Internal dim. L/W/H1/H2/H	PU	Article no.

Tool bag leather

With galvanised, riveted sheet metal bottom trough, folding down front panel, front and back walls, bottom, lid and extra-reinforced side parts, solid carrying handle, 2 key-operated locks, key locks at the side, bottom-sliders, lateral loops for shoulder strap, inner surfaces with numerous tool pockets and adjustable loops, outer edges additionally reinforced with aluminium corners and with folding rear wall, removable centre wall and document front pouch.

	5300 g	375/500/245 mm	340/475/85/80/165 mm	1	17 6028

Tool assortment tool bag leather

Tool bag leather, black	1	17 6028
1000 V telephone pliers with straight jaws 200 mm DIN ISO 5745	1	10 0216
1000 V telephone pliers with bent jaws 200 mm DIN ISO 5745	1	10 0238
1000 V diagonal pliers 160 mm DIN ISO 5749 B	1	10 0574
Wire strippers Super 4	1	10 0760
Electronic diagonal pliers up to 1.3 mm ø, 21°, 132 mm	1	10 1040
Water pump pliers DIN ISO 8976 with handle sleeves 250 mm	1	10 1224
Crimping plier system click 'n' crimp, electrical engineering	1	10 6000
Ball-end hex key set 7 pieces, size 2.5 - 10, pocket-sized holder	1	11 0596
Voltage tester 100-250 V AC 3.0/60 mm	1	11 1280
Precision screwdriver, slot-head screwdriver white 2.0 x 0.4 x 60 mm	1	11 1864
1000 V slot-head screwdriver DIN EN 60900 3.0 x 0.5 mm 185 mm	1	11 7702
1000 V slot-head screwdriver DIN EN 60900 4.0 x 0.8 mm 185 mm	1	11 7704
1000 V slot-head screwdriver DIN EN 60900 5.5 x 1.0 mm 220 mm	1	11 7705
1000 V Screwdriver crosshead 80 mm PH 1 DIN 7438	1	11 7731
1000 V Screwdriver crosshead 100 mm PH 2 DIN 7438	1	11 7732
1000 V Screwdriver crosshead 80 mm PZ 1	1	11 7741
1000 V Screwdriver crosshead 100 mm PZ 2	1	11 7742
Cable shears DUOCUT, 160 mm with two-stage cutting area	1	12 0108
Pocket saw PROFI, 150 mm span width	1	12 0490
1000 V Safety cable stripping knife, straight strong blade, blade length 50 mm	1	12 1042
Cable stripping knife system 4- 70	1	12 2016
6700 g 375/500/245 mm	1	17 6350

Design	Weight	External dim. L/W/H	Internal dim. L/W/H1/H2/H	PU	Article no.

Tool bag VDE

Double stitched

Electricians's protective gloves protected by reinforced dividing walls in the middle section

Aluminium edges for case strengthening

Specially for safety tools and safety devices, all outer edges reinforced with aluminium corners. Side parts, front and back wall, bottom and cover with extra reinforcement, front and back wall can be unfolded to a 90° angle. Lockable key locks, lateral closures, heavy cleat carrying handle, numerous tool pockets, document compartment, lateral loops for shoulder strap, floor studs, foam inserts with recesses for spanner sockets. Particularly safe storage of electricians safety gloves and NH safety handle with two reinforced dividing walls.

	5300 g	380/480/220 mm	325/445/60/65/60/200 mm	1	17 0078

Tool assortment tool bag VDE

Tool bag VDE, signal red	1	17 0078
1000 V plastic flat nose pliers, 200 mm	1	10 0796
1000 V Telephone pliers with straight jaws 200 mm, DIN ISO 5745	1	10 8778
1000 V Telephone pliers with bent jaws 200 mm, DIN ISO 5745	1	10 8780
1000 V Combination pliers with flat jaws 185 mm, DIN ISO 5746	1	10 8782
1000 V high-leverage diagonal cutting pliers 200 mm, DIN ISO 5749, soft and hard wires	1	10 8784
1000 V Wire stripper with adjusting screw 160 mm, for conductors 0.75 - 6 mm²	1	10 8790
1000 V Offset screwdriver size 5, DIN EN 60900/VDE 0680 Part 2	1	11 0804
1000 V Offset screwdriver size 6, DIN EN 60900/VDE 0680 Part 2	1	11 0806
Voltage tester up to 690 V, LED display	1	11 1432
1000 V socket wrench insert DIN 7448, size 10, 1/2 inch square socket	1	11 2600
1000 V socket wrench insert DIN 7448, size 11, 1/2 inch square socket	1	11 2602
1000 V socket wrench insert DIN 7448, size 13, 1/2 inch square socket	1	11 2606
1000 V socket wrench insert DIN 7448, size 14, 1/2 inch square socket	1	11 2608
1000 V socket wrench insert DIN 7448, size 17, 1/2 inch square socket	1	11 2610
1000 V socket wrench insert DIN 7448, size 19, 1/2 inch square socket	1	11 2612
1000 V Reversible ratchet, 1/2 inch	1	11 2628
1000 V T-handle, 1/2 inch	1	11 2650
1000 V Open-ended spanner size 10 105 mm, DIN 7446, 15° cranked	1	11 2708
1000 V Open-ended spanner size 13 132 mm, DIN 7446, 15° cranked	1	11 2714
1000 V Open-ended spanner size 17 160 mm, DIN 7446, 15° cranked	1	11 2720
1000 V Open-ended spanner size 19 170 mm, DIN 7446, 15° cranked	1	11 2722
1000 V Open-ended spanner size 22 195 mm, DIN 7446, 15° cranked	1	11 2724
1000 V slot-head screwdriver DIN EN 60900 2.5 x 0.4 mm 160 mm	1	11 7701
1000 V slot-head screwdriver DIN EN 60900 4.0 x 0.8 mm 185 mm	1	11 7704
1000 V slot-head screwdriver DIN EN 60900 6.5 x 1.2 mm 245 mm	1	11 7706
1000 V slot-head screwdriver DIN EN 60900 8.0 x 1.2 mm 285 mm	1	11 7708
1000 V Screwdriver crosshead 80 mm PH 1 DIN 7438	1	11 7731
1000 V Screwdriver crosshead 100 mm PH 2 DIN 7438	1	11 7732
1000 V nut driver 220 mm DIN 7445 5.5 x 125 mm	1	11 7805
1000 V nut driver 235 mm DIN 7445 7.0 x 125 mm	1	11 7807
1000 V nut driver 235 mm DIN 7445 8.0 x 125 mm	1	11 7808
1000 V nut driver 235 mm DIN 7445 10.0 x 125 mm	1	11 7810
1000 V One-hand cable shears 160 mm for cables up to 16 mm	1	12 0206
1000 V Safety cable stripping knife, straight strong blade, blade length 50 mm	1	12 1042
1000 V protection slip-on snout size 1 holder 10 mm max. diameter	5	14 0166
1000 V protection slip-on snout size 2 holder 10 mm max. diameter	5	14 0168
1000 V protection slip-on snout size 3 holder 10 mm max. diameter	5	14 0170
Plastic clip	2	14 0180
1000 V Electrical safety gloves, size 10, length 410 mm, material thickness 1.0	1	14 0214
Insulating tape universal DIN EN 60454, colour red 25 mm x 25 m	1	16 0145
13 500 g	380/480/220 mm	1	17 0378

Design	Weight	External dim. L/W/H	Internal dim. L/W/H1/H2/H	PU	Article no.

Tool bag textil/woven fabric

Made of hard-wearing plastic fabric, bag cover with additional reinforcement, for even distribution of the load, 4 strong plastic floor sliders make sure it is stable, the water and dirt resistant plastic coating on the bottom makes it easy to clean, additional elastic straps on the lid, numerous tool insertion straps, trolley holder and business card holder on the back, practical tool segments to flexibly hold tools on the middle wall, lateral loops for the shoulder straps (included in the scope of delivery).
Opening function 30° and 90° (side walls).

	4200 g	400/470/270 mm		1	17 0940

Tool backpack

Backpack for tool transport and storage, special configuration diversity and high-quality workmanship for professional use: plastic back shell with comfort-padding, adjustable, padded shoulder straps, adjustable lap belt, document compartment on the front, numerous pockets, holding straps and removable inner pockets for tools, small parts, documents etc., carrying handle, 4 strong bottom sliders, will carry up to 15 kg in weight.

	2300 g	440/340/180 mm		1	17 0430

Tool assortment backpack

Tool backpack	1	17 0430
1000 V telephone pliers with straight jaws 200 mm, DIN ISO 5745	1	10 0216
1000 V diagonal pliers 160 mm, DIN ISO 5749 B	1	10 0574
Wire strippers Super 4	1	10 0760
Voltage tester 100-250 V AC 3.0/60 mm	1	11 1280
1000 V slot-head screwdriver DIN EN 60900 3.0 x 0.5 mm 185 mm	1	11 7702
1000 V slot-head screwdriver DIN EN 60900 4.0 x 0.8 mm 185 mm	1	11 7704
1000 V slot-head screwdriver DIN EN 60900 5.5 x 1.0 mm 220 mm	1	11 7705
1000 V Screwdriver crosshead 80 mm test voltage PH 1 DIN 7438	1	11 7731
1000 V Screwdriver crosshead 100 mm PH 2 DIN 7438	1	11 7732
1000 V Screwdriver crosshead 80 mm PZ 1	1	11 7741
1000 V Screwdriver crosshead 100 mm PZ 2	1	11 7742
Cable shears DUOCUT 160 mm, with two-stage cutting area	1	12 0108
Cable stripping knife with hook-shaped blade, 8 - 28 mm ø	1	12 1010
3400 g	440/340/180 mm	1	17 0420

	Design	External dim. L/W/H	Internal dim. L/W/H1/H2/H	PU	Article no.

Industrial electrician tool bag S

Made of durable cowhide, extra robust, front, middle and back panel with 17 pockets with usual internal division, transparent clamping compartment in lid, removable carrying strap, with robust key lock.

1200 g	270/250/165 mm	250/225/ - /140/140 mm	1	17 6000

Industrial electrician tool bag L

With 2 key locks, extra reinforced bottom and side parts, inner surfaces with leather loops.

920 g	190/370/125 mm	175/330/ - /115/115 mm	1	17 0004

Shoulder strap

Shoulder pad and 2 spring hooks, for tool bags.

length adjustable up to 1500 mm			1	17 0060

Tool backpack trolley

made of wear-resistant and tear-resistant synthetic fabric. With integrated trolley, protective cover for the wheels, 2 padded carrying belts and a handle. The backpack trolley has a padded laptop compartment and a total of 30 different tool holders (15 pockets and 15 rubber straps). In addition, the backpack has 2 fastening straps and 4 outside pockets (2 with zips). The tool boards can be used as needed and they can be easily exchanged or removed with swivel fasteners, will carry up to 15 kg in weight.

4300 g	500 x 380 x 200 mm		1	17 0440

Storage bag for laptop computers and accessories

Functional and very lightweight carrier bag with numerous compartments for documents, business cards, mobile phone and accessories, 2 special padded inner compartments for laptop and additional equipment, i.e. printer, removable pocket for power supply etc., fixed with Velcro fastener, made of durable black polyester / Koskin fabric.

1250 g	410 x 130 x 340 mm		1	17 5150

Roll-up tool case

made of plastic with a fabric backing, with leather strap closure

12 compartments	530 x 320 mm		1	17 0142
20 compartments	760 x 320 mm		1	17 0144

Tool box

made of steel sheets, painted inside and outside, five-piece set, lockable (shackle lock accessory)

5 compartments	540 x 200 x 200 mm		1	17 0212

Brass locks

brass block body, hardened steel shackle, with 2 keys

Größe mm	Shackle ø mm	Shackle Width mm	Shackle Height mm		
40	6	20	19	1	17 0252

Tool belt bag

made of thick, hard-wearing, smooth cowhide,
1 insulating tape roll holder, 5 outside pockets, 1 hammer loop, weight 550 g

	230 x 100 x 230 mm		1	17 0705

Cowhide belt

	1200 x 40 mm		1	17 0780

The flexible bag-system for the professions of today and tomorrow!

WORK-Line is more than a complete set of tool bags! Understand WORK-Line as a new organisation system for your work: a combination of carefully considered storage and transport bags, which adapt themselves to your individual needs in different working situations! All elements of WORK-Line are functional and convenient, due to the flexible combination options of the all-purpose bags you also obtain maximum flexibility that corresponds to your changing requirements! All WORK-Line products are made of the wear-resistant and tear-resistant, lightweight and special weatherproof synthetic fabric polyester 600 D in a modern two-colour design. The bags and accessories are visually accentuated with reflector ribbon from 3M.

All articles depicted are delivered without content.

Overview of bag types

Mobile phone pocket
Article no. 17 5102, page 38

Electrician belt bag
Article no. 17 5112, page 38

Tool strap bag
Article no. 17 5114, page 38

Tool-document bag
Article no. 17 5130, page 39

Electrician-shoulder bag
Article no. 17 5134, page 41

Tool bag-S
Article no. 17 3136, page 41

Tool bag-L
Article no. 17 3138, page 41

Tool-shoulder bag-L
Article no. 17 3142, page 41

Tool-shoulder bag-S
Article no. 17 3140, page 41

Tool-shoulder bag-Strong
Article no. 17 3144, page 41

Padded belt

60 mm wide, continuously variable width from 84 to 116 cm,
large snap lock for fast one-hand operation.

Weight	External dim. L/W/H	PU	Article no.
130 g		1	17 0782

Mobile phone bag

Bag especially for mobile phones or for glasses, measuring instruments and other sensitive small devices, specially padded, hook & loop fastening, 2 pencil holders, universal-metal-clip for fixing to belts and bags of all kinds.

70 g	80/35/120 mm	1	17 5102

Cordless screwdriver bag

Belt holster for inserting all popular common battery screwdrivers, transport securing device with securing band with hook & loop attachment, 4 pockets for accessories such as drill, bits, pencil, etc., particularly sturdy design with padding, reinforced material and seams, belt loops.

120 g	180 x 340 mm	1	17 5104

Bit pocket

Foldable bag for screw-bits and accessories, holders for 12 bits, 5 drills and one bit-holder, hook & loop fastening, universal metal clip for attaching to belts and bags of all kinds.

120 g	130/20/180 mm	1	17 5106

Small inventory bag

Pocket for diverse tools and utensils such as notepad, measuring tape etc., particularly suitable for storing screws and nails thanks to the robust padding. Compartment can be secured using a nylon fabric and rubber closure. Pencil holder, universal metal clip for attaching to belts and bags of all kinds.

130 g	170/90/160 mm	1	17 5108

Small universal bag

Bag for tools and utensils, 3 pockets, snap ring for keys, measuring tape etc., hook & loop fastening, universal metal clip for attaching to belts and bags of all kinds.

120 g	105/60/170 mm	1	17 5110

Electrician belt bag

Tool belt bag with numerous functional details, 1 large and 2 small pockets,
6 different sized elastic fastening straps for screwdrivers, drills etc.,
large reinforced elastic holder for hammer, pliers etc., metal chain and
holder for several rolls of insulating tape, made of strengthened special fabric, belt loop.

350 g	280/50/285 mm	1	17 5112

Tool strap bag

With numerous functional details in reinforced special fabric, 2 spacious inner compartments, small inner compartment with hook & loop fastening, 6 elastic holders for writing utensils, drills, screwdrivers etc, zipped compartment at the front, bag lid closable with hook & loop fastener and/or 2 zips (one-hand operation), integrated size-adjustable apron with 3 additional pockets, integrated belt with continuously variable width of up to 160 cm with large snap lock for convenient one-hand operation, belt can also be used as shoulder strap, so that the body bag changes into a shoulder bag.

750 g	300/95/210 mm	1	17 5114

Weight	External dimensions L/W/H	PU	Article no.	

Tool vest

Greater freedom isn't possible! Tools always close at hand and both hands are free! Numerous functional equipment details for professional use: padded pocket for mobile phones, glasses etc., with hook & loop fixing band and elastic holder for writing utensils, 2 breast-pockets with hook & loop fastening, 1 of which is foldable with 4 inner pockets, 2 large padded waist bags for diverse tools, 1 with hook & loop fastening flap, 8 small elastic holders for writing utensils, drills screwdrivers etc., zip chest pocket for business cards, pocket with window, i.e. for name tag, rivet-reinforced wide holder for hammer, pliers etc., large back pocket with 2 zips for small parts and documents, accessible from the left and right, comfortable padded shoulder straps, vest in standard size, individually adjustable width.

1000 g	480 x 660 mm	1	17 5120	

Tool and document bag

Tool bag for service technicians, perfect for smaller maintenance and installation work, 3 pockets for business cards, 2 elastic holders for mobile phone, measuring tape, small tools etc., 18 pockets of different size for tools of any kind, 4 ring binders for catalogues and other documents. Removable clipboard with the following features: clipboard up to max. DIN A-4 papers, elastic pen-holder, 9 elastic holders of different size for writing utensils, screwdrivers, small tools etc., zipped bag for small utensils.
DIN A 4 document compartment on the front with hook & loop fastener on the front, 2 carrying handles.

1300 g	385/70/290 mm	1	17 5130	

Tool assortment and document bag

Tool and document bag for service technician	1	17 5130	
1000 V Telephone pliers with straight jaws 200 mm, DIN ISO 5745	1	10 8778	
1000 V Combination pliers with flat jaws 185 mm	1	10 8782	
1000 V high-leverage diagonal cutting pliers 200 mm, soft and hard wires	1	10 8784	
1000 V Wire stripper adjusting screw 160 mm, for conductors 0.75 - 6 mm²	1	10 8790	
1000 V slot-head screwdriver 2.5 x 0.4 mm 160 mm	1	11 7701	
1000 V slot-head screwdriver 4.0 x 0.8 mm 185 mm	1	11 7704	
1000 V slot-head screwdriver 6.5 x 1.2 mm 245 mm	1	11 7706	
1000 V slot-head screwdriver 8.0 x 1.2 mm 285 mm	1	11 7708	
1000 V Screwdriver crosshead 80 mm PH 1	1	11 7731	
1000 V Screwdriver crosshead 100 mm PH 2	1	11 7732	
1000 V Safety cable stripping knife, straight strong blade, blade length 50 mm	1	12 1042	
2360 g / 385/70/290 mm	1	17 0360	

Tool and document bag for service technician	1	17 5130	
1000 V telephone pliers with straight jaws 200 mm, DIN ISO 5745	1	10 0216	
1000 V diagonal pliers 160 mm, DIN ISO 5749 B	1	10 0574	
Super 4 wire stripper	1	10 0760	
Voltage tester 100-250 V AC 3.0/60 mm	1	11 1280	
1000 V slot-head screwdriver 3.0 x 0.5 mm 185 mm	1	11 7702	
1000 V slot-head screwdriver 4.0 x 0.8 mm 185 mm	1	11 7704	
1000 V slot-head screwdriver 5.5 x 1.0 mm 220 mm	1	11 7705	
1000 V Screwdriver crosshead 80 mm PH 1	1	11 7731	
1000 V Screwdriver crosshead 100 mm PH 2	1	11 7732	
1000 V Screwdriver crosshead 80 mm PZ 1	1	11 7741	
1000 V Screwdriver crosshead 100 mm PZ 2	1	11 7742	
Cable shears DUOCUT 160 mm, with two-stage cutting area	1	12 0108	
Cable stripping knife with hook-shaped blade, 8 - 28 mm ø	1	12 1010	
3550 g / 385/70/290 mm	1	17 0996	

	Weight	External dim. L/W/H	PU	Article no.

Tool, document and laptop bag

The top model of WORK-Line: tool case, briefcase and laptop computer case, all in one!
Completely folding tool bag with zip, 9 tool pockets of different size, 15 different elastic holders for small tools, screwdrivers, writing utensils etc., integrated laptop computer bag suitable for all common laptop computers includes separately removable equipment bag for power supply, mouse etc., large document compartment with zip and varyingly large pockets and holders for writing utensils, business cards etc., bag for mobile phone and additional inner zip bag, small external document bag, rubberised carrying handle, detachable, extremely adjustable carrying strap with shoulder pad.

130 g	400/130/320 mm	1	17 5132

Tool assortment document and laptop bag

Tool, document and laptop bag	1	17 5132
1000 V telephone pliers 200 mm with straight jaws, DIN ISO 5745	1	10 0216
1000 V telephone pliers with bent jaws, DIN ISO 5745	1	10 0238
1000 V diagonal pliers 160 mm, DIN ISO 5749 B	1	10 0574
Super 4 wire stripper	1	10 0760
Electronic diagonal pliers 120 mm, oval-round head, diagonal with blade protector	1	10 0802
Electronics needle nose pliers, bent blade, smooth jaws, tip 2.5 x 1.5, 150 mm	1	10 0816
Tweezers, 120 mm	1	10 3016
Voltage tester 100-250 V AC 3.0/60 mm	1	11 1280
Precision screwdriver, slot-head screwdriver white 2.0 x 0.4 x 60 mm	1	11 1864
Precision screwdriver, slot-head screwdriver white 2.5 x 0.4 x 75 mm	1	11 1865
Precision screwdriver, slot-head screwdriver white 4.0 x 0.8 x 150 mm	1	11 1870
Precision crosshead screwdriver, light blue PH 0 x 60 mm	1	11 1877
Precision crosshead screwdriver, light blue PH 1 x 80 mm	1	11 1880
Universal switch cabinet key made of die-cast zinc	1	11 2894
1000 V slot-head screwdriver 2.5 x 0.4 mm 160 mm	1	11 7701
1000 V slot-head screwdriver 3.0 x 0.5 mm 185 mm	1	11 7702
1000 V slot-head screwdriver 4.0 x 0.8 mm 185 mm	1	11 7704
1000 V slot-head screwdriver 5.5 x 1.0 mm 220 mm	1	11 7705
1000 V Screwdriver crosshead 80 mm PH 1	1	11 7731
1000 V Screwdriver crosshead 100 mm PH 2	1	11 7732
Coaxi cable sheath stripper for cables from 4.8 - 7.5 mm diameter	1	12 0027
Precision insulation stripper PWS-PLUS, red press button, 0.25 - 0.80 mm ø, AWG 30 - 20	1	12 0033
Universal shears 190 mm, hardness HRC 56 to 58	1	12 0122
Telephone shears with serrated blade, bright nickel plated, size 130 mm	1	12 0222
6700 g	405/490/190 mm	1	17 3310

Weight	External dimensions L/W/H	PU	Article no.		

Electrician shoulder bag

Professional storage bag with flexible clipping system for holding all types of tools.
2 removable tool boards, shoulder strap, 2 side pockets, padded carrying handle. Includes two small organiser boxes.

1300 g	200/300/100 mm	1	17 5134	

Tool bag S

Polyester textile tool bag with EVA foam padding and zip closure. With adjustable shoulder strap with very robust carabiner hook. 3 padded external pockets and 2 carrying handles. A front pocket for small parts and one main compartment with multiple internal pockets and space for large tools. Bottom section in injection moulded plastic for excellent sturdiness and as a protection against moisture.

1300 g	410/300/230 mm	1	17 3136	

Tool bag L

Polyester textile tool bag with EVA foam padding and zip closure. With adjustable shoulder strap with very robust carabiner hook. 3 padded external pockets and 2 carrying handles. A front pocket for small parts and one main compartment with multiple internal pockets and space for large tools. Bottom section in injection moulded plastic for excellent sturdiness and as a protection against moisture.

1800 g	515/300/210 mm	1	17 3138	

Tool bag-shoulder S

Polyester textile tool bag with zip closure. With adjustable shoulder strap with very robust carabiner hook. Multiple external insert pockets and 2 side pockets. Main compartment with top pocket for documents and with multiple internal pockets for large tools. Bottom section in injection moulded plastic for excellent sturdiness and as a protection against moisture

1200 g	410/260/230 mm	1	17 3140	

Tool bag-shoulder L

Polyester textile tool bag with zip closure. With adjustable shoulder strap with very robust carabiner hook. Multiple external insert pockets and 2 side pockets.
Main compartment with top pocket for documents and with multiple internal pockets for large tools.
Bottom section in injection moulded plastic for excellent sturdiness and as a protection against moisture.

1400 g	410/320/230 mm	1	17 3142	

Tool bag-shoulder Strong

Reinforced polyester textile tool bag with adjustable carrying strap. Side walls in double-walled impact-resistant plastic. Removable tool board with PSS system (two-sided insert rails). Practical polyester cover with hook & loop closure.
With 5 integrated sliding bases. Multiple pockets for tools in the outside section.

2700 g	350/250/370 mm	1	17 3144	

cimco
cimco
cimco
cimco
cimco

STORAGE AND TRANSPORT SYSTEMS

Tools organised according to area of application (screwdrivers, pliers, screwing tools etc.)

All foam inserts are half the size of a drawer for individual arrangement.

Quite simple: www.cimco.de leads you directly to the virtual ITSS configurator.
The 2D smartphone scan enables the use of your specific tools.
Online calculation and order confirmation ensure reliable cost transparency before production.



Two-colour design provides a quick overview of missing tools.
Foam modules can also be ordered individually.

Non-slip grip thanks to high clamping force and precise fit.

	Design	Size L x W x H	PU	Article no.	

raaco COMPACT

Transport and storage case made of highly impact-resistant polypropylene, making it lightweight and extremely wear-resistant (no dents and cracks, chemically resistant), can also be used as a step thanks to its extraordinary stability, has removable tool carrier that can hold the variable CARRY-LITE 55/boxxser 55 programme inserts, double bail handle with integrated locking system prevents case from opening unintentionally, 2 side carrying handles (COMPACT 37 upwards)

COMPACT 20

With 6 inserts, without dividing walls, without drawers, no option of fitting carrying strap and castors, weight 1.9 kg

	474 x 239 x 190 mm	1	41 7173	

COMPACT 27

With 6 inserts, without dividing walls, with 2 drawers, no option of fitting carrying strap and castors, weight 2.6 kg

	474 x 239 x 248 mm	1	41 7180	

COMPACT 37

With 7 inserts, 3 dividing walls for individual subdivision of interior, without drawers, with option of fitting carrying strap and castors, weight 3.7 kg

	540 x 296 x 230 mm	1	41 7197	

COMPACT 47

With 7 inserts, 3 dividing walls for individual subdivision of interior, with 2 drawers, with option of fitting carrying strap and castors, weight 4.6 kg

	540 x 296 x 292 mm	1	41 7203	

COMPACT 62

With 10 inserts, 1 dividing wall for individual subdivision of interior, with 4 drawers, with option of fitting carrying strap and castors, weight 7.1 kg

	621 x 311 x 322 mm	1	41 7227	

Carrying strap for COMPACT

For COMPACT models 37, 47 and 62, attach by simply clipping onto special hooks on the case, length continuously adjustable from 0.9 to 1.6 m, weight only 150 g

		1	41 4059	

Set of castors for COMPACT

4 swivelling castors, 2 with locking device, for COMPACT models 37, 47 and 62, simple to install by inserting into bottom of case, weight (set) 600 g

		1	41 3656	

Design	Size L x W x H	PU	Article no.		

raaco boxxser – Set case

The boxxser series consists of 6 case variants in 2 different heights, made of shock-resistant and unbreakable polycarbonate lid on a polypropylene double-wall construction, profile grid in lid and base secure the case contents during transport, two fixed dividers (next to the handle) provide space for storing small parts or accessories. The integrated profile guides on the base protect and secure the set case when stacked. Handle with integrated locking mechanism prevents the case from coming open when carried.

raaco boxxser 80

incl. 3 labelling clips (yellow, green, grey)

Type (grid dimensions L x W - inserts)	Dimensions (mm)			
boxxser 80 (5 x 10- 0)	421 x 361 x 78	1	43 4255	
boxxser 80 (5 x 10-14)	421 x 361 x 78	1	43 4262	
boxxser 80 (5 x 10-20)	421 x 361 x 78	1	43 4279	
boxxser 80 (5 x 10-25)	421 x 361 x 78	1	43 4286	
boxxser 80 (8 x 8- 0)	465 x 401 x 78	1	43 4224	
boxxser 80 (8 x 8-18)	465 x 401 x 78	1	43 4231	
boxxser 80 (8 x 8-20)	465 x 401 x 78	1	43 4248	

raaco boxxser 55

incl. 3 labelling clips (yellow, green, grey)

Type (grid dimensions L x W - inserts)	Dimensions (mm)			
boxxser 55 (4 x 4- 0)	241 x 225 x 55	1	43 4385	
boxxser 55 (4 x 4- 9)	241 x 225 x 55	1	43 4392	
boxxser 55 (4 x 4-11)	241 x 225 x 55	1	43 4408	
boxxser 55 (5 x 5- 0)	298 x 284 x 55	1	43 4354	
boxxser 55 (5 x 5-13)	298 x 284 x 55	1	43 4361	
boxxser 55 (5 x 5-15)	298 x 284 x 55	1	43 4378	
boxxser 55 (6 x 6- 0)	354 x 323 x 55	1	43 4323	
boxxser 55 (6 x 6-12)	354 x 323 x 55	1	43 4347	
boxxser 55 (6 x 6-14)	354 x 323 x 55	1	43 4330	
boxxser 55 (5 x 10- 0)	421 x 361 x 55	1	43 4293	
boxxser 55 (5 x 10-25)	421 x 361 x 55	1	43 4309	
boxxser 55 (5 x 10-45)	421 x 361 x 55	1	43 4316	

HANDYBOX for raaco boxxser

Sturdy, handy transport device that holds up to 4 boxxser 55 4x4 or 5x5 set cases as drawers, carrying handle, transport locking mechanism prevents the set cases from sliding out unintentionally.

Dimensions: 342 x 290 x 247 mm			
for boxxser 55, 4 x 4, incl. 4 x 43 4392	1	43 7942	
Empty	1	43 7935	
Dimensions: 342 x 347 x 305 mm			
for boxxser 55, 5 x 5, incl. 4 x 43 4378	1	43 7966	
Empty	1	43 7959	

Foam insert for raaco boxxser

pre-perforated, for simple individual division (20 mm cubes)

	393 x 273 x 20 mm	1	43 4583	

Labelling clips for raaco boxxser

4x grey	1	43 4453	
4x yellow	1	43 4446	
4x green	1	43 4460	

CARRY-LITE service case

Lightweight storage and carrying case with a flexible design, interior partitioning can be varied at any time with transparent storage compartments in many different sizes, lower shell of case made of polypropylene, case lid made of clear, transparent polycarbonate, lid with U-profiles for non-slip storage of materials and loose inserts, ergonomic carrying handle, two strong slide locks, stackable, can also be set up on edge.

CARRY-LITE 150

Service case, height 150 mm, 413 mm long, 330 mm wide. Interior division can only be individually designed using dividing walls, not with inserts.

Design	Size L x W x H	PU	Article no.
with 8 dividing walls = 9 individual compartments		1	41 8958

CARRY-LITE 80

Service case, height 80 mm, length 413 mm, width 330 mm, grid layout 10 lengthwise x 5 wide

Design	Size L x W x H	PU	Article no.
empty, without inserts		1	41 7494
with 15 inserts	5 x 80 BA8-1, 10 x 80 BA7-1	1	41 8774
with 20 inserts	15 x 80 BA8-1, 5 x 80 BA7-1	1	41 8743

CARRY-LITE 55

Service case, height 55 mm, length 413 mm, width 330 mm, grid layout 10 lengthwise x 5 wide

Design	Size L x W x H	PU	Article no.
empty, without inserts		1	41 7500
with 25 inserts	25 x 55 A8-1	1	41 9207
with 25 inserts	10 x 55 A9-1, 5 x 55 A7-1, 10 x 55 A8-1	1	41 9191

Inserts for CARRY-LITE 80 and raaco boxser 80

Height 69 mm

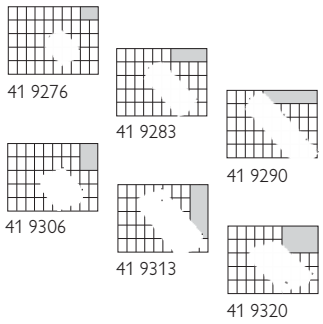

Type	Grid dim. lengthwise	Grid dim. wide	Length mm	Width mm	PU	Article no.
80 BA8-1	1	2	55	79	1	41 9276
80 BA8-2	1	4	55	157	1	41 9283
80 BA8-3	1	6	55	235	1	41 9290
80 BA7-1	2	2	109	79	1	41 9306
80 BA7-2	4	2	218	79	1	41 9313
80 BA6-1	2	4	109	157	1	41 9320

Inserts for CARRY-LITE 55 and raaco boxser 55

Height 47 mm, precise fit also for drawers and tool holders for raaco COMPACT, the PSC vario models and the 250-3 cabinet drawer.

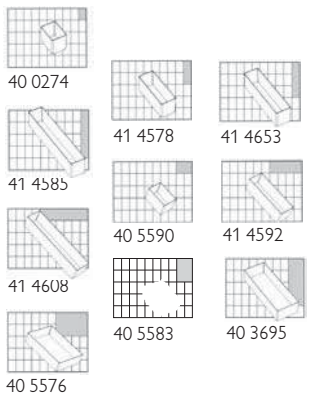

Type	Grid dim. lengthwise	Grid dim. wide	Length mm	Width mm	PU	Article no.
55 A9-1	1	1	55	39	1	40 0274
55 A9-2	2	1	109	39	1	41 4578
55 A9-3	3	1	163	39	1	41 4653
55 A9-4	4	1	218	39	1	41 4585
55 A8-1	1	2	55	79	1	40 5590
55 A8-2	1	4	55	157	1	41 4592
55 A8-3	1	6	55	235	1	41 4608
55 A7-1	2	2	109	79	1	40 5583
55 A7-2	4	2	218	79	1	40 3695
55 A6-1	2	4	157	109	1	40 5576

Safe box for CARRY-LITE

High-quality storage system for CARRY-LITE service cases, made of blue lacquered steel sheet, telescopic runners mounted on ball bearings, lockable, length 451 mm, width 330 mm, height 403 mm, weight (empty) 15 kg. Delivery includes CARRY-LITE service case

Design	PU	Article no.
Safe box 150 incl. 2 x 41 8958	1 Set	43 4569
Safe box 80 incl. 3 x 41 8774	1 Set	43 3067
Safe box 55 incl. 2 x 41 9207 and 2 x 41 9191	1 Set	43 4576

Design	Size L x W x H	PU	Article no.

Transporter box for CARRY-LITE

Made of durable plastic, for holding up to 3 CARRY-LITE 80 or 4 CARRY-LITE 55, with 2 or 3 insertable intermediate bottoms, incl. shoulder strap, weight (empty) 2910 g

incl. 2 x 41 8774 and 1 x 41 8743	562 x 361 x 250 mm	1 Set	40 4883
incl. 2 x 41 9207 and 2 x 41 9191	562 x 361 x 250 mm	1 Set	40 8188

PSC set cases

Inexpensive transport and storage case for small parts, with fixed or variable interior dividers or without any interior dividers, made of hard-wearing polypropylene, strong slide locks with ratcheting, stackable, can also be set up on edge

PSC fix

Set cases with fixed interior division.

Type	Small cmpt.	Weight (kg)	Dimensions (mm)		
fix-9	9	0.30	240 x 195 x 43	1	41 5384
fix-12	12	0.14	175 x 145 x 32	1	41 2857
fix-15	15	0.73	338 x 260 x 57	1	41 5407
fix-18	18	0.34	240 x 195 x 43	1	40 9963
fix-32	32	0.82	338 x 260 x 57	1	41 5414

PSC vario

Set cases with variable inner compartment through the use of inserts of the CARRY-LITE 55 series (grid layout: 8 lengthwise x 4 wide / PSC vario 240: 4 lengthwise x 4 wide), case lid with U-profiles for non-slip storage of materials and loose inserts. With ergonomic carrying handle (not PSC vario 240).

Type	Small cmpt.	Weight (kg)	Dimensions (mm)		
vario 240	none (empty)	0.25	241 x 195 x 56	1	41 1898
vario 340	none (empty)	0.59	338 x 261 x 57	1	41 2970
vario 15	15	0.90	338 x 261 x 57	1	41 2987
vario 17	17	0.89	338 x 261 x 57	1	40 8423

PSC vario XL

Set cases with variable interior division for CARRY-LITE 80 series inserts

Type	Small cmpt.	Weight (kg)	Dimensions (mm)		
vario XL	none (empty)	0.60	338 x 261 x 78	1	43 0899

HANDYBOX for PSC set cases

Sturdy, handy transport device for holding up to 4 PSC set cases 57 mm high and 338 mm long as drawers, carrying handle, transport safeguard against the PSC set cases sliding out unintentionally, connection fittings for non-slip mounting of several boxes next to each other, also suitable for wall mounting. Weight (empty): 1.81 kg, dimensions: 376 x 265 x 310 mm

incl. 2 x 41 2987 and 2 x 40 8423		1 Set	41 2004
Empty		1	40 1943

SUPERCLIPS workshop system

Comprehensive system of different hooks, holders and mounting brackets for storing tools, components, electrical devices and accessories in the workshop. Clips can be easily installed and relocated at any time by simply inserting them in the special perforated panel in order to meet individual needs.
Can also be ideally combined with raaco storage bins and the TRD tool rack. High-quality material for continuous use in a professional environment.

SUPERCLIP 1

Straight universal hook with angular holding end, e.g. for screwdrivers

Type				
1-30	Pack of 5	47 x 27 x 60 mm	1	41 0709
1-60	Pack of 5	79 x 27 x 60 mm	1	41 0716

SUPERCLIP 2

Double-hook holder with angular holding ends, hook length 60 mm, e.g. for files

Type	Design	Size L x W x H	PU	Article no.
2-60	Pack of 3	79 x 27 x 60 mm	1	41 0747

SUPERCLIP 3

Straight universal hook with upright holding end, e.g. for ring spanners

Type	Design	Size L x W x H	PU	Article no.
3-75	Pack of 5	93 x 27 x 60 mm	1	41 0778

SUPERCLIP 4

Double-hook holder with vertical holding ends, hook length 50 mm, e.g. for hammers

Type	Design	Size L x W x H	PU	Article no.
4-50	Pack of 3	79 x 50 x 60 mm	1	41 0792

SUPERCLIP 5

Eye hook holder, e.g. for pliers

Type	Design	Size L x W x H	PU	Article no.
5-17	Pack of 3	53 x 45 x 60, eye 45 x 17 mm	1	41 0808
5-20	Pack of 3	61 x 62 x 60, eye 62 x 20 mm	1	41 0815

SUPERCLIP 6

Rounded spring clip, open at front, e.g. for screwdrivers

Type	Design	Size L x W x H	PU	Article no.
6-12	Pack of 6	37 x 27 x 60, ø 12 mm	1	41 0631
6-18	Pack of 6	46 x 27 x 60, ø 18 mm	1	41 0648
6-24	Pack of 6	56 x 33 x 60, ø 24 mm	1	41 0655

SUPERCLIP 9

Universal storage box, e.g. for small parts of all kinds

Type	Design	Size L x W x H	PU	Article no.
9		108 x 83 x 58 mm	1	40 4562

SUPERCLIP 10

Rounded holder, e.g. for drilling machines, cordless screwdrivers, heat guns, cable coils, etc

Type	Design	Size L x W x H	PU	Article no.
10	Pack of 4	93 x 27 x 60 mm	1	40 8928

SUPERCLIP 11

Spanner holder, for up to 8 spanners of different sizes

Type	Design	Size L x W x H	PU	Article no.
11		145 x 237 x 45 mm	1	41 4165

SUPERCLIP 12

Drill holder, for 22 twist drills from 1 mm to 13 mm diameter

Type	Design	Size L x W x H	PU	Article no.
12		94 x 77 x 65 mm	1	41 4172

raaco FIX

Patented tool holding system, suitable for holding tools of all kinds, e.g. screwdrivers, pliers, files, tweezers, shears, spanners, measuring tools, etc.

Design	Size L x W x H	PU	Article no.
SMALL	242 x 38 x 100 mm	1	42 5833
LARGE	242 x 38 x 140 mm	1	42 5840

Design	Size L x W x H	PU	Article no.		

Perforated panels for SUPERCLIPS

Made of strong, galvanised steel sheet, for holding all raaco SUPERCLIPS, for mounting on the wall (fixing with dowels/screws) or on the TRD tool rack



	520 x 440 x 11 mm	1	41 8347	

TRD tool rack for SUPERCLIPS

Strong stand made of steel sheet for holding up to 6 perforated panels (CIMCO article no. 41 8347) for SUPERCLIPS or up to 6 slotted wall panels for raaco storage bins (CIMCO article no. 41 8330), delivery incl. 6 perforated panels (CIMCO article no. 41 8347), without clips, handles and castors, weight 23.5 kg

TRD	570 x 570 x 1600 mm	1	40 9666	

Castor and handle set for TRD tool rack

4 rubber rollers, 2 with brakes, and 2 screw-on handles turn the tool rack into a portable tool board, ideal for workshops and in manufacturing, weight of the set 1.8 kg

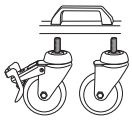

		1	41 2369	

raaco Storage cabinets

For free-standing installation, wall mounting (suspension holes for screws) and mounting on turntables for storage cabinets (see pages 50+51), cabinet frame made from dark blue lacquered steel sheet, drawers made from wear-resistant, transparent polypropylene, with stop rim to prevent drawers from sliding out unintentionally, possibility to subdivide into small compartments with additional dividing walls, front surface for the attachment of labels

Storage cabinet series 150

Cabinet depth 150 mm, height 552 mm, width 306 mm, maximum load 40 kg

CABINET 60-00
fitted with 60 drawers type 150-0, weight 5.12 kg

		1	40 8065	

CABINET 48-01
fitted with 48 drawers type 150-1, weight 5.11 kg

		1	40 7341	

CABINET 24-02
fitted with 24 drawers type 150-2, weight 4.58 kg

		1	40 7303	

CABINET 08-03
fitted with 8 drawers type 150-3, weight 4.19 kg

		1	40 7297	

Storage cabinet series 150

Cabinet depth 150 mm, height 552 mm, width 306 mm, maximum load 40 kg

Design	Size L x W x H	PU	Article no.
CABINET 16-04 fitted with 16 drawers type 150-4, weight 4.29 kg		1	40 9215
CABINET 40-123 fitted with 36 drawers type 150-1, 3 drawers type 150-2, 1 drawer type 150-3, weight 4.93 kg		1	40 7242

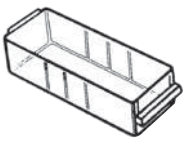

Drawers for cabinet series 150

150-0	150 x 55 x 41 mm	1	40 8980
150-1	150 x 67 x 41 mm	1	40 4692
150-2	150 x 91 x 64 mm	1	40 4715
150-3	150 x 279 x 64 mm	1	40 4708
150-4	150 x 139 x 64 mm	1	40 9178

Drawer dividers for cabinet series 150

for 150-0	31 x 52 x 2 mm	1	40 1981
for 150-1	31 x 64 x 2 mm	1	40 1998
for 150-2	50 x 87 x 2 mm	1	40 2032
for 150-3 /-4	50 x 134 x 2 mm	1	40 2049

Drawer labels for cabinet series 150

White, interchangeable, individually inscribable, coated with dirt-repellent, wear-resistant plastic

for 150-0	10 x 52 x 1 mm	1	40 9024
for 150-1	10 x 64 x 1 mm	1	40 7761
for 150-2	18 x 87 x 1 mm	1	40 7778
for 150-3	18 x 275 x 1 mm	1	40 7785
for 150-4	18 x 135 x 1 mm	1	40 9017

Turntable for storage cabinet series 150

For holding up to 12 series 150 cabinets, maximum load-bearing capacity 480 kg, can be turned on maintenance-free roller bearings, weight without cabinets 12.5 kg, delivery without storage cabinets

	1760 x 680 x 680 mm	1	40 3732

Storage cabinet series 250

Cabinet depth 250 mm, height 435 mm, width 357 mm, maximum load 40 kg

CABINET 24-1 fitted with 24 drawers type 250-1, weight 6.9 kg		1	40 9048

Design	Size L x W x H	PU	Article no.

CABINET 8-2
fitted with 8 drawers type 250-2, weight 6.0 kg

		1	40 8560

CABINET 6-3
fitted with 6 drawers type 250-3, weight 7.2 kg

		1	40 8577

Drawers for cabinet series 250

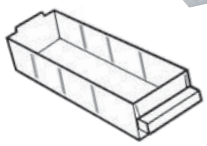

250-1	58 x 80 x 250 mm	1	40 7273
250-2	92 x 159 x 250 mm	1	40 7259
250-3	57 x 320 x 250 mm	1	40 3114

Drawer dividers for cabinet series 250

for 250-1	Pack of 36	46 x 75 x 3 mm	1	40 6757
for 250-2	Pack of 36	80 x 154 x 3 mm	1	40 6764

Drawer labels for cabinet series 250

White, interchangeable, self-adhesive, individually inscribable, coated with dirt-repellent, wear-resistant plastic

for 250-1	Pack of 24	15 x 75 x 1 mm	1	40 7792
for 250-2	Pack of 8	32 x 155 x 1 mm	1	40 7815
for 250-3	Pack of 8	15 x 315 x 1 mm	1	40 7822

Turntable for storage cabinet series 250

For holding up to 12 series 250 cabinets, maximum load-bearing capacity 600 kg, can be turned on maintenance-free roller bearings, weight without cabinets 22.3 kg, delivery without storage cabinets

	1600 x 880 x 880 mm	1	40 2582

raaco Storage bins

Open storage bins made of impact-resistant polypropylene, for free-standing installation, stacking, attaching to wall panels and mounting on turntable (not bin 5), with conveniently shaped handle and front surface for attaching labels

	Load (kg)	Height x Width x Depth		
Bin 1	5	50 x 125 x 133 mm	1	43 6631
Bin 2	5	75 x 125 x 173 mm	1	40 3404
Bin 3	5	101 x 125 x 228 mm	1	41 8354
Bin 4	10	126 x 125 x 300 mm	1	41 6398
Bin 5	15	200 x 256 x 365 mm	1	43 6679

Wall panels for raaco storage bins

Panels made of galvanised steel sheet for holding raaco storage bins 1 to 5, can be easily screw-mounted onto the wall or mounted on the raaco TRD tool rack for SUPERCLIPS (CIMCO article no. 40 9666, see page 49), with 4 vertical rows, each with 12 slots = 48 slots for bins, weight 1.475 kg

	520 x 440 x 11 mm	1	41 8330

	Design	Size L x W x H	PU	Article no.	

Turntable for raaco storage bins

Rotating workshop and storage stand for holding up to 148 storage bins (depending on the sizes of the selected bins). With 6 vertical rows x 48 slots = 288 slots for bins. Ideal configuration e.g.
48x bin 1, 32x bin 2 and 24x bin 3 (= 104 bins)
48x bin 1, 64x bin 2 (= 112 bins)
32x bin 2, 24x bin 3 and 16x bin 4 (= 72 bins)
48x bin 4
Fast access to all bins due to rotating capability of the tower, thanks to highly resilient roller bearings, maximum load 450kg, weight 27 kg

	Load (kg)	Height x Width x Depth			
Tower empty	450	1600 x 655 x 655 mm	1	40 2780	

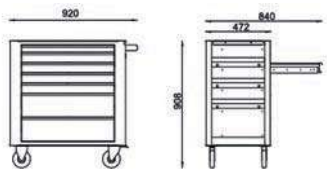

Workshop trolley, empty

- Extremely robust and strong
- Simple, convenient handling
- Rounded contours and manufactured according to national safety standards
- A ribbed rubber mat protects the top level
- 100% pull-out drawers, mounted on telescopic runners and lined with oil-resistant rubber mats
- With central locking
- 8 side compartments for storing tools and auxiliary equipment, 6 of which are movable
- Two fixed and two movable oil-resistant rubber wheels ø 125 mm (one of which with locking brake)
- Surface coating: powder coating RAL 3020
- Fitted with 7 drawers (interior dimensions: 640 x 417 mm)
  1 drawer: 665 x 445 x 50 mm
  4 drawers: 665 x 445 x 70 mm
  2 drawers: 665 x 445 x 168 mm
  Maximum load per drawer: 30 kg
- Total carrying weight maximum 280 kg
- Dead weight: 74 kg

Trolley empty			1	17 7500	

Workshop trolley, including tools

All tools in customised foam inserts for a structured, secure storage of your tools:
- Ten preconfigured ITSS foam inserts including tools
- Tools organised according to area of application (screwdrivers, pliers, screwing tools etc.)
- All foam inserts are half the size of a drawer for individual arrangement
- Non-slip retention thanks to high clamping force and precise fit
- Two-colour design enables a quick overview of missing tools
- Foam modules can also be ordered individually

Trolley equipped			1	17 7502	

Configure your own individual foam insert! Very easy, with the ITSS foam configurator at www.cimco.de.

Design	Size L x W x H	PU	Article no.

Hard foam inserts

Screwdrivers
equipped with 12 diamond Drei-Ve screwdrivers,
CIMCO article no. 11 7701, 11 7702, 11 7703, 11 7704, 11 7705, 11 7706, 11 7708, 11 7710, 11 7741, 11 7742, 11 7751, 11 7752



		1	17 7510

Screwdrivers/electronic
equipped with 14 diamond Drei-Ve TORX® and electronic screwdrivers
CIMCO article no. 11 7908, 11 7909, 11 7910, 11 7915, 11 7920, 11 7925, 11 7930, 11 1864, 11 1865, 11 1866, 11 1868, 11 1870, 11 1877, 11 1880



		1	17 7512

Ring spanners
equipped with 12 ring spanners
CIMCO article no. 11 2330, 11 2332, 11 2334, 11 2338, 11 2344, 11 2348, 11 2352, 11 2356, 11 2358, 11 2362, 11 2364, 11 2368

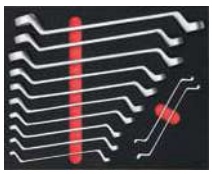

		1	17 7516

Measuring and screwing tools
equipped with 9 measuring and screwing tools
CIMCO article no. 11 0596, 11 0598, 11 0604, 11 0290, 11 0294, 11 0120, 21 1442, 21 0065, 11 1282

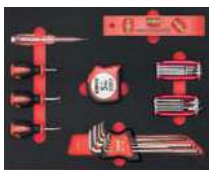

		1	17 7508

Crimping tools
equipped with 5 crimping pliers for wire end ferrules
CIMCO article no. 10 4190, 10 4192, 10 4194, 10 4200, 10 4202

		1	17 7520

Pliers
equipped with 8 diamond-Plus pliers
CIMCO article no. 10 0574, 10 0216, 10 0336, 10 1224, 10 0816, 10 0528, 10 0238, 10 0802

		1	17 7504

Striking tools
equipped with 6 striking tools
CIMCO article no. 13 0582, 13 1053, 13 0354, 13 0358, 13 0022, 13 0210



		1	17 7506

Open-ended-ring spanners
equipped with 12 ratchet ring- and open-end spanners
CIMCO article no. 11 2508, 11 2509, 11 2510, 11 2511, 11 2512, 11 2513, 11 2514, 11 2515, 11 2516, 11 2517, 11 2518, 11 2519

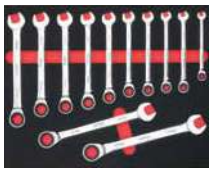

		1	17 7518

Stripping tools
equipped with 9 tools
CIMCO article no. 12 0028, 12 0023, 12 1027, 10 0686, 12 0030, 12 0515, 12 0081, 20 8500, 14 0205

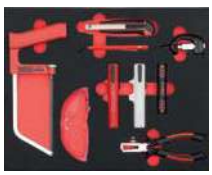

		1	17 7514

Foam empty
Configured foam with a large recess for storing small parts, sets, etc.

		1	09 7618

cimco

PLIERS

Unrivalled cutting performance
Blades closing exactly. Favourable transmission ratio for low expenditure of force when cutting. Induction hardened precision blades (approx. 64 HRC) for all wires, even piano wire.

Smooth opening and closing
Virtually clearance-free joint for smooth and uniform opening and closing over the entire operating range.

Optimised lever ratios
Ease of operation and handy handle design, which enable energy-saving and ergonomic working for the hand.

The range of pliers that is exclusively „Made in Germany“ undergoes a series of unrivalled future-oriented, robot-supported production processes.

10 JAHRE GARANTIE

10-Jahre-Haltbarkeitsgarantie

10 year durability guarantee
on all Diamant-Plus pliers. If defects in the material or processing can be proven, we will provide you with a replacement free of charge! Please ask for the exact guarantee terms at your local CIMCO dealer or from CIMCO directly.

1 2 3 4 5 6 7 8 9 10 11 12 13 14 15 16 17 18 19 20 21 22 23 24 25 26

	Design	Size mm	PU	Article no.

– Safety pliers with 1000 V protective insulation

Optimised lever ratios, ease of operation and user-friendly grip design that permit energy-saving and ergonomic working for the hand, manufactured using the most suitable high alloy tool steels, hardened completely in oil, all blades are additionally induction hardened, surfaces are polished to a high-sheen and are meticulously chrome-plated.

Description of the symbols

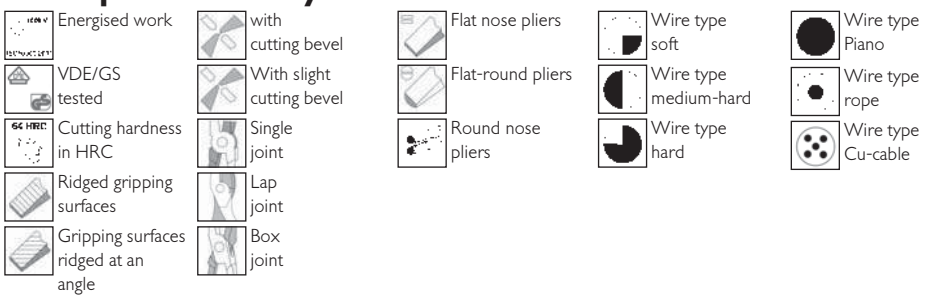

- Set the adjusting screw to the desired conductor cross section to be stripped by turning it (left / right).
- Secure the adjusting screw using the counter nut.
- Insert the cable.
- Close the pliers by exerting pressure and strip off the plastic sheathing.

1000 V protective insulation according to VDE

Pliers of the Diamant-Plus series conform to the current standards of IEC 900, IEC 60900 and VDE 0682/Part 201 (excluding engineers pliers). These strict safety directives prescribe 10 different quality checks for the insulation protection of all pliers. Besides the type examination, the independent testing body of the VDE also regularly carries out inspections of the production and the storage. Each individual set of pliers is tested in a water bath for disruptive discharges and flashovers at a testing voltage of 10,000 Volt AC. As a result, we guarantee that safety has been tested on all pieces.

The range of pliers that is exclusively „Made in Germany“ undergoes a series of unrivalled future-oriented, robot-supported production processes. The work sequences are implemented with the aid of robots, from forging to grinding and polishing, right through to the dielectric strength testing of the insulating material coating in order to ensure a consistent standard of quality. Ergonomic design handle sleeves in a modern 2-component design made of premium plastic with excellent tactile properties. Superb grip thanks to non-slip, non-adhesive surface when dealing with wet conditions and dirt. Excellent skin-tolerance, insulation during extreme temperatures, electrical shocks and vibrations. Resistance against perspiration, salt water, oil, many chemicals and UV radiation.

Heavy duty diagonal pliers

according to DIN ISO 5749 A, lap joint,
with induction hardened precision blade (approx. 64 HRC), for all wires, also for piano wire, made of electric steel

145 (5.5“)	1	10 0524	

1000 V Heavy duty diagonal pliers

160 (6“)	1	10 0526	
200 (8“)	1	10 0528	

Diagonal pliers

according to DIN ISO 5749 B, single joint
with induction hardened precision blade (approx. 64 HRC), for all wires, also for piano wire, made from electric steel

130 (5“)	1	10 0570	

1000 V diagonal pliers

145 (5,5“)	1	10 0572	
160 (6“)	1	10 0574	
180 (7“)	1	10 0577	

Design	Size mm	PU	Article no.

1000 V stripping diagonal pliers

Single joint, with induction hardened precision blade (approx. 64 HRC) for hard, medium hard and soft wire, in addition with two stripping functions for solid and stranded conductors 1.5 mm² and 2.5 mm²

	160 (6“)	1	10 0652

Diagonal sealing pliers

Single joint with induction hardened precision blades (approx. 64 HRC), for all wires, also for piano wire, made from electric steel, with 8 mm ø punches

	160 (6“)	1	10 0030
loose punch	8 mm ø	1	10 1732

1000 V heavy duty end cutter

according to DIN ISO 5748, lap joint, with induction hardened precision blades (approx. 64 HRC), for all wires, also including piano wire, made from electric steel

	200 (8“)	1	10 0402

1000 V combination pliers

according to DIN ISO 5746, single joint, with induction hardened precision blades (approx. 64 HRC), for all wires, also including piano wire, made from special tool steel, with slightly conical, ridged gripping surfaces and ridged opening (burner hole)

	160 (6“)	1	10 0334
	180 (7“)	1	10 0336
	200 (8“)	1	10 0338

1000 V wire stripper

Single joint, with adjusting screw for setting the desired wire- or stranded wire diameter, for solid and stranded conductors up to 5 mm ø or 0.75 mm² to 6 mm², with internal opening spring

	160 (6“)	1	10 0686

1000 V telephone pliers with straight jaws

according to DIN ISO 5745, single joint, with induction hardened precision blades (approx. 60 HRC), long, flat-round jaws (needle nose pliers), ridged gripping surfaces and ridged opening (burner hole), with blades for hard and soft wire

	145 (5,5“)	1	10 0212
	160 (6“)	1	10 0214
	200 (8“)	1	10 0216

1000 V telephone pliers with bent jaws

according to DIN ISO 5745, single joint, 45° angled jaws, with induction hardened precision blades (approx. 60 HRC), long, flat-round jaws (needle nose pliers), ridged gripping surfaces and ridged opening (burner hole), with blades for hard and soft wire

	160 (6“)	1	10 0236
	200 (8“)	1	10 0238

1000 V flat nose pliers (long flat nose pliers)

according to DIN ISO 5745, single joint, long, flat jaws, jaw length 50 mm, ridged gripping surfaces

	160 (6“)	1	10 0024

1 2 3 4 5 6 7 8 9 10 11 12 13 14 15 16 17 18 19 20 21 22 23 24 25 26

	Design	Size mm	PU	Article no.

1000 V round nose pliers (long flat nose pliers)

according to DIN ISO 5745, single joint,
long, round jaws, jaw length 50 mm, finely ridged gripping surfaces

	160 (6“)	1	10 0062

Engineering pliers

without VDE-tested 1000 Volt protective insulation,
with precision box joint for clearance-free, particularly durable guidance, jaw length 75 mm,
gripping surfaces with fine angled cut

straight, flat-round jaws	190 (7.5“)	1	10 0082
flat-round jaws, 45° angled	190 (7.5“)	1	10 0086
straight, flat-wide jaws	190 (7.5“)	1	10 0090
flat-wide jaws, 45° angled	190 (7.5“)	1	10 0094

Water pump pliers

according to DIN ISO 8976, with box joint, self-clamping on the workpiece,
with ridged opening (burner hole), made from chrome-vanadium steel

without handle sleeves	250 (10“)	1	10 1222
with handle sleeves	250 (10“)	1	10 1224

1000 V pliers set, 4-piece

Heavy duty diagonal pliers	200 (8“)		10 0528
Telephone pliers with straight jaws	200 (8“)		10 0216
Combination pliers	180 (7“)		10 0336
Wire stripper	160 (6“)		10 0686
		1	10 4020

Pliers set, 3-piece

Water pump pliers	250 (10“)		10 1224
Telephone pliers with bent jaws	200 (8“)		10 0238
Diagonal pliers	160 (6“)		10 0574
		1	10 4022

1000 V diagonal pliers Diamant

according to DIN ISO 5749

Cutting performance: A special blade geometry, optimised hand power transmission and most suitable material quality ensure astonishingly low cutting forces on all types of cables and conductors.

Surface coating: Thanks to new technological possibilities, the diagonal pliers are given a double primer coat as well as a more refined surface coating that ensures a high level of wear resistance and improved corrosion protection.

Handle sleeves: Ergonomically designed handle sleeves in a modern two-component design made of premium plastic with excellent tactile properties, VDE-certified insulation protection up to 1000 Volt AC according to DIN EN 60900:2004.

	160	1	10 0000

Image video
problems solvers

Screw pliers

The patented 2-component screw pliers that have been awarded the Design Prize is the ideal problem solver for embedded, dirty or corrosion-damaged screws. The special head shape of the pliers securely surrounds the screw head, thus loosening the screws which can no longer be removed with conventional tools. Single joint with arched, vertically ridged gripping surfaces, for all self-tapping or metric screws from M1 – M3

	130	1	10 0350

Single joint, with induction hardened precision blade (approx. 58 HRC), for hard, medium-hard and soft wire. Arched, horizontally and vertically ridged gripping surfaces, for all self-tapping or metric screws from M2 - M6

	160	1	10 0352

Design	Size mm	PU	Article no.

The range of pliers that is exclusively „Made in Germany“ undergoes a series of unrivalled future-oriented, robot-supported production processes. The work sequences are carried out with the aid of robots, from forging to grinding and polishing, right through to the dielectric strength testing of the insulation material coating, in order to ensure a consistent standard of quality. Handles with two-colour plastic dip insulation for optimum safety. In the event of damage to the outer red insulation layer, the lower orange plastic insulation that is now visible indicates that 100 % safety in accordance with the safety standards can no longer be guaranteed.

1000 V heavy duty diagonal pliers

according to DIN ISO 5749 A, lap joint,
with induction hardened precision blade
(approx. 64 HRC), for all types of wire, also including piano wire, made of electric steel

160 (6”)	1	10 8789
200 (8”)	1	10 8784

1000 V diagonal pliers

according to DIN ISO 5749 B, single joint
with induction hardened precision blade
(approx. 64 HRC), for all types of wire, including piano wire, made from electric steel

145 (5.5”)	1	10 8785
160 (6”)	1	10 8786
180 (7”)	1	10 8787
250 (10”)	1	10 8788

1000 V stripping diagonal pliers

Single joint, with induction hardened
precision blade (approx. 64 HRC) for hard,
medium-hard and soft wire, in addition with two stripping functions for solid and stranded conductors
1.5 mm² and 2.5 mm²

160 (6”)	1	10 8792

1000 V heavy duty end cutter

according to DIN ISO 5748, lap joint,
with induction hardened precision blade
(approx. 64 HRC), for all types of wire, also including piano wire, made of electric steel

200 (8”)	1	10 8795

1000 V flat nose pliers (long flat nose pliers)

according to DIN ISO 5745, single joint,
Long, flat jaws, jaw length 50 mm, ridged gripping surfaces

160 (6”)	1	10 8771

1000 V round nose pliers (long flat nose pliers)

according to DIN ISO 5745, single joint,
Long, round jaws, jaw length 50 mm, finely ridged gripping surfaces

160 (6”)	1	10 8773

1000 V telephone pliers with straight jaws

according to DIN ISO 5745, single joint,
with induction hardened precision blade
(approx. 60 HRC), long, flat-round jaws (needle nose pliers), ridged gripping surfaces and ridged opening
(burner hole), with blades for hard and soft wire

160 (6”)	1	10 8779
200 (8”)	1	10 8778

1 2 3 4 5 6 7 8 9 10 11 12 13 14 15 16 17 18 19 20 21 22 23 24 25 26

	Design	Size mm	PU	Article no.

1000 V telephone pliers with bent jaws

according to DIN ISO 5745, single joint,
jaws at a 45° angle, with induction hardened
precision blade (approx. 60 HRC), long, flat-round jaws (needle nose pliers), ridged gripping surfaces and ridged opening (burner hole), with blades for hard and soft wire

	160 (6”)	1	10 8777
	200 (8”)	1	10 8780

1000 V combination pliers

according to DIN ISO 5746, single joint,
with induction hardened precision blade (approx. 64 HRC), for all wires, also including piano wire, made from special tool steel with slightly conical, ridged gripping surfaces and ridged opening (burner hole)

	160 (6”)	1	10 8781
	180 (7”)	1	10 8782
	200 (8”)	1	10 8783

1000 V Water pump pliers

according to DIN ISO 8976, with box joint,
self-clamping on the workpiece, with ridged opening (burner hole), made from chrome-vanadium steel

	250 (10”)	1	10 8724

1000 V wire stripper

Single joint, with adjusting screw
for setting to the desired wire- or strand diameter, for solid and stranded conductors
up to 5 mm ø or 0.75 mm² to 6 mm², with internal opening spring

	160 (6”)	1	10 8790

1000 V Safety pliers set, 4-piece

Double dip-coated handles

Telephone pliers, straight	200 (8”)		10 8778
Combination pliers	180 (7”)		10 8782
Heavy duty diagonal pliers	200 (8”)		10 8784
Wire stripper	160 (6”)		10 8790
		1	10 8002

1000 V plastic telephone pliers

made of impact-resistant, fibre-glass reinforced plastic with 2-component handles, ridged gripping surfaces and narrow tips, robust design, can be used at temperatures as low as -40 °C

	180	1	10 0790

1000 V plastic grip pliers

made of impact-resistant, glass fibre reinforced plastic with 2-component handles, gripping zone with 8 openings for different cable diameters, without blades, robust design, can be used at temperatures as low as -40 °C

	180	1	10 0792

1000 V Plastic combination pliers

made of impact-resistant, fibre-glass reinforced plastic with 2-component handles, with blade inserts made of special steel, extra-long blades for flexible conductors with diameters of up to 12 mm as well as medium-hard wire, gripping zone with 3 openings for different cable diameters, robust design, can be used at temperatures as low as -40 °C

	190	1	10 0794

1000 V plastic cable cutter

made of impact-resistant, fibre-glass reinforced plastic with 2-component handles, with blade inserts made of special steel, for flexible Al and Cu conductors with diameters of up to 15 mm, excellent cutting performance, robust design, can be used at temperatures as low as -40 °C

	170	1	12 0790

Design		Size mm	PU	Article no.		

Precision electronic pliers with box joint, drop-forged design

High-precision design made of special steel, easily self-opening thanks to double leaf springs, excellent durability, finely ground surfaces with ergonomically-designed 2-component handle sleeves (in ESD or 1000 V design on request)

Electronic diagonal pliers

Oval-round head, diagonal, with side face		120	1	10 0802	
Oval-round head, diagonal, without side face		120	1	10 0804	
Pointed head, flat, with side face		120	1	10 0806	
Pointed head, flat, without side face		120	1	10 0808	

Electronic end cutter

with wide blade and side face		120	1	10 0810	

Electronic diagonal end cutter with stripping function

ø 1.0 mm = 0.8 mm²

with wide blade, without side face, angle 37°		120	1	10 0824	

Electronic diagonal end cutter

Short blade, without side face, angle 30°		120	1	10 0826	

Electronic needle nose pliers with blade

Straight shape, tip 2.5 x 1.5 mm		130	1	10 0812	
Straight shape, tip 2.5 x 1.5 mm		150	1	10 0814	
Bent shape, tip 2.5 x 1.5 mm		150	1	10 0816	

Electronic flat nose pliers

Smooth wide jaws 2.0 x 3.5 mm		130	1	10 0818	
Smooth narrow jaws 2.0 x 1.0 mm		130	1	10 0820	

Electronic round nose pliers

Short shape, smooth jaws

Tip 1.5 mm ø		130	1	10 0822	

Electronic pliers set, 3-piece

Diagonal pliers		120		10 0802
Needle nose pliers		150		10 0816
Flat nose pliers		130		10 0818
			1	10 4032

Case-hardened 3 mm-flat tool steel design

Precision ground cutting edges, self-opening thanks to smooth spiral spring, finely burnished, with elastic 2-component plastic handles (except electronic heavy duty diagonal pliers, CIMCO Article no. 10 1054 and 10 1055)

Micro electronic diagonal pliers

without side face

Design: Setting angle	Size mm: Soft wires up to ø mm		PU	Article no.
21°	0.8	118	1	10 1030
with fine tips				
21°	1.0	129	1	10 1038

Electronic diagonal pliers

without side face

Design: Setting angle	Size mm: Soft wires up to ø mm	Size mm: Hard wires up to ø mm	PU	Article no.
21°	1.3	132	1	10 1040
without side face				
48°	1.3	130	1	10 1044
reinforced design, with side face, blades also suitable for steel wire				
21°	2.0	0.6 140	1	10 1046
reinforced design, without side face				
21°	1.3	132	1	10 1048
with reinforced blade, without side face				
21°	1.0	132	1	10 1050
with reinforced blade, with side face				
21°	1.0	132	1	10 1051
strong design, without side face				
21°	2.0	131	1	10 1052

Electronic heavy duty diagonal pliers

without side face, with 1-component ergonomic handle sleeves

Design: Setting angle	Size mm: Soft wires up to ø mm		PU	Article no.
20°	2.5	148	1	10 1054
with side face				
20°	2.5	148	1	10 1055

Micro electronic needle nose pliers

Bent jaws, smooth, 1 mm wide		152	1	10 1076
Straight jaws, ridged, 1.2 mm wide		152	1	10 1082

Electronic flat nose pliers

Straight jaws, ridged, 3 mm wide		140	1	10 1096

Electronic pliers set, 3-piece

Diagonal pliers	132		10 1040
Needle nose pliers, bent	140		10 1076
Flat nose pliers	150		10 1096
		1	10 4030

Design	Size mm	PU	Article no.

Tweezers

Technical tweezers

made of steel,

straight, pointed shape, without serration	120	1	10 3012
bent, pointed shape, fine serration	120	1	10 3016
bent, pointed shape, fine serration	155	1	10 3018

College tweezers

made of steel, with guiding pins

bent, pointed-round shape, fine serration	155	1	10 3042

Crossed tweezers

made of steel, with copper jaws for heat dissipation

straight, narrow-round shape	160	1	10 3062

Insulated tweezers

straight, pointed shape	130	1	10 3110
bent, pointed shape	150	1	10 3112
straight, flat-round shape	145	1	10 3114

1000 V Tweezers

with 2-layer safety insulation and anti-slip protection, tested according to DIN EN 60900

1000 V straight, flat-round shape	145	1	10 3232
1000 V bent, flat-pointed shape	145	1	10 3240

Control mirror

Mirror ø 30 mm	275	1	11 1600

Combi pick-up tool

with additional integrated 500 g ring magnet. Black, plastic-coated bendable shaft (returns to the original position after bending) complete with a Ø 6 mm (externally Ø 7 mm) pick-up tool and anodised sleeve measuring Ø 15 mm. Aluminium actuation handle with Ø 32 mm counterholder, Ø 24 mm actuation pushbutton and integrated return spring.

Total length 700 mm (usable depth 600 mm)	700	1	11 1650

Flexible pick-up tool

Bendable shaft Ø 6 mm (does not return to the original position after bending).
Pick-up tool design complete with return spring on the actuation pushbutton. Aluminium actuation handle with Ø 20 mm counterholder, Ø 16 mm actuation pushbutton.

Total length 540 mm (usable depth 450 mm)	540	1	11 1652

Flexible magnetic pick-up tool

Mini magnetic pick-up tool with ø 4 mm neodymium magnet, on flexible, plastic-coated wire shaft, for recovering metal items from small und tight spaces

Adhesive force 270 g	400	1	11 1654

Telescopic magnetic pick-up tool ø 6 mm

in pocket format complete with attachment clip, extendable from 125 mm to 630 mm (total length) and a tensile force of 500 g.
7 mm head diameter, chrome-plated design

	125	1	11 1622

	Design	Size mm	PU	Article no.

Sealing pliers and accessories

Diagonal sealing pliers

Single joint with induction hardened precision blade (approx. 64 HRC), for all types of wire, also including piano wire, made of electric steel with 8 mm ø punches

		160 mm (6“)	1	10 0030
loose punch		8 mm ø	1	10 1732

Sealing pliers

Punch ø mm	Holder ø mm			
8	4	125	1	10 1690
9	4	145	1	10 1692
10	5	165	1	10 1694
12	5	220	1	10 1698

loose punch ø mm	Holder ø mm			
8	4		1	10 1700
9	4		1	10 1702
10	5		1	10 1704
12	5		1	10 1708

Sealing pliers

without strap lock, 8 mm ø		105	1	10 1720
with strap lock, 8 mm ø		105	1	10 1722
Loose punch, 8 mm ø			1	10 1724

Engravings for seal punches

up to 3 letters			1	10 1733
every additional letter			1	10 1734
every border			1	10 1735
Special engravings				

Lead seals

ø mm		Height mm		
8	approx. 850 items	4	1 kg	14 0750
9	approx. 600 items	4	1 kg	14 0752
10	approx. 400 items	5	1 kg	14 0754
12	approx. 300 items	5	1 kg	14 0758

Wire lead seals

with moulded wire coil, 200 mm in length

ø mm				
8	approx. 450 items		1 kg	14 0760
10	approx. 260 items		1 kg	14 0762
12	approx. 150 items		1 kg	14 0764

Plastic seals

ø mm				
8	orange		1000	14 0738
9	grey		1000	14 0740
10	orange		1000	14 0742
12	grey		1000	14 0744

Plastic-coated seal wire

Iron wire		ø mm		
Coil: 100 m, white		0.5 x 0.6	1	14 0778
Coil: 100 m, blue		0.5 x 0.6	1	14 0779

Design	Size mm	PU	Article no.

Seal wire

galvanised steel wire, rustproof

	ø mm		
Coil: 1/2 kg = approx. 115 m	0.5 x 0.5	1	14 0768
Coil: 1 kg = approx. 230 m	0.5 x 0.5	1	14 0770
Coil: 1/2 kg = approx. 190 m	0.5 x 0.3	1	14 0772
Coil: 1 kg = approx. 380 m	0.5 x 0.3	1	14 0774

Sealing pliers set

consisting of diagonal sealing pliers (CIMCO article no. 10 0030) incl. punch pair, 1000 plastic seals orange, CIMCO article no. 14 0738, 100 m plastic-coated seal wire, white (CIMCO article no. 14 0778), in stable plastic box

		1	10 1730

Circlip pliers (Seeger pliers)

For the damage-free fitting and removal of circlips or snap rings on shafts and in boreholes, made of chrome-vanadium steel, polished chrome-plated, with PVC handle sleeves, cylindrical plier tips.

Shape	for circlips mm ø			
acc. to DIN 5254 A	for external circlips, straight jaws			
A 3 (A 0)	3 - 10	140	1	10 1410
A 10 (A 1)	10 - 25	140	1	10 1412
A 19 (A 2)	19 - 60	180	1	10 1414
A 40 (A 3)	40 - 100	225	1	10 1416
A 85 (A 4)	85 - 165	310	1	10 1418



acc. to DIN 5254 B	for external circlips, 90° angled jaws			
B 3 (A 01)	3 - 10	130	1	10 1430
B 10 (A 11)	10 - 25	130	1	10 1432
B 19 (A 21)	19 - 60	170	1	10 1434
B 40 (A 31)	40 - 100	210	1	10 1436
B 85 (A 41)	85 - 165	310	1	10 1438

acc. to DIN 5256 C	for internal circlips, straight jaws straight jaws			
C 3 (J 0)	3 - 10	140	1	10 1450
C 8 (J 1)	8 - 25	140	1	10 1452
C 19 (J 2)	19 - 60	180	1	10 1454
C 40 (J 3)	40 - 100	225	1	10 1456
C 85 (J 4)	85 - 165	290	1	10 1458

acc. to DIN 5256 D	for internal circlips 90° angled jaws			
D 3 (J 01)	3 - 10	130	1	10 1470
D 8 (J 11)	8 - 25	130	1	10 1472
D 19 (J 21)	19 - 60	170	1	10 1474
D 40 (J 31)	40 - 100	210	1	10 1476
D 85 (J 41)	85 - 165	290	1	10 1478

Lever pressure pliers (locking pliers)

Ideal for holding and fixing of workpieces for welding, soldering, cutting and finishing. Jaws made of chrome vanadium steel, with release lever and wire cutter

Span width mm			
0 - 35	185	1	10 1300
0 - 50	250	1	10 1302
0 - 65	300	1	10 1304

	Design	Size mm	PU	Article no.	

Bolt cutters

Robust bolt cutter in a compact design. Blades and pipehead made of special drop-forged steel. Reduced separating force thanks to ideal geometry and cutting performance up to 48 HRC. With ergonomic 2-component handles and precise, adjustable blades.

	460	1	10 0450	

Pincers (nippers)

according to DIN ISO 9243, with PVC handle sleeves

	200	1	10 1524	

Rabitz pliers (mechanic‘s pliers)

according to DIN ISO 9242, with PVC handle sleeves

	220	1	10 1540	

Revolving punch pliers

Forged steel, with brass pressure piece and 6 interchangeable hole punches (CIMCO article no. 10 1552 up to 10 1558)

2 - 2.5 - 3 - 3.5 - 4 - 5 mm ø	230	1	10 1550	

Made of steel sheet, with brass pressure piece

2 - 2.5 - 3 - 3.5 - 4 - 4.5 mm ø	220	1	10 1562	

Notching pliers

Special tool for the fast and neat cutting out from plastic sheets (e.g. cable ducts)

Cutting depth 30 mm	Cutting width 15 mm	180	1	10 1640	

Control pliers

For paper perforations and for thin plastics, e.g. for the simple marking of stickers, before they are detached from the backing material. Opening depth 30 mm

Round recess 3 mm ø	120	1	10 1650	

Special recesses for control pliers

round recess up to max. 5 mm ø as well as special shapes up to 3 mm in height, e.g.

Please specify special recess when ordering:

Design	Size mm	PU	Article no.

PICCOLO folding pliers

made of chrome vanadium steel, with single joint, jaw width 22 mm

Jaw shape

straight	180	1	10 2080
45°	180	1	10 2082

Folding pliers

made of chrome vanadium steel, with single joint, PVC-coated handles

Straight folding pliers

Working head 40 mm	240	1	10 2060
Working head 60 mm	260	1	10 2062
Working head 80 mm	300	1	10 2063

45° folding pliers

Working head 40 mm	240	1	10 2064
Working head 60 mm	260	1	10 2066
Working head 80 mm	300	1	10 2067

90° folding pliers

Working head 40 mm	240	1	10 2057
Working head 60 mm	260	1	10 2058
Working head 80 mm	300	1	10 2059

Flat nose pliers, straight

Working head 12 mm, with cut	250	1	10 2068
Working head 12 mm, without cut	250	1	10 2069

Flat nose pliers 45°

Working head 12 mm, without cut	250	1	10 2072

Round nose pliers

Working head 7 mm, with cut	250	1	10 2070
Working head 7 mm, without cut	250	1	10 2071

cimco
cimco
SLIM
1000V

SCREWDRIVER, ELECTRONIC SCREWDRIVER

Reduced insulation
For optimum accessibility of recessed screws with the SLIM blade version.

Screw system marking
The handle end of the screwdrivers is marked with a symbol for the screw system and size. This allows the user to pick out the "right" tool at a glance (an advantage in your tool bag for example).

Blade
The specially hardened and high-alloy steel guarantees a long service life.
Due to the machined blade tips, we guarantee maximum fitting precision of all VDE types in the screw head.

All insulated 3K screwdrivers are not only VDE/GS approved, they also fulfil the new, enhanced IEC 60900 standard without compromise. This specifies, among other things, an individual item test in a water bath with a testing voltage of 10,000 V.

A slim quick rotation zone with good grip allows particularly precise, sensitive work.

Insulated screwdrivers according to IEC 60900, classification VDE 0682, Part 201. Individually tested in a water bath with a testing voltage of 10,000 V.

1000 V

Slot-head screwdriver

according to DIN EN 60900; VDE 0682 - 201 - 01; DIN ISO 2380

Blade size (W x H x L mm)		Total length mm	PU	Article no.
2.5 x 0.4	75	160	1	11 7701
3.0 x 0.5	100	185	1	11 7702
3.5 x 0.6	100	185	1	11 7703
4.0 x 0.8	100	185	1	11 7704
5.5 x 1.0	125	220	1	11 7705
6.5 x 1.2	150	245	1	11 7706
8.0 x 1.2	175	285	1	11 7708
10.0 x 1.6	200	310	1	11 7710

Phillips cross-head screwdrivers

according to DIN EN 60900; VDE 0682 - 201 - 01; DIN ISO 8764

PH 0	60	145	1	11 7730
PH 1	80	165	1	11 7731
PH 2	100	195	1	11 7732
PH 3	150	260	1	11 7733

Pozidriv cross-head screwdrivers

according to DIN EN 60900; VDE 0682 - 201 - 01; DIN ISO 8764

PZ 0	60	145	1	11 7740
PZ 1	80	165	1	11 7741
PZ 2	100	195	1	11 7742
PZ 3	150	260	1	11 7743

Special screwdrivers with combination profile

according to DIN EN 60900; VDE 0682 - 201 - 01

for combined slot-head/crosshead screws in electrical equipment, e.g. terminal blocks

PZ FL 1	80	165	1	11 7751
PZ FL 2	100	195	1	11 7752
Set PZ FL 1 and PZ FL 2 (CIMCO article no. 11 7751 and 11 7752)			1	11 7750
PH FL 1	80	165	1	11 7757
PH FL 2	100	195	1	11 7758

Hex key (Allen wrench)

according to DIN EN 60900; VDE 0682 - 201 - 01

Size 3	75	160	1	11 7823
Size 4	75	160	1	11 7824
Size 5	75	170	1	11 7825
Size 6	100	195	1	11 7826
Size 8	100	210	1	11 7828

TORX® screwdrivers

according to DIN EN 60900; VDE 0682 - 201 - 01

T 8	60	145	1	11 7908
T 9	60	145	1	11 7909
T 10	60	155	1	11 7910
T 15	75	170	1	11 7915
T 20	100	195	1	11 7920
T 25	100	195	1	11 7925
T 30	100	210	1	11 7930

Nut drivers

according to DIN EN 60900; VDE 0682 - 201 - 01

Size 5.5	125	220	1	11 7805
Size 6	125	220	1	11 7806
Size 7	125	235	1	11 7807
Size 8	125	235	1	11 7808
Size 9	125	235	1	11 7809
Size 10	125	235	1	11 7810
Size 11	125	235	1	11 7811
Size 13	125	235	1	11 7813

Blade size (W x H x L mm)	Total length mm	PU	Article no.

Electrician screwdriver set, 7 piece

1000 V

VDE electrician screwdrivers for slot-head screws

2.5 x 0.4 x 75			11 7701
3.0 x 0.5 x 100			11 7702
4.0 x 0.8 x 100			11 7704
5.5 x 1.0 x 125			11 7705
VDE cross-head screwdriver			
PH 1 x 80			11 7731
PH 2 x 100			11 7732
VDE voltage tester (250 V AC)			11 1280
		1	11 7800

Electrician screwdriver set, 7 piece

1000 V

VDE electrician screwdrivers for slot-head screws

2.5 x 0.4 x 75			11 7701
3.0 x 0.5 x 100			11 7702
4.0 x 0.8 x 100			11 7704
5.5 x 1.0 x 125			11 7705
VDE cross-head screwdriver			
PZ 1 x 80			11 7741
PZ 2 x 100			11 7742
VDE voltage tester (250 V AC)			11 1280
		1	11 7802

Slot-head screwdriver set, 5-piece

1000 V

VDE electrician screwdrivers for slot-head screws

2.5 x 0.4 x 75			11 7701
3.5 x 0.6 x 100			11 7703
4.0 x 0.8 x 100			11 7704
5.5 x 1.0 x 125			11 7705
6.5 x 1.2 x 150			11 7706
		1	11 7700

Cross-head screwdriver set, 6-piece

1000 V

VDE crosshead screwdriver

PH 1 x 80			11 7731
PH 2 x 100			11 7732
PH 3 x 150			11 7733
PZ 1 x 80			11 7741
PZ 2 x 100			11 7742
PZ 3 x 150			11 7743
		1	11 7745

Hex key (Allen wrench) set, 5-piece

1000 V

VDE hex key

Size 3 x 75			11 7823
Size 4 x 75			11 7824
Size 5 x 75			11 7825
Size 6 x 100			11 7826
Size 8 x 100			11 7828
		1	11 7820

TORX® screwdriver set, 5-piece

1000 V

VDE TORX® screwdriver

T 8 x 60			11 7908
T 10 x 60			11 7910
T 15 x 75			11 7915
T 20 x 100			11 7920
T 25 x 100			11 7925
		1	11 7900

1000 V

Nut driver set, 5-piece

VDE nut driver

	Blade size (W x H x L mm)	Total length mm	PU	Article no.
Size 5.5 x 125				11 7805
Size 7 x 125				11 7807
Size 8 x 125				11 7808
Size 10 x 125				11 7810
Size 13 x 125				11 7813
			1	11 7801

1000 V

VDE screwdriver set ELEKTRO-MEGA-DRIVE, 13-piece

VDE electrician screwdrivers for slot-head screws

2.5 x 0.4 x 75				11 7701
3.0 x 0.5 x 100				11 7702
4.0 x 0.8 x 100				11 7704
5.5 x 1.0 x 125				11 7705

VDE crosshead screwdriver

PH 1 x 80				11 7731
PH 2 x 100				11 7732
PZ 1 x 80				11 7741
PZ 2 x 100				11 7742

VDE TORX® screwdriver

T 10				11 7910
T 15				11 7915
T 20				11 7920
T 25				11 7925
VDE voltage tester (250 V AC)				11 1280
			1	11 7000

1000 V

VDE SLIM screwdriver set, 5-piece

For optimal accessibility of recessed screws

VDE electrician screwdriver for slot-head screws

3.0 x 0.5 x 100 mm				
4.0 x 0.8 x 100 mm				
5.5 x 1.0 x 125 mm				

VDE cross-head screwdriver

PZ 1 x 80 mm				
PZ 2 x 100 mm				
			1	11 7850

Non-insulated workshop screwdriver with bare, matt chrome-plated blade

according to ISO 2380

3.5 x 0.6 x 75	160	1	11 7103	
4.0 x 0.8 x 100	185	1	11 7104	
5.5 x 1.0 x 125	220	1	11 7105	
6.5 x 1.2 x 150	245	1	11 7106	
8.0 x 1.2 x 150	260	1	11 7107	
8.0 x 1.6 x 175	285	1	11 7108	
10.0 x 1.6 x 200	310	1	11 7110	

Electrician screwdriver



2.5 x 0.4 x 75	160	1	11 7121	
3.0 x 0.5 x 100	185	1	11 7122	
3.5 x 0.6 x 100	185	1	11 7123	
4.0 x 0.8 x 100	185	1	11 7124	
5.5 x 1.0 x 125	220	1	11 7125	
5.5 x 1.0 x 200	295	1	11 7126	

Blade size (W x H x L mm)	Total length mm	PU	Article no.

Phillips cross-head screwdriver

according to DIN ISO 8764

PH 0 x 60	145	1	11 7130
PH 1 x 80	165	1	11 7131
PH 2 x 100	195	1	11 7132
PH 3 x 150	260	1	11 7133

Pozidriv cross-head screwdriver

according to DIN ISO 8764 - 1

PZ 0 x 60	145	1	11 7140
PZ 1 x 80	165	1	11 7141
PZ 2 x 100	195	1	11 7142
PZ 3 x 150	260	1	11 7143

TORX® screwdriver with bore (tamper resistant)

T 6 x 60 (without bore)	135	1	11 7306
T 7 x 60	135	1	11 7307
T 8 x 60	145	1	11 7308
T 9 x 60	145	1	11 7309
T 10 x 80	175	1	11 7310
T 15 x 80	175	1	11 7315
T 20 x 100	195	1	11 7320
T 25 x 100	195	1	11 7325
T 30 x 115	225	1	11 7330
T 40 x 115	225	1	11 7340

Ball-end hex key (Allen wrench)

according to DIN 5265

Size 3 x 100	185	1	11 7223
Size 4 x 100	185	1	11 7224
Size 5 x 100	195	1	11 7225
Size 6 x 125	220	1	11 7226
Size 8 x 150	260	1	11 7228

Hexagon nut driver

according to DIN 3125

Size 5 x 125	210	1	11 7204
Size 5.5 x 125	210	1	11 7205
Size 6 x 125	210	1	11 7206
Size 7 x 125	220	1	11 7207
Size 8 x 125	220	1	11 7208
Size 9 x 125	220	1	11 7209
Size 10 x 125	220	1	11 7210
Size 11 x 125	235	1	11 7211
Size 13 x 125	235	1	11 7213
Size 14 x 125	235	1	11 7214
Size 17 x 125	235	1	11 7217

Stubby screwdrivers

with 2-component handle, for slot-head screws

5.5 x 1.0 x 38	95	1	11 0290
6.5 x 1.2 x 38	95	1	11 0294

with 2-component handle, for Phillips crosshead screws

PH 1 x 38	95	1	11 0120
PH 2 x 38	95	1	11 0122

Slot-head screwdriver

according to DIN ISO 2380, long design

5.5 x 1.0 x 300	410	1	11 7112

Phillips cross-head screwdriver

according to DIN ISO 8764, long design

Blade size (W x H x L mm)	Total length mm	PU	Article no.
PH 1 x 300	400	1	11 7114
PH 2 x 300	410	1	11 7116

Screwdriver set, 3-piece

Slot-head screwdriver			
5.5 x 1.0 x 300			11 7112
Crosshead screwdriver			
PH 1 x 300			11 7114
PH 2 x 300			11 7116
		1	11 7102

Screwdriver set, 6-piece

Electrician screwdriver			
2.5 x 0.4 x 75			11 7121
4.0 x 0.8 x 100			11 7124
Workshop screwdriver			
5.5 x 1.0 x 125			11 7105
6.5 x 1.2 x 150			11 7106
Crosshead screwdriver			
PH 1 x 80			11 7131
PH 2 x 100			11 7132
		1	11 7100

Slot-head screwdriver set, 6-piece

Electrician screwdriver			
2.5 x 0.4 x 75			11 7121
3.5 x 0.6 x 100			11 7123
4.0 x 0.8 x 100			11 7124
Workshop screwdriver			
5.5 x 1.0 x 125			11 7105
6.5 x 1.2 x 150			11 7106
8.0 x 1.2 x 150			11 7107
		1	11 7101

Crosshead screwdriver set, 6-piece

Phillips			
PH 1 x 80			11 7131
PH 2 x 100			11 7132
PH 3 x 150			11 7133
Pozidriv			
PZ 1 x 80			11 7141
PZ 2 x 100			11 7142
PZ 3 x 150			11 7143
		1	11 7145

TORX® screwdriver set with bore, 5-piece

T 8 x 60			11 7308
T 10 x 80			11 7310
T 15 x 80			11 7315
T 20 x 100			11 7320
T 25 x 100			11 7325
		1	11 7300

Blade size (W x H x L mm)	Total length mm	PU	Article no.

Ball-end hex key (Allen wrench) set 5-piece

Size 3 x 100			11 7223
Size 4 x 100			11 7224
Size 5 x 100			11 7225
Size 6 x 125			11 7226
Size 8 x 150			11 7228
		1	11 7220

Nut driver set, 5-piece

Size 5.5 x 125			11 7205
Size 7 x 125			11 7207
Size 8 x 125			11 7208
Size 10 x 125			11 7210
Size 13 x 125			11 7213
		1	11 7200

Insulated screw-holding screwdriver

Blades made of chrome vanadium steel, with impact-resistant plastic haft and holding device for slot-head screws

3 x 0.5 x 100	185	1	11 0782
4 x 0.8 x 125	215	1	11 0784
5 x 1.0 x 150	250	1	11 0786
6 x 1.2 x 175	275	1	11 0788

for Phillips crosshead screws

PH 0 x 125	215	1	11 0790
PH 1 x 150	250	1	11 0792
PH 2 x 175	275	1	11 0794

Screw-holding screwdriver set, 5-piece

Slot-head screwdriver

3 x 0.5 x 100			11 0782
4 x 0.8 x 125			11 0784
5 x 1.0 x 150			11 0786
Phillips cross-head screwdrivers			
PH 0 x 125			11 0790
PH 1 x 150			11 0792
		1	11 0796

Workshop screwdriver VSM STANDARD

with two-component handles and black blade tips covered with a tube

3.5 x 0.5 x 90 (size 1)	180	1	11 7511
4.0 x 0.6 x 100 (size 2)	190	1	11 7512
5.5 x 0.8 x 120 (size 3)	220	1	11 7513
6.5 x 1.0 x 140 (size 4)	250	1	11 7514
8.0 x 1.2 x 160 (size 5)	270	1	11 7515

Workshop screwdriver VSM STANDARD

Blades according to the Swiss standard VSM 35601, made of high-alloy chrome vanadium steel, high gloss chrome-plated, with black tips, handles made of impact-resistant, transparent plastic

Blade size (W x H x L mm)	Total length mm	PU	Article no.
bare blades			
3.5 x 0.5 x 90 (size 1)	170	1	11 4706
6.5 x 1.0 x 140 (size 4)	240	1	11 4712
Blades covered with a tube			
3.5 x 0.5 x 90 (size 1)	170	1	11 4736
5.5 x 0.8 x 120 (size 3)	220	1	11 4740
6.5 x 1.0 x 140 (size 4)	240	1	11 4742

Phillips cross-head screwdriver

PH 1 x 80	170	1	11 4762
PH 2 x 100	200	1	11 4764
PH 3 x 150	270	1	11 4766

VDE torque screwdriver set, 9-piece

The torque is adjusted without additional tools and the locking mechanism prevents unintentional adjustment. Adjustment steps 0.02 Nm, the torque is read off through transparent scale window. When the torque is reached a clear clicking sound can be heard. The torque limiting mechanism takes effect when tightening as well as loosening the screw. The 2-component handle has a replacement blade holder with locking system, replacement blades generally insulated, with bronzed blade tip, including nylon pouch with belt strap. Screwdriver handle and replacement blades are insulated up to 1,000 V AC according to IEC 60900 and GS (Equipment Safety Act) approved.

Scope of delivery per 1x:
- Replacement blade for slot-head screws
  3.0 x 0.4 x 100 mm
  4.0 x 0.8 x 100 mm
  5.5 x 1.0 x 100 mm
  6.5 x 1.2 x 100 mm
- Replacement blade for crosshead screws
  PH 1 – PH 2 x 100 mm
  PZ 1 – PZ 2 x 100 mm
- VDE screwdriver handle
- Nylon pouch with belt loop

Tightening torque 1 – 5 Nm, adjustment step 0.02 Nm, 205 mm		1	11 4806

Replacement blades insulated, other blades on request.

Replacement blades for slot-head screws			
3.0 x 100		1	11 4870
4.0 x 100		1	11 4872
5.5 x 100		1	11 4874
6.5 x 100		1	11 4876
Replacement blades for Phillips crosshead screws			
PH 1 x 100		1	11 4878
PH 2 x 100		1	11 4880
Replacement blades for Pozidriv crosshead screws			
PZ 1 x 100		1	11 4882
PZ 2 x 100		1	11 4884
Replacement blades for combination profile			
PZ FL 1 x 100		1	11 4883
PZ FL 2 x 100		1	11 4885
Replacement blades for TORX®			
T 10 x 100		1	11 4886
T 25 x 100		1	11 4888

Blade size (W x H x L mm)	Total length mm	PU	Article no.

VDE screwdriver replacement blades, 8 piece set

Screwdriver handle in two-component design with replacement blade holder, replacement blades generally insulated with bronzed blade tip, with plug-on rotating cap for electronic work, in practical nylon pouch with hanging tab and belt loop. Screwdriver handle and replacement blades are insulated up to 1,000 V AC according to IEC 60900 and GS (Equipment Safety Act) approved.

Scope of delivery per 1x:

- Replacement blade for slot-head screws
  2.5 x 0.4 x 100 mm
  3.5 x 0.6 x 100 mm
  4.0 x 0.8 x 100 mm
  5.5 x 1.0 x 100 mm
- Replacement blade for crosshead screws
  PH 1 – PH 2 x 100 mm
- Rotating cap for replacement blade
- VDE screwdriver handle
- Nylon pouch with hanging tab and belt loop

		1	11 7860

Replacement blades insulated, other blades on request.

Replacement blades for slot-head screws

2.5 x 100		1	11 7864
3.5 x 100		1	11 7866
4.0 x 100		1	11 7868
5.5 x 100		1	11 7870

Replacement blades for Phillips crosshead screws

PH 1 x 100		1	11 7872
PH 2 x 100		1	11 7874

VDE screwdriver replacement blades, 18 piece set

Screwdriver handle in two-component design with replacement blade holder, replacement blades generally insulated with bronzed blade tip, with plug-on rotating cap for electronic work, voltage tester 110 – 250 V, in practical nylon pouch with hanging tab and belt loop. Screwdriver handle and replacement blades are insulated up to 1,000 V AC according to IEC 60900 and GS (Equipment Safety Act) approved.

Scope of delivery per 1x:

- Replacement blade for slot-head screws
  2.5 x 0.4 x 100 mm
  3.5 x 0.6 x 100 mm
  4.0 x 0.8 x 100 mm
  5.5 x 1.0 x 100 mm
- Replacement blade for crosshead screws
  PH 1 – PH 2 x 100 mm
  PZ 1 – PZ 2 x 100 mm
- Replacement blade for TORX®- screws
  T10 – T15 – T20 x 100 mm
- Replacement blade with triangular socket 8 x 100 mm
- Rotating cap for replacement blade
- VDE screwdriver handle
- Replacement blade with square socket
  6 – 8 x 100 mm
- Replacement blade with two-way key bit 5 x 100 mm
- Voltage tester 110 - 250 V
- Nylon pouch with hanging tab and belt loop

		1	11 7862

Replacement blades insulated, other blades on request.

Replacement blades for slot-head screws

2.5 x 100		1	11 7864
3.5 x 100		1	11 7866
4.0 x 100		1	11 7868
5.5 x 100		1	11 7870

Replacement blades for Phillips crosshead screws

PH 1 x 100		1	11 7872
PH 2 x 100		1	11 7874

Replacement blades for Pozidriv crosshead screws

PZ 1 x 100		1	11 7873
PZ 2 x 100		1	11 7875

Replacement blades for TORX®

T 10 x 100		1	11 7876
T 15 x 100		1	11 7878
T 20 x 100		1	11 7880

Replacement blade for

square socket 6 x 100 mm		1	11 7882
square socket 8 x 100 mm		1	11 7884
triangular socket 8 x 100 mm		1	11 7886
two-way key bit 5 x 100 mm		1	11 7888

Precision watchmaker screwdriver set, 6-piece

in steel sheet case, screwdrivers with nickel-plated brass handle,
one each of 1 - 1.5 - 1.8 - 2.3 - 2.9 - 3.6 mm blade width

Blade size (W x H x L mm)	Total length mm	PU	Article no.
		1	11 1810

Offset screwdriver

according to DIN 5200, made of chrome vanadium steel, nickel-plated
for slot-head screws

5.0 x 0.65 x 100		1	11 0620

for Phillips crosshead screws

PH 1 + PH 2 x 100		1	11 0630

Awls

made of chrome vanadium steel, with large, impact-resistant plastic haft for the required pressure and rotating movement.

ø mm	L mm	Shape		
6	100	○ (punch)	1	11 0480
6	100	□ (reamer)	1	11 0482

Precision screwdriver (electronic screwdriver)

The optimum tools especially for smallest screws in electronic and electrical components, radio and stereo systems, telephone systems and all communication technology connections, for precision mechanics, electronics, model making and similar fine-sensory work, blades made of special steel, colour-coding ring for marking the screw system

Slot-head screwdriver (colour code white)

1.0 x 0.18 x 40	140	1	11 1860
1.2 x 0.25 x 40	140	1	11 1861
1.8 x 0.30 x 60	160	1	11 1863
2.0 x 0.40 x 60	160	1	11 1864
2.5 x 0.40 x 75	175	1	11 1865
3.0 x 0.50 x 75	175	1	11 1866
3.5 x 0.60 x 100	200	1	11 1868
4.0 x 0.80 x 100	200	1	11 1869
4.0 x 0.80 x 150	250	1	11 1870

Phillips cross-head screwdriver (colour code light blue)

PH 000 x 40	140	1	11 1875
PH 00 x 40	140	1	11 1876
PH 0 x 60	160	1	11 1877
PH 1 x 80	180	1	11 1880
PH 1 x 150	250	1	11 1881

TORX® screwdriver (colour code light green)

T 5 x 50	150	1	11 1889
T 6 x 50	150	1	11 1890
T 7 x 50	150	1	11 1891
T 8 x 60	160	1	11 1892
T 9 x 60	160	1	11 1893
T 10 x 80	180	1	11 1894
T 15 x 80	180	1	11 1895

Hex key (Allen wrench, colour code yellow)

Size 0.7 x 40	140	1	11 1910
Size 0.9 x 40	140	1	11 1911
Size 1.3 x 40	140	1	11 1912
Size 1.5 x 50	150	1	11 1913
Size 2.0 x 50	150	1	11 1914
Size 2.5 x 60	160	1	11 1915
Size 3.0 x 60	160	1	11 1916

Blade size (W x H x L mm)	Total length mm	PU	Article no.

Electronic screwdriver set, 7-piece

for slot-head screws

1.0 x 0.18 x 40	140		11 1860
1.2 x 0.25 x 40	140		11 1861
1.8 x 0.3 x 60	160		11 1863
2.0 x 0.4 x 60	160		11 1864
2.5 x 0.4 x 75	175		11 1865
3.5 x 0.6 x 100	200		11 1868
4.0 x 0.8 x 150	250		11 1870
		1	11 1898

Electronic screwdriver set, 7-piece

for Phillips crosshead screws

PH 000 x 40	140		11 1875
PH 00 x 40	140		11 1876
PH 0 x 60	160		11 1877
PH 1 x 80	180		11 1880
PH 1 x 150	250		11 1881
for Pozidriv crosshead screws			
PZ 0 x 60	160		11 1886
PZ 1 x 80	180		11 1887
		1	11 1909

Electronic screwdriver set, 7-piece

for slot-head screws

2.0 x 0.4 x 60	160		11 1864
2.5 x 0.4 x 75	175		11 1865
3.0 x 0.5 x 75	175		11 1866
3.5 x 0.6 x 100	200		11 1868
4.0 x 0.8 x 150	250		11 1870
for Phillips cross-head screws			
PH 0 x 60	160		11 1877
PH 1 x 80	180		11 1880
		1	11 1901

Electronic screwdriver set, 7-piece

for TORX® screws

T 5 x 50	150		11 1889
T 6 x 50	150		11 1890
T 7 x 50	150		11 1891
T 8 x 60	160		11 1892
T 9 x 60	160		11 1893
T 10 x 80	180		11 1894
T 15 x 80	180		11 1895
		1	11 1903

Electronic hex key (Allen wrench) set, 7-piece

for hex socket screws

Size 0.7 x 40	140		11 1910
Size 0.9 x 40	140		11 1911
Size 1.3 x 40	140		11 1912
Size 1.5 x 50	150		11 1913
Size 2.0 x 50	150		11 1914
Size 2.5 x 60	160		11 1915
Size 3.0 x 60	160		11 1916
		1	11 1920

Electronic safety screwdriver set, 7-piece

according to IEC 60900, blade, insulation and handle are inseparably connected to each other, individually tested in water bath with a testing voltage of 10,000 V.

for slot-head screws

1000 V

1.5 x 0.3 x 40	140		11 2000
1.8 x 0.3 x 60	160		11 2002
2.0 x 0.4 x 60	160		11 2004
2.5 x 0.4 x 75	175		11 2006
3.0 x 0.5 x 75	175		11 2008
for Phillips cross-head screws			
PH 00 x 40	140		11 2020
PH 0 x 60	160		11 2022
		1	11 2050

SCREWING TOOLS

The right tool for every task: With the twelve-point socket every conventional screw is released in no time.

Thanks to the special helical key shape on the head end, the SPECIAL hex key will grip even on seriously damaged hex socket screws and will loosen them without requiring any great effort.

Small, handy and perfect for out and about: The new nut driver bit case with 37 inserts provides all common sizes in a robust aluminium cassette.

Ideally suited for work in tight spaces: The ratchet-ring and open-ended spanner are available in a set with altogether 16 pieces.

For all common switch cabinets, sub-distribution boards, street lamps etc. - the SuBMaster excels due to its variety of possible uses.

1 2 3 4 5 6 7 8 9 10 11 12 13 14 15 16 17 18 19 20 21 22 23 24 25 26

	Blade size (W x H x L mm)	Total length mm	PU	Article no.

BITFLEX bits

The damping zone (only for bits of 25 mm in length) between drive and working tip minimises the excessive power peaks which previously lead to high wear and destructive ejection forces. The FLEX-Zone significantly increases the service life of the BITFLEX in comparison with conventional standard bits.
All bits with 1/4" hex drive,

STANDARD

according to DIN 3128, single bits for Phillips crosshead screws

PH 1	25	1	11 4511
PH 1	90	1	11 4508
PH 2	25	1	11 4512
PH 2	90	1	11 4509
PH 3	25	1	11 4513
PH 3	90	1	11 4510

Single bits for Pozidriv crosshead screws

PZ 1	25	1	11 4515
PZ 1	90	1	11 4518
PZ 2	25	1	11 4516
PZ 2	90	1	11 4519
PZ 3	25	1	11 4517
PZ 3	90	1	11 4520

Single bits for slot-head screws, without FLEX-Zone

4.0 x 0.5	25	1	11 4551
5.5 x 0.8	25	1	11 4555
6.5 x 1.2	25	1	11 4559

Single bits for TORX® screws with bore (tamper resistant), without FLEX-Zone

T 10	25	1	11 4970
T 10	90	1	11 4573
T 15	25	1	11 4971
T 15	90	1	11 4574
T 20	25	1	11 4972
T 20	90	1	11 4575
T 25	25	1	11 4973
T 25	90	1	11 4576

Module bits

for combined slot-head/crosshead screws in electrical equipment, e.g. terminal blocks

PZ FL 1	70	1	11 4941
PZ FL 2	70	1	11 4942

TIN

TIN, this is the abbreviation for titanium nitrite. This special coating contributes to the already excellent BITFLEX values by improving the service life.
Single bits for Phillips crosshead screws

PH 1	25	1	11 4521
PH 2	25	1	11 4522
PH 3	25	1	11 4523

Single bits for Pozidriv crosshead screws

PZ 1	25	1	11 4525
PZ 2	25	1	11 4526
PZ 3	25	1	11 4527

Blade size (W x H x L mm)	Total length mm	PU	Article no.	

Magnetic holder

according to DIN 3126, for 1/4" bit drive; with permanent magnet

60		1	11 4505	

Ball-end magnetic bit holder

with pivoting angle up to 20°, 1/4" x 90 mm,
for screwing applications in deep corners or other tight places. With torque-stable stainless steel casing, hardened, blasted and bronzed. Sliding casing that releases the pivoting function is plated in matt chrome and has a colour ring. Hex ball-end joint made of chrome vanadium steel, stainless steel casing ø 12.0 x 32 mm

90 x 17 mm		1	11 4502	

Nut driver bit holder

NEW

Can be used as a nut driver adapter or a bit holder by simple sliding the sleeve (also possible when fixed in the jaw chuck of the cordless screwdriver). Tool holder for both 1/4" external hex socket and square socket.
Dimensions L x W x D: 70 x 13 x 13 mm

		1	11 4504	

T-handle magnetic bit holder

in modern two-component design, for 1/4" bits of all lengths

	85 x 95	1	11 4500	

Bit case, 10-piece set

Case cap with star-shaped holder for bits and universal holders
for slot-head screws
4 - 5.5 - 7 mm width
for Phillips cross-head screws
PH 1 - PH 2 - PH 3
for Pozidriv crosshead screws
PZ 1 - PZ 2 - PZ 3

		1	11 4604	

Bit case, 10-piece set

Ergonomically shaped bit case, fits perfectly comfortable in the hand, with switchover ratchet function integrated in the casing, magnetic bit holder stored captive in the plastic casing.
Scope of delivery:

- One bit each 1/4", 25 mm long:
  for slot-head screws 2.5 – 3 – 4 – 5.5
  for Phillips cross-head screws PH 2
  for Pozidriv crosshead screws PZ 2
  for TORX®-screws T 15 – T 20
- Magnetic bit holder 60 mm

NEW

		1	11 4594	

COMFORT bit set, 11-piece set

In an impact-resistant plastic box with a practical opening mechanism to provide quick access to individual bits and magnetic bit holders
Magnetic holder 60 mm for 1/4" bit drive
for Phillips crosshead screws PH 1, PH 2
for Pozidriv cross-head screws PZ 1, PZ 2
for TORX® size T 15, T 20, T 25, T 30
for slot-head screws 0.8 mm, 1.0 mm

11-piece		1	11 4590	

	Blade size (W x H x L mm)	Total length mm	PU	Article no.

COMFORT bit set, 32-piece set

Magnetic holder 90 mm for 1/4" bit drive
Magnetic holder with quick-fit coupling 60 mm for 1/4" bit drive
for TORX® size T 10, 2x T 15, 2x T 20, T 25, T 30
for TORX® with bore size T 10, 2x T 15, 2x T 20, T 25, T 30
for cross-head screws Phillips PH 1, 3x PH 2, PH 3
for cross-head screws Pozidriv PZ 1, 3x PZ 2, PZ 3
for hex socket 4.0 mm, 5.0 mm, 6.0 mm
for slot-head screws 0.8 mm, 1.0 mm, 1.2 mm

32-piece			1	11 4592

Bit set ELEKTRO TOP, 21-piece

In a practical transport and storage case, includes 1 universal bit holder with permanent magnet 60 mm length, 20 bits 90 mm long
Cross-head Phillips PH 1, PH 2 , PH 3

Cross-head Pozidriv PZ 1, PZ 2 , PZ 3

TORX® size T 10 - T 15 - T 20 - T 25

			1	11 4602

SPECIAL bit set, 33-piece

Bit set for unscrewing safety screws.
Contents: 1 each of magnetic holder 60 mm for 1/4"-bit drive
Bits TORX® with bore (tamper resistant) T 8 - T 10 - T 15 - T 20 - T 25 - T 27 - T 30 - T 35 - T 40

Hex bits with bore (tamper resistant) 2 - 2.5 - 3 - 4 - 5 - 6 mm,
5/64" - 3/32" - 7/64" - 1/8" - 9/64" - 9/32"

Slot bits with recess (spanner) 4 - 6 - 8 - 10 mm

Tri-wing bits TW 1 - TW 2 - TW 3 - TW 4

Torq-Set bits TS 6 - TS 8 - TS 10

			1	11 4599

"Long safety bits" set, 50-piece

For working on screws of all types, especially safety screws and special screws. Thanks to extended length of 75 mm excellent for working in tight spaces which are hard to access, with standard hex receiver 1/4" for cordless screwdriver and manual operation, made of chrome vanadium steel, stored neatly and securely in an impact-resistant plastic case (195 x 135 x 38 mm). Contains one each of the following screw bits:

Slot 4 mm – 5 mm – 6 mm

Slot with recess (spanner)
4 mm – 6 mm – 8 mm – 10 mm

Cross-head Phillips PH 1 - PH 2

Pozidriv cross-head PZ 1 – PZ 2

Square socket (Robertson) size 1 - size 2

Hex socket (Allen) 4 mm - 5 mm - 6 mm

Hex socket (Allen) with bore (tamper resistant)
2 mm – 2.5 mm – 3 mm - 4 mm – 5 mm – 6 mm

TORX® T 10 – T 15 – T 20 – T 25 – T 30

TORX® with bore (tamper resistant)
T 8 TR – T 10 TR – T 15 TR – T 20 TR – T 25 TR
T 27 TR – T 30 TR – T 35 – T 40 TR

TORQ SET TS 6 - TS 8 - TS 10

TRI-WING
TW 1 – TW 2 – TW 3 – TW 4

Clamp bits / CLUTCH
C 1 - C 2 - C 3

XZN polygon size 5 - size 6 - size 8

Universal bit holder, with 1/4" hex receiver and permanent magnet, length 60 mm

			1	11 4606

Blade size (W x H x L mm)	Total length mm	PU	Article no.	

Hex key set, 9-piece

With key sizes 1.5 - 2 - 2.5 - 3 - 4 - 5 - 6 - 8 - 10 mm, with extra long blade with ball end, made of fully hardened S2 special steel, polished, hard chrome-plated surface, rounded edges, in a practical plastic holder for adding to a tool bag or mounting on the wall

		1	11 0604	

SPECIAL Hex key set, 9-piece

With key sizes 1.5 - 2 - 2.5 - 3 - 4 - 5 - 6 - 8 - 10 mm, with extra long blade with ball-end, made of fully hardened S2 special steel, polished, hard chrome-plated surface, in a practical plastic holder with a belt clip. Special feature: With the help of the special key shape, it is even possible to undo damaged (rounded) hex socket screws (not at the ball end).

		1	11 0606	

T-handle screwdriver set, 8-piece

For applying significantly more force than with conventional screwdrivers. With double-sided drive for hex socket screws (Allen screws). Voluminous, edge-free handle in 2-component technology with soft rubber insert, blades made of tempered S2 special steel, chrome-plated, with ball-end on longer blade, black satined, including a practical storage stand for on the workbench or mounting on the wall.
One key each of 2 - 2.5 - 3 - 4 - 5 - 6 - 8 - 10 mm

		1	11 0520	

Hex key sets, 8-piece

on key ring, according to DIN 911, made of chrome vanadium steel

Size 2 - Size 2.5 - Size 3 - Size 4 - Size 5 - Size 6 - Size 8 - Size 10	1	11 0592	
5/64" - 3/32" - 1/8" - 5/32" - 3/16" - 7/32" - 1/4" - 5/16"	1	11 0594	

Ball-end hex key set, 7-piece

in a pocket-sized holder

Size 2.5 - Size 3 - Size 4 - Size 5 - Size 6 - Size 8 - Size 10	1	11 0596	

TORX® key set, 8-piece

in a pocket-sized holder

T 9 - T 10 - T 15 - T 20 - T 25 - T 27 - T 30 - T 40	1	11 0598	

Socket wrench set, 33-piece

1/4" square drive, hex sockets made of chrome vanadium steel, plated with polished chrome, in a metal case. Reversible ratchet with PosiLock holding mechanism, slide handle, 50 mm and 150 mm extensions, holder, cardan joint, sockets/bits: hexagon socket wrench sizes 4 to 14 mm, hex socket (Allen) 3 to 6 mm,
slot-head screwdriver 0.5 x 4 - 0.6 x 4.5 - 0.8 x 5.5
Crosshead screwdriver PH 1 - PH 2 - PH 3 - PZ 1 - PZ 2 - PZ 3
TORX® screwdriver T 10 - T 15 - T 20

	280 x 130 x 90 mm	1	11 3104	

	Blade size (W x H x L mm)	Total length mm	PU	Article no.

Socket wrench set, 52-piece

In a robust metal case, tools made of chrome vanadium steel, high-gloss polished and chrome-plated.
Content:

1/4

1/4" socket wrench system
One of each of the following:
Hex sockets 4 - 4.5 - 5 - 6 - 7 - 8 - 9 - 10 - 11 - 13 mm
Ratchet with plastic handle, reversible for clockwise/counterclockwise rotation, with ball stop and quick release button that prevents sockets from being released accidentally, with 36-step ratcheting (pivoting angle 10°)
115 mm T-handle with sliding head
Extension 75 mm
Cardan joint 35 mm
Holder for 1/4" hex bits

1/2

1/2" socket wrench system
One of each of the following:
Hex sockets 10 - 11 - 12 - 13 - 14 - 15 - 17 - 19 - 22 - 24 - 27 - 30 - 32 mm
Hexagon socket wrench insert 21 mm, with rubber clamp (spark plug wrench)
Ratchet with plastic handle, reversible for clockwise/counterclockwise rotation, with ball stop and quick release button that prevents sockets from being released accidentally, with 36-step ratcheting (pivoting angle 10°)
295 mm T-handle with sliding head
Extensions 125 and 250 mm
Cardan joint 65 mm

1/4

Screw bit system 1/4" hex drive
One of each of the following:
Ratchet screwdriver, clockwise/counterclockwise rotation or locking in middle position, 180 mm
Standard bits in plastic holders:
Slot-head screwdriver 0.5 x 4 mm, 0.8 x 5.5 mm, 1.2 x 7 mm
Cross-head screwdriver PH 1, PH 2, PH 3
Hex socket screw key (Allen) 3 - 4 - 5 - 6 - 7 - 8 mm
1/4" Square drive with ball stop
Additional tools: One each of hex socket L-key 1.5 - 2 - 2.5 mm

		1	11 3152	

Bit and socket wrench set, 28-piece

In attractive, compact, two-coloured plastic box, nut driver and drive ratchet made of chrome vanadium steel, specially hardened, high-gloss polished and hard chrome-plated.
Contains one of each of the following:
Twelve-point sockets with 1/4" square drive: 4 - 4.5 - 5 - 5.5 - 6 - 7 - 8 - 9 - 10 - 11 - 12 - 13 - 14 mm
Mini ratchet with reverser and quick release 1/4" square drive,
Screw bits made of S2 special steel, 25 mm long; one bit each
for slot-head screws 4 - 5 - 6 mm
for Phillips crosshead screws PH 1 - PH 2 - PH 3
for Pozidriv crosshead screws PZ 1 - PZ 2 - PZ 3
for hex socket (Allen) screws 4 - 5 - 6 mm
Bit holder with quick-release, 55 mm long, for manual and machine operation
Adapter from 1/4" square drive (e.g. ratchet) to 1/4" hex drive (e.g. for screw bits), 25 mm long

		1	11 3154	

Nut driver bit case, 16-piece set

In strong aluminium case, reversible ratchet with hex socket drive, hex bit inserts and square nut driver inserts, adapter for holding socket wrench inserts, made of chrome vanadium steel, polished chrome-plated
Scope of delivery:

- One bit each 1/4", 25 mm long:
  for slot-head screws 3 – 5 – 6 mm
  for Phillips crosshead screws PH 1 - PH2 - PH 3
  for hex socket 3 - 4 - 5 mm
- Mini reversible ratchet:
  1/4" adapter for holding nut drivers
  Size 7, 8, 10, 11 and 13 mm

		1	11 3156	

Blade size (W x H x L mm)	Total length mm	PU	Article no.	

Nut driver bit case, 37-piece set

In strong aluminium case, bit holder with quick release, hex bit inserts made from chrome vanadium steel, polished chrome-plated, adapter for holding socket wrench inserts.

Scope of delivery:

- One bit each 1/4", 25 mm long:
  for slot-head screws 4 - 4.5 - 5 - 5.5 - 6 - 6.5 - 7 mm
  for Phillips crosshead screws PH 1 and PH 3
  for crosshead screws PZ 1 and PZ 3
  for hex socket 3 – 4 – 5 – 6 mm
  for TORX® T10 – T15 – T20 – T25 – T27 – T30 – T40
  for TORX® with bore (tamper proof) T10 – T15 – T20 – T25 – T27 – T30 – T40
- Three bits each 1/4", 25 mm long:
  for Phillips crosshead screws PH 2
  for crosshead screws PZ 2
- Bit holder with quick release, 65 mm long
- 1/4" adapter for holding nut driver

		1	11 3158	

SPECIAL socket wrench set, 7-piece

with key sizes 8 - 10 - 11 - 13 - 15 - 17 mm

Contains one of each of the following:

Hex sockets with 3/8"-square drive and drive T-handle made from chrome vanadium steel, specially hardened, polished to a high gloss and hard chrome-plated.

Special feature: With the help of the special key shape, it is even possible to undo damaged (rounded) hexagon head screws.

		1	11 3160	

Ratchet-ring and open-end spanner set, 12-piece

Wrench size across flats in set: 8 - 9 - 10 - 11 - 12 - 13 - 14 - 15 - 16 - 17 - 18 - 19 mm (CIMCO article no. 11 2508 to 11 2519), supplied in a robust, spacious roll-up tool case.

		1	11 2505	

Ratchet-ring and open-end spanner set, 16-piece

Made of chrome vanadium steel, highly polished and chrome-plated, ratchet with fine gearing (72 teeth = only 5° pivoting angle), ideally suited for work in tight spaces.

Contents: Open-ended and ratchet ring spanner (size 10, 11, 13 and 17), bits for Phillips / Pozidriv crosshead screws PH 1 - PH 2 - PZ 1 - PZ 2

Bits for slot-head screws 4 - 5.5 - 6.5 mm width, bits for hexagon head screws size 5 - size 6, 10 mm bit adapter, 1/4" square adapter

		1	11 2434	

Ratchet-ring and open-end spanner

For loosening or quickly tightening screws and nuts in one operation with ratchet mechanism without having to reposition the ring-ratchet. At one end an open-end or fork spanner with 15° offset, at the other end a ring spanner of the same size with integrated ratchet mechanism with particular advantages: Ratchet with fine gearing: 72 teeth = minimal pivoting angle only 5°. Turn to the left and right by simply turning the key and not with a cumbersome switch lever which often changes position unintentionally. The overall height of the wrenches is very flat, despite the ratchet. Consequently the tools are particularly useful in tight spaces. 12-point ring with flank drive, i.e., the drive no longer takes place via the edges of the screw head but on the flanks, whereby a significantly higher power transmission is achieved and the edges of the screw heads and nuts are spared. Made from drop-forged chrome vanadium steel, tempered, polished to a high sheen, nickel-plated and hard chrome-plated. Extremely high torque transmission, DIN requirements are exceeded.

Wrench size across flats

8 mm		1	11 2508	
9 mm		1	11 2509	
10 mm		1	11 2510	
11 mm		1	11 2511	
12 mm		1	11 2512	
13 mm		1	11 2513	
14 mm		1	11 2514	
15 mm		1	11 2515	
16 mm		1	11 2516	
17 mm		1	11 2517	
18 mm		1	11 2518	
19 mm		1	11 2519	

Double open-ended spanner sets

according to DIN 3110 and ISO 3318, jaw position 15°, made of chrome vanadium steel, bright chrome-plated
8-piece 6 x 7, 8 x 9, 10 x 11, 12 x 13, 14 x 15, 16 x 17, 18 x 19, 20 x 22 mm, with plastic clip

Blade size (W x H x L mm)	Total length mm	PU	Article no.
		1	11 2310

12-piece 6 x 7, 8 x 9, 10 x 11, 12 x 13, 14 x 15, 16 x 17,
18 x 19, 20 x 22, 21 x 23, 24 x 27, 25 x 28, 30 x 32 mm

		1	11 2312

Double open-ended spanner, individual

	6 x 7 mm	1	11 2200
	8 x 9 mm	1	11 2202
	10 x 11 mm	1	11 2204
	10 x 13 mm	1	11 2206
	12 x 13 mm	1	11 2208
	13 x 14 mm	1	11 2210
	13 x 17 mm	1	11 2212
	14 x 15 mm	1	11 2214
	16 x 17 mm	1	11 2218
	17 x 19 mm	1	11 2220
	18 x 19 mm	1	11 2222
	20 x 22 mm	1	11 2226
	21 x 23 mm	1	11 2228
	24 x 27 mm	1	11 2232
	25 x 28 mm	1	11 2234
	30 x 32 mm	1	11 2238

12-point ring spanner sets

according to DIN 838 and ISO 3318, deep-offset (75°), made of chrome vanadium steel, bright chrome-plated,
8-piece 6 x 7, 8 x 9, 10 x 11, 12 x 13, 14 x 15, 16 x 17, 18 x 19, 20 x 22 mm

		1	11 2430

12-piece 6 x 7, 8 x 9, 10 x 11, 12 x 13, 14 x 15, 16 x 17,
18 x 19, 20 x 22, 21 x 23, 24 x 27, 25 x 28, 30 x 32 mm

		1	11 2432

12-point ring spanners, individual

	6 x 7 mm	1	11 2330
	8 x 9 mm	1	11 2332
	10 x 11 mm	1	11 2334
	10 x 13 mm	1	11 2336
	12 x 13 mm	1	11 2338
	14 x 15 mm	1	11 2344
	16 x 17 mm	1	11 2348
	17 x 19 mm	1	11 2350
	18 x 19 mm	1	11 2352
	20 x 22 mm	1	11 2356
	21 x 23 mm	1	11 2358
	24 x 27 mm	1	11 2362
	25 x 28 mm	1	11 2364
	30 x 32 mm	1	11 2368

Combination spanner set, 17-piece

according to DIN 3113 A and ISO 3318, made of chrome vanadium steel, bright chrome-plated

Size 6 to Size 22, in 1 mm increments		1	11 2500

Blade size (W x H x L mm)	Total length mm	PU	Article no.		

Combination spanners, individual

	6 mm	1	11 2450	
	7 mm	1	11 2452	
	8 mm	1	11 2454	
	9 mm	1	11 2456	
	10 mm	1	11 2458	
	11 mm	1	11 2460	
	12 mm	1	11 2462	
	13 mm	1	11 2464	
	14 mm	1	11 2466	
	15 mm	1	11 2468	
	16 mm	1	11 2470	
	17 mm	1	11 2472	
	18 mm	1	11 2474	
	19 mm	1	11 2476	
	20 mm	1	11 2478	
	21 mm	1	11 2480	
	22 mm	1	11 2482	
	24 mm	1	11 2484	
	27 mm	1	11 2486	
	30 mm	1	11 2488	
	32 mm	1	11 2490	

Adjustable spanners

according to DIN 3117 A, forged from steel, chrome-plated, handle PVC coated, to allow simple work to be carried out quickly and flexibly.

Size 19	160 mm	1	11 2800	
Size 24	210 mm	1	11 2802	
Size 29	260 mm	1	11 2804	

Ratchet tool and inserts for screwed cable glands

Patented, professional tool system for time-saving, non-slipping and comfortable assembly of screwed cable glands, outstanding performance even in very constricted working areas (minimum pivoting angle only 10°) and while working with screwed cable glands with inserted cable, no damage to screw connections, different jaw sizes for plastic and metal screw connections, ratchet and sockets made of special precision-manufactured steel, loading capacity at least 20 Nm

Torque wrench

Releasing torque wrench with holder for interchangeable push-on tools, adjustable via QuickSelect fast adjustment (safety locking device), viewing window indicator with Nm and ft.lb or in.lb, 2-component handle. Additional loading after release or loading against the functional direction, e.g. with screws that are seized, does not affect the release mechanism as it is protected against such damage. Indicator deviation ± 3%. Size of tool holder in mm, with manoscope (square socket) 9 x 12 mm. Supply includes operating instructions and factory calibration certificate.
Can only be used in combination with CIMCO article no. 11 5114, 11 5116 and 11 5100
Scale range: 2-20 Nm / 20-180 in.lb
Scale increments: 1 Nm/ 10 in.lb
Fine scale increments: 0.2 Nm

Weight 740 g		1	11 5110	

Scale range: 10-50 Nm / 7-37 ft.lb
Scale increments: 5 Nm/ 1 ft.lb
Fine scale increments: 0.25 Nm

Weight 831 g		1	11 5112	

Ratchet adapter

Made of chrome vanadium steel, reversible, 60 teeth, suitable for torque wrench with 9 x 12 square holder. Connection between torque wrench and ratchet adapter is secured by a spring-loaded retaining pin. When used with CIMCO torque wrench, article no. 11 5110 and 11 5112, no gauge correction needed on the torque wrench. Can only be used in combination with CIMCO article no. 11 5110 and 11 1512.

1/2"		1	11 5114	
3/8"		1	11 5116	

Open ring-ratchet

Slotted ratchet head with removable plastic handle, wrench size across flats size 20 to hold all the following sockets, simple rotation to turn to left and right, which makes it suitable for tightening and loosening screwed cable glands.
Can also be used in combination with CIMCO article no. 11 5110 and 11 5112.

Blade size (W x H x L mm)	Total length mm	PU	Article no.
		1	11 5100

Sockets for screwed cable gland ratchet

With size 20 holder, slotted version (other dimensions available upon request, minimum order 100 pieces) for screw connections

(observe manufacturer dim.)	Size		
M 12	14	1	11 5014
M 12	15	1	11 5015
M 12, M 16	17	1	11 5017
M 12, M 16	19	1	11 5019
M 12, M 16	20	1	11 5020
M 16, M 20	22	1	11 5022
M 16, M 20	24	1	11 5024
M 20, M 25	27	1	11 5027
M 20, M 25	30	1	11 5030

Set of ratchets and sockets for screwed cable glands

Set in impact-resistant plastic transport and storage case, consisting of 2-piece open ring-ratchet, CIMCO article no. 11 5100 and 9 sockets (CIMCO article no. 11 5014 to 11 5030) for all common plastic and metal screwed cable glands of various manufacturers up to M 25

11-piece	14 - 30	1	11 5000

Universal wrench for screwed cable glands

For tightening and loosening screwed cable glands of all kinds, automatic continuously adjustable jaw size, ratchet-like function with 60° pivoting angle, handy and convenient even in constricted working areas, with fixed setting for continuous work with the same screw connection sizes, bronzed metal surfaces, with two-component plastic handles

For wrench size across flats mm	Length mm	Weight g		
Size 13 – 23	180	180	1	11 5040
Size 24 – 36	200	220	1	11 5042
2-piece set, size 13 – 23 and size 24 – 36			1	11 5045

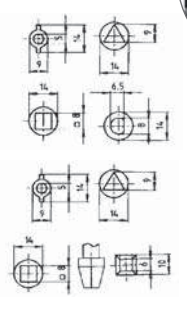

Mast key

made of die cast zinc (GD-Zn), 90 x 90 mm

with half-moon		1	11 2882
with square drive bit		1	11 2883

Triangle nut driver

according to DIN 22417, with movable handle, galvanised, length 70 mm

For screws	Edge length (inner dimension)		
M 3	6 mm	1	11 2900
M 4	7 mm	1	11 2902
M 5	9 mm	1	11 2904
M 6	11 mm	1	11 2906
M 8	13 mm	1	11 2908
M 10	16.5 mm	1	11 2910
M 12	18 mm	1	11 2912

Blade size (W x H x L mm)	Total length mm	PU	Article no.		

Multi-Key

A completely new system - every switch cabinet key or mast key can be assembled individually.
Choose from among 13 different closures. All parts made of robust precision cast steel.
The interchangeable sockets are held captive by a neodymium magnet.

Multi-Key set

Complete cross-key set (CIMCO article no. 11 2783), all sockets (CIMCO article no. 11 2784 to 11 2797), in a plastic storage case

		1	11 2798		

Cross-key

with 4 x 1/4" holder. Arms round (9 mm ø). With long chain and screwdriver bit 7 mm.

		1	11 2783		

Sockets

for Multi-Key system

Square socket	6	1	11 2784		
	7	1	11 2785		
	8	1	11 2786		
	10	1	11 2787		
Triangular socket	7	1	11 2788		
	8	1	11 2790		
	9	1	11 2791		
	10	1	11 2792		
Square drive bit	6 - 10	1	11 2795		
Two-way key bit	3	1	11 2793		
	5	1	11 2794		
Half-moon		1	11 2797		
DB standard		1	11 2796		

Switch cabinet key made of die-cast zinc

for all common switch cabinets. Small dimensions, low weight.
With an adapter for 1/4" bits, with square key for radiator bleed valves and reversible bit for:

slot-head screws 1.0 x 7.0 mm

PH2 crosshead screws

7 - 8 mm 6 mm 5 mm

9 mm 3 - 5 mm

Universal switch cabinet key		1	11 2894		

Switch cabinet key case		1	11 2898		

Switch cabinet key "Mini"		1	11 2891		

	Blade size (W x H x L mm)	Total length mm	PU	Article no.

SuBMaster

for all common switch cabinets, sub-distribution boards, street lamps, etc. Eight different bits can be brought into position by means of a double turning mechanism. An attached 5.0 mm square is especially suitable for venting radiator valves. With adapter for 1/4" bits, design with karabiner chain.
Magnetic plug connection for square 9-10 mm.
Weight 200 g

5 mm, 6 mm, 7-8 mm, 9-10 mm, 7 mm, 8-9 mm, 10-11 mm, 3-5 mm, 6 mm

96 x 92		1	11 2992	

SuBMaster BAU

Universal key for all locks with profile cylinder bore, also for all common technical closures. With a 4-fold turning mechanism, eight different switch cabinet locking mechanisms can be moved into position.
Additionally with 5 mm square on the body. The top of the square is connected magnetically with the SuBMaster and can be easily released. With strong chain and snap hook.

5 mm, 6 mm, 7-8 mm, 9-10 mm, 7 mm, 8-9 mm, 10-11 mm, 3-5 mm, 6 mm, 5-9 mm

		1	11 2990	



SuBMaster KOMPAKT

Universal key for all common switch cabinets, sub-distribution boards, street lamps, etc. In a practical trouser pocket format (dimensions: 97 x 25 mm) with clip.
With a double turning mechanism, four different closures can be brought into position.
In addition there is a 5 mm square and a 1/4" bit-holder incl. magnet in the body for 7-8 mm square.

5 mm, 6 mm, 7-8 mm, 9 mm, 3-5 mm, 1/4" Bit holder

		1	11 2988	

Special DB switch cabinet key

Design as with universal switch cabinet key (CIMCO article no. 11 2894), but instead of 6 mm square, with closure for Daimler-Benz standard

		1	11 2895	

PROFI KEY universal key

Made of die-cast zinc, with chain, adapter for 1/4" bits and reversible bit for:

slot-head screws 1.0 x 7.0 mm

PH 2 crosshead screws

5 mm, 7 mm, 8 mm, 9 mm, 6 - 9 mm
(e.g. radiator bleeding valves)
Ideal for heating, air conditioning, ventilation and in new building sector.

		1	11 2922	

Blade size (W x H x L mm)	Total length mm	PU	Article no.		

New construction key

Solid metal key made of annealed cast iron, with a variety of possible uses in buildings, especially new buildings.

Square socket 6, 7 and 8 mm, square drive bit 6 – 10 mm for doors and windows without fittings, Allen key 3 mm for set screws on door handles, spigots for closing and opening profile cylinder lock holders (17 mm ø), depth gauge for built-in locks 22 to 75 mm, cap lifter (bottle opener)

	195	1	11 2890		

SuBKey ELEKTRO

for all common switch cabinets. By means of a double turning mechanism, four different switch cabinet keys can be brought into position. A universal 1/4" bit holder makes it possible to use all commercially available bits. A neodymium permanent magnet securely holds the bits in the holder. Weight: approx. 120 g.
Bit for:
Phillips crosshead screws PH 2

5 mm | 6 mm | 7-8 mm | 9 mm | 3 - 5 mm

	155	1	11 2994		

SuBKey BAU

For all common technical closures, also for door and window fittings, with new step-shaped square drive bit. By means of a double turning mechanism, 3 different keys can be brought into position.
A 5.0 mm square attached to the pin is especially suitable for bleeding radiator valves. By means of a universal 1/4" bit holder, all commercially available bits can be used. A neodymium-permanent magnet securely holds the bits in the holder. Weight 110 g
Bit for:
Phillips crosshead screws PH 2

5 mm | 7 mm | 8 mm | 9 mm | 6 - 9 mm

	145	1	11 2998		

Wrench for set screws for fuses

Diazed, with lacquered wooden haft, suitable for all sizes

	175	1	14 0100		

Wrench for set screws for fuses and for contact screws

Diazed, combined, re-insert to use for set screws 2 - 63 A, haft made of insulation material

	105	1	14 0102		

CAT III
Non-Contact Voltage Detector
400A
40A
Temp °F
Temp °C
CAP
Ω
Hz
OFF
HOLD
AUTO POWER OFF
REL
Hz%
MODE
111410
AC CLAMP METER
V Ω CAP Hz Temp
COM
CAT III 600V
111408
AC
Connect terminal
Low Imp.400kΩ
MAX 250V 3S
10A MAX
mA µA
COM
V Ω

MEASURING AND TESTING INSTRUMENTS

Whether measuring temperature, current or voltage testing – the right measuring tool can facilitate the everyday work.

If one wants to perform several measuring tasks at the same time, there are so-called digital multimeters, which are available in two new designs.

Apart from the usual multimeter functions, the ammeter allows non-contact current measurement. Thanks to the clamp sensor, it is no longer necessary to disconnect the power circuit for the measurement.

Precise measurement results in the shortest possible time with the digital tape measure.

The digital laser distance measuring instrument offers ergonomic technology and a very good price-performance ratio.

	Design	Size mm	PU	Article no.

AC/DC voltage tester up to 690 V with LED and LCD display

- Automatic polarity detection
- Display: 1 LCD 3 digits, 12 LEDs (+12 V, -12 V, 24 V, 50 V, 120 V, 230 V, 400 V, 690 V)
- Continuity test with visual and acoustic display
- Integrated single-pole testing
- Impact-resistant modern housing
- Bright LED display
- Quick single lever testing at earthed contact sockets
- Test probe protection
- Single-pole test, continuity test
- TÜV / GS certified
- Weight: 180 g
- Incl. 2 batteries 1.5 V AAA, LR03
- Cable length: 1.2 m
- Overvoltage category CAT III / IV
- Tested in accordance with EN 61010, EN 61243-3:2010
- Power consumption < 3.5 mA
- Protection class: IP 64
- Measurement category: CAT IV 600 V, CAT III 1000 V
- Single-pole test > 90 – 690 V AC
- Frequency range AC 40 - 400 Hz
- Voltage range 12 - 690 V AC/DC
- Integrated torch
- ELV, rotating field L/R

240 x 65 x 19	1	11 1429	

AC/DC voltage tester up to 690 V with LED display

- Automatic polarity detection
- Display: 12 LEDs (+12 V, -12 V, 24 V, 50 V, 120 V, 230 V, 400 V, 690 V)
- Continuity test with visual and acoustic display
- Integrated single-pole testing
- Impact-resistant modern housing
- Bright LED display
- Quick single lever testing at earthed contact sockets
- Test probe protection
- Single-pole test, continuity test
- TÜV / GS certified
- Weight: 170 g
- Incl. 2 batteries 1.5 V AAA, LR03
- Cable length: 1.2 m
- Overvoltage category CAT III / IV
- Tested in accordance with EN 61010, EN 61243-3:2010
- Power consumption < 3.5 mA
- Protection class: IP 64
- Measurem. category: CAT IV 600 V, CAT III 1000 V
- Single-pole test > 90 – 690 V AC
- Frequency range AC, 40 - 400 Hz
- Voltage range 12 - 690 V AC/DC
- Integrated torch
- ELV, rotating field L/R

240 x 65 x 19	1	11 1432	

AC/DC voltage tester up to 690 V

- Automatic polarity detection
- Display: 11 LEDs (+12 V, -12 V, 24 V, 50 V, 120 V, 230 V, 400 V, 690 V)
- Continuity test with visual and acoustic display
- Integrated single-pole testing
- Impact-resistant modern housing
- Bright LED display
- Quick single lever testing at earthed contact sockets
- Test probe protection
- Single-pole test, continuity test
- TÜV / GS certified
- Weight: 130 g
- Incl. 2 batteries 1.5 V AAA, LR03
- Cable length: 1.2 m
- Overvoltage category CAT III / IV
- Tested in accordance with EN 61010, EN 61243-3:2010
- Power consumption < 3.5 mA
- Visual and acoustic diode test
- Protection class: IP 54
- Measurement category: CAT III 600 V, CAT IV 300 V
- Single-pole test > 100 – 690 V AC
- Frequency range: AC 0 - 65 Hz
- Voltage range 12 - 690 V AC/DC
- ELV

205 x 67 x 27	1	11 1434	

Design	Size mm	PU	Article no.	

AC/DC voltage tester up to 690 V

- Automatic polarity detection
- Quick single lever testing at earthed contact sockets
- Test probe protection
- Display: 8 LEDs (+12 V, -12 V, 24 V, 50 V, 120 V, 230 V, 400 V, 690 V)
- Power consumption < 3.5 mA at 690 V AC L-PE
- Tested in accordance with EN 61243-3:2010, IEC 61010-1
- CE-certified
- Weight: 115 g
- Bright LED display
- Impact-resistant modern housing
- Nominal voltages: 12 - 690 V AC/DC
- Frequency range: AC 0 - 65 Hz
- Measurement category: CAT III 600 V, CAT IV 300 V
- Protection class: IP 64
- Cable length: 1.2 m
- Works without batteries

	205 x 55 x 21	1	11 1436	

Continuity and circuit tester Dutest

- With additional torch function (continuous light)
- Two-stage range indicator: 0 - 900 Ω/0 - 90 kΩ
- Visual by means of diode display (LED)
- High-resistance measuring range: 0 - 90 kΩ
- Protection class: IP 40
- LED and buzzer
- Low-resistance measuring range: 0 - 900 Ω
- With external voltage protection
- Tested and certified in accordance with VDE 0403

		1	11 1435	

Continuity tester

- For resistance, semi-conductor, polarity and capacitor test (0.01 to 1000 µF)
- Resistance range 0 to 500 kΩ
- External voltage display > 50 V
- Power supply 1 battery 9 V IEC 6LR61
- With acoustic and visual display with resistance-dependent pitch
- Test current approx. 2.2 mA
- Dielectric strength up to 600 V
- Weight: 230 g

	100 x 50 x 25	1	11 1400	

Digital Multimeter

- Safety according to DIN VDE 0411, EN 61010, IEC 61010, CAT III 600 V
- Visual (LED) and acoustic continuity test
- Device complies with the directive (2002/96/EC) WEEE
- Shock- and impact-proof due to
- $3^3/_4$-digit digital display with 4000 digits
- Voltage, current and resistance measurement
- Temperature, capacity and frequency measurement
- Automatic measurement range selection protective sleeve included as standard

	155 x 75 x 33	1	11 1404	

	Design	Size mm	PU	Article no.

NEW

Digital Multimeter

Highlights
- CAT III 600 V
- 2000 counts
- Manual range
- Non-contact voltage testing
- DC current measurement range
- Temperature measurement
- Torch function and display lighting
- 600 V high capacity fuses

Scope of delivery
- Test leads
- K-type thermo sensor
- 9 V battery
- User manual

Features
- Diode test
- Acoustic continuity test
- Non-contact AC voltage tester
- Hold function
- Low-Batt display
- Sturdy housing with soft rubber protection

			1	11 1406

NEW

Digital Multimeter

Highlights
- CAT III 600 V
- 2000 counts
- Measurement jack display
- Manual range
- For professional use, in household and hobby

Scope of delivery
- Test leads
- 9 V battery
- User manual

Features
- Standard measurement ranges V/DC, V/AC, A/DC, A/AC
- Resistance
- Diode test
- Acoustic continuity test
- Battery test for 1.5 and 9 V batteries
- Impedance switching
- Low-Batt display
- Digit height 19 mm
- Sturdy housing with soft rubber protection

			1	11 1408

Clip-on adapter

can be used in combination with any digital multimeter with a range of 200 mV/2 V alternating current to carry out current measurements. The connection is made directly at the 4 mm input jack on the multimeter.

- Measurement range: 0 A to 300 A at 1.5% ± 2 A
- Operating temperature: 0 °C to 50 °C
- Conversion 1 A AC corresponds to 1 mV
- Width of opening max. 28 mm

			1	11 1414

NEW

AC mini ammeter

Highlights
- CAT III 600 V
- AC current measurement (AVG) up to 400 A
- Non-contact voltage tester

Scope of delivery
- 2 micro batteries (type AAA)
- Bag
- Safety test leads
- Thermal probe
- K-type measurement adapter
- User manual

Features
- Data-Hold
- Auto-Power-Off function
- Voltage, frequency, temperature, capacity and resistance measurement function
- Diode test and acoustic continuity test
- Non-contact voltage tester (NCV)

			1	11 1410

Design	Size mm	PU	Article no.	

AC/DC-TrueRMS ammeter

Highlights
- CAT II 600 V, CAT III 300 V
- AC/DC current measurement
- Multimeter functions
- TrueRMS true effective value measurement

Scope of delivery
- 2 safety test leads
- Batteries
- Bag
- User manual

Features
- Measurement functions: AC/DC current (range: 2 A, 20 A, 100 A), AC/DC voltage, resistance, capacity
- Acoustic continuity test
- Diode test
- Data-Hold
- Autorange in the voltage and resistance measurement range
- Display lighting can also be switched on
- DC zero setting function
- Auto-Power-Off function
- Low-Batt display
- One-hand operation possible
- Integrated non-contact AC voltage tester (NCV)

		1	11 1411	

AC/DC mini ammeter

Highlights
- CAT III 600 V
- AC/DC current measurement (AVG) up to 400 A
- Non-contact voltage tester

Scope of delivery
- 2 micro batteries (type AAA)
- Bag
- Safety test leads
- Thermal probe
- K-type measurement adapter
- User manual

Features
- Data-Hold
- Auto-Power-Off function
- Voltage, frequency, temperature, capacity and resistance measurement function
- Diode test and acoustic continuity test
- Non-contact voltage tester (NCV)
- ZERO function

		1	11 1412	

Test probes

- With 4 mm safety plug-in technique in accordance with DIN VDE 0411 / EN 61010 / IEC 61010
- Measurement circuit category CAT III / 1000 volts with 2 mm tips made of stainless steel, length 102 mm
- Short design,
- Current carrying capacity up to 16 A

2-piece set grey / red and grey / black		1	11 1474	

Crocodile clip set

- With 4 mm safety plug-in technique in accordance with DIN VDE 0411 / EN 61010 / IEC 61010
- Measurement circuit category CAT III / 1000 Volt
- Opening approx. 21 mm
- Current carrying capacity up to 16 A

grey / red and grey / black		1	11 1480	

	Design	Size mm	PU	Article no.

Test lead set, 6 pieces

Contains: 1 item each of
Test lead 1 m red
Test lead 1 m black
Crocodile clip grey / red
Crocodile clip grey / black
Test probe, grey / black
Test probe, grey / red

		1	11 1485

Non-contact voltage tester Voltfix and Magno-Voltfix

- Reliably displays voltages from 12 V AC
- Two selectable voltage ranges/sensitivity levels
- The white tip forms a bright, all-round signal display
- Acoustic display via integrated tone generator
- Automatic time-controlled switch-off
- Splash-water-protected, robust housing
- Slim, insulated measuring sensor suitable for EU, UK and US electrical sockets
- Measurement category CAT IV 1000 V
- Integrated torch
- Suitable for aircraft information systems up to 400 Hz
- Electric fields are displayed in red
- On/Off switch with visual display
- Battery monitoring with visual warning

Voltfix voltage tester	1	11 1460
Magno-Voltfix voltage tester (incl. magnetic field detection)	1	11 1465

Cable detective

Test instrument for mains copper cables, for discovering connection faults in customised data cables and complete installations. All coaxial connections with BNC/TNC connectors, USB cables and all UTP/STP cabling with 6 or 8 pin modular plugs can be checked in seconds for wire breaks, pin assignment and short circuits, both for individual conductors and for shielding. With visual (LED) and acoustic error signals. The "Cable Detective" reduces the tedious, fraught and expensive search for cable faults to a minimum. Even longer cables laid up to 200 m can be tested by a single person. In a practical belt bag, for 9-Volt E-block battery, with comprehensive operating instructions.

	145 x 86 x 26	1	11 1440

Voltage tester

with clear transparent, impact-resistant plastic haft, VDE tested

W mm	L mm	Test. range Volt			
3.0	65	120 - 250 AC	140	1	11 1280
3.5	100	120 - 250 AC	190	1	11 1288

Voltage tester Drei-Ve

The new voltage tester from CIMCO simply sits better in the hand due to the innovative triangular handle. The Drei-Ve voltage tester has an ergonomically shaped triangular handle in transparent, impact-resistant plastic. The curved vertical contour allows the best possible contact pressure and the appropriately shaped holding clip on the handle will secure it to a shirt or overall pocket. The voltage tester is manufactured to meet the latest DIN standards and VDE/GS tested.

W mm	L mm	Test. range Volt			
3.0	65	150 - 250 AC	155	1	11 1282

Design		Size mm	PU	Article no.		

Voltage tester

with clear, transparent, impact-resistance plastic haft in DIY pouch (not licensed for Germany)

W mm	L mm	Test. range Volt				
3	45	100 - 500 AC	125	1	11 1320	

Voltage tester

with retractable screwdriver blade

W mm	L mm	Test. range Volt				
4	25	150 - 250 AC	140	1	11 1300	

Voltage tester EURO

with surrounding anti-slip protection t

W mm	L mm	Test. range Volt				
3.5	14	125 - 250 AC	190	1	11 1290	

cimco
POWER drive

CABLE SPOOLING AND CABLE PULLING AIDS

The cable pull system for professionals: Kati® Blitz 2.0. Due to the new guide tip, the flexible guide head 2.0 with improved bending properties, it is now possible to pass through particularly small curve radii in empty conduits.

The innovative guide minimises the risk of breaking when winding up the rod.

Thanks to the crank function, one saves up to 30 % of the time when winding up and unwinding the rod.

The Kati® Blitz compact with 30 m rod length in the Special Edition: Black housing and red rod!

The CIMCO PowerDrive enables the motor-supported feed or retraction of an existing cable pulling system.

	Design	Size mm	PU	Article no.

Cable spooling and unwinding devices

Cable coil dispenser

Manufactured from powder-coated steel tubing, for winding goods such as all types of cables as well as flexible empty conduits, for horizontal and vertical winding and unwinding of cable coils with a minimum inner diameter of 110 mm and maximum outer diameter of 300 mm, quickly adjustable to different coil diameters thanks to self-locking guides, complete with 3 anti-slip rubber feet, carrying handle and quick winding crank handle, load-bearing capacity up to 70 kg

The simultaneous unwinding and pulling of multiple conductors is made easier if multiple limitation discs (CIMCO article no. 14 2742) are used on the cable coil dispenser.

The hand-held cable length measuring tool can be mounted onto the cable coil dispenser without any problems whatsoever. Simply pull off the plastic handle on the cable coil dispenser. Push on the measuring tool and fix with a hexagon socket screw.

	H x W x L mm		
	570 x 460 x 400	1	14 2740

Cable drum unroller TROMMELFIX

Extremely robust cable drum unroller made from powder-coated steel sheet complete with carrying handle and four height-adjustable, anti-slip rubber feet, flat loading ramp, with two bearer rollers and lateral drum guides

TROMMELFIX 200

Maximum load-bearing capacity of 200 kg, maximum drum diameter of 700 mm, maximum drum width of 530 mm, bearer roller distance can be varied as desired by simply re-hanging the rollers (200, 300 and 400 mm), weight 15.7 kg

	120 x 600 x 635	1	14 2750

TROMMELFIX 200 ULTRA

Lightweight design with a weight saving of 6 kg. Made of powder-coated steel sheet, flat loading ramp, integrated drum guide in the bearer rollers, convenient winding and unwinding of cable drums thanks to the new drum brake (unwinding brake) in the front drum axle, max. drum width: 530 mm, load-bearing capacity up to 200 kg, weight: 9.4 kg

	70 x 580 x 660	1	14 2756

Product video
TROMMELFIX 200 ULTRA

TROMMELFIX 700

Load-bearing capacity of up to 700 kg, maximum drum diameter of 1000 mm, maximum drum width of 730 mm, bearer roller distance can be varied as desired by simply re-hanging the rollers (200, 300, 400 and 500 mm), weight 26 kg

	160 x 750 x 780	1	14 2752

Transport set for cable drum unroller TROMMELFIX 200

Useful addition for mobile use of the cable drum unroller 200 kg (CIMCO article no. 14 2750).
Set consisting of: 4 screw-on castors (2 of which can be swivelled, 2 with locking brake); hand rod assembly that can be plugged together for pushing and pulling even a loaded cable drum unroller including holder for hand-held cable length measuring tool CIMCO article no. 14 2745; stable loading ramp made from grooved steel sheet, which prevents the slipping of heavy drums, complete with 4 anti-slip rubber feet and carrying handle; 2 screw-on holders for the connection of cable drum unroller and hand rod assembly; installation instructions. The set can be assembled very quickly and can also be utilised as a retrofit set for older CIMCO cable drum unrollers.

		1	14 2754

KATIMEX Dispenser for disposable cable drums

For cable drums with a max. diameter of 800 mm and maximum weight of 200 kg, particularly advantageous when dealing with damaged cable drums, ideally suitable for the simple winding, unwinding and re-winding of small cable and wire cross-sections thanks to a second upper axle. Collapsible and therefore more convenient and provides space-saving transportation in the vehicle.

Dispenser basic unit	980 x 800 x 200	1	14 2730
Second upper axle		1	14 2732

Design	Size mm	PU	Article no.		

Aluminium runner

With a load-bearing capacity of up to 300 kg, for cable drums of any width, with flat loading ramp and non-slip rubber feet, variable bearer roller distance (250 mm, 330 mm, 410 mm).

With plastic rollers, without locking (unwinding brake)		1 Pair	14 2698
Aluminium rollers for 14 2698 with 2 axles and screw fittings		1 Pair	14 2704
With aluminium rollers and manual drum brake (unwinding brake)		1 Pair	14 2706

With a load-bearing capacity of up to 1000 kg, for cable drums of any width; aluminium body, with repositionable rollers.

	220 x 140 x 1000	1 Pair	14 2702

Hand-held cable length measuring tool

Measuring device for fast and precise determination of cable lengths, further area of application for all types of cables and similar wound products measuring between 4 and 35 mm in diameter, automatic cable size adjustment via leaf clamp, branded German counter with excellent measuring accuracy, measurement range from 0 to 9999.9 m, zero position via the reset toggle switch, rubberised aluminium measuring wheel, screw-off handle for mobile use on construction sites, in the warehouse, workshop etc., with holder shaft for stationary use in combination with all CIMCO TROMMELFIX dispensing aids and the CIMCO connection frame, can also be mounted on the cable coil dispenser (CIMCO article no. 14 2740)

Rubberised aluminium measuring wheel	4 - 35 mm ø	1	14 2744

Connection frame for hand-held cable length measuring tool

The hand-held cable length measuring tool is fixed to the CIMCO Trommelfix 200 and Trommelfix 700 cable drum unroller using the connection frame. As a result, the measuring tool becomes a stationary facility for cutting to size on standard cable drums. Can be adjusted to many positions in both height and length and can also be swivelled via the lockable rollers, ensuring that it can be adapted to all individual working and space situations, assembly is completed within a few seconds by simply plugging it together, ideal for all cable drum warehouses when it comes to wholesale and retail as well as on construction sites, weight only 3.5 kg



		1	14 2748

Cable drum spindle hoist

For cable drums with a maximum diameter of 1600 mm, lifting height greater than 100 mm, capacity of 4000 kg per pair, construction height of 640 mm, floor space 400 x 200 mm, weight 13.2 kg

		1	14 2320

Hydraulic cable drum hoist

With hand pump, three-fold height adjustment, for cable drums with a maximum diameter of 1600 mm, lifting height of 100 mm, capacity of 4000 kg per pair, overall height of between 620 and 960 mm, floor space 400 x 200 mm, weight 16.3 kg

		1	14 2322

Cable drum hoist

Finely graduated height adjustment of the axle bearing shells via notches, for cable drums with a maximum diameter of 1600 mm, lifting height of 60 mm, capacity of 2000 kg per pair, overall height of 900 mm, floor space 630 x 310 mm, weight 14 kg

Design left		1	14 2323
Design right		1	14 2324

	Design	Size mm	PU	Article no.

CE Cable drum hoist HYDROKAT

Hydraulic cable drum hoist, mobile, can be easily positioned by one person working on the cable drum, safe load loading thanks to double columns, 7-step or 13-step height adjustment of the axle bearing shells via notches, lifting height of 150 mm, capacity of 10,000 kg per pair, floor space 540 x 340 mm

for cable drums with diameter	Overall height	Weight		
700 mm to 2200 mm	1070 mm	53 kg	1	14 2326
700 mm to 3200 mm	1635 mm	69 kg	1	14 2328

CE Cable drum hoist HYDROKAT

Design with mounted axle bearing shells, for low-friction unwinding of cable drums, protects the drum axles and the axle bearing shells. Utilisation only in combination with adjusting rings.

for cable drums with diameter	Overall height	Weight		
800 mm to 2200 mm	1070 mm	53 kg	1	14 7026
800 mm to 3200 mm	1635 mm	69 kg	1	14 7027
Adjusting ring for axle diameter 51 mm			1	14 7028
Adjusting ring for axle diameter 76 mm			1	14 7029

CE Mini cable drum hoist HYDROKAT

Hydraulic cable drum hoist, for smaller drum diameters, safe load loading thanks to double columns, capacity of up to 4,000 kg per pair, four-fold height-adjustable axle bearing shell, lifting height of 100 mm, floor space 400 x 200 mm

with diameter	Overall height	Weight		
500 mm to 1100 mm	735 mm	18 kg	1	14 2325

Drum axles

made from heavy galvanised tubular steel

Capacity	Length	Axle ø	Weight		
3000 kg	1500 mm	51 mm	18 kg	1	14 2330
8000 kg	1850 mm	76 mm	41 kg	1	14 2331
8000 kg	2200 mm	76 mm	45 kg	1	14 2332

Drum axle shells

made from galvanised steel

for axle diameter 51 mm	0.8 kg	1	14 2335
for axle diameter 76 mm	1.2 kg	1	14 2336

Cable laying aids for tray ends and straight sections TAXIMAX

Prevention of cable damage when dealing with tray ends with sharp edges. Can also be used in the event of overcrowding of the cable trays. No further technician is required, even when dealing with longer routes! Galvanised, metal design complete with ball bearing-mounted aluminium rollers on both sides. With lateral elongated holes for the fastening of cable ties to the trays (if already occupied with cables). Max. cable diameter 70 mm.

Adjustable for different rung and lattice distances	1	14 2760
With chamfered sheet metal	1	14 2762

Cable laying aid for TAXIFIX tray offset

Prevention of cable damage on sharp corners. Can also be used in the event of overcrowding of the cable trays. No further technician is required, even when dealing with longer routes! Metal design (red, powder-coated) with four aluminium rollers, arrangement of the rollers in cable shape (curved) and locking system for the loading and removal of cables, retainer for screwing onto the tray. Max. cable diameter 75 mm.

Metal case, 2 dispensing aids, 2 screw retainers		1	14 2764
Metal case, 4 dispensing aids, 4 screw retainers		1	14 2766
XL additional retainer	Width 100 mm	1	14 2768

Design	Size mm	PU	Article no.		

Cable pulling aids

Plastic winding rods

Made from stretched monofilament, with solid steel end pieces and additional lead spring, approx. 130 mm in length, cable lugs on both ends, material ø 4 mm, tensile strength 900 N

	5 m	1	14 0052	
	10 m	1	14 0054	
	15 m	1	14 0056	
	20 m	1	14 0058	
	25 m	1	14 0060	
	30 m	1	14 0062	

Crimping pliers for the repair of plastic winding rod

Compound leverage crimping pliers with automatic ratchet mechanism and square profile crimping inserts, for the repair of CIMCO plastic winding rods with 4 mm ø.

	220	1	10 6114	
End piece/lug for plastic rod		1	14 0065	
Lead spring for plastic rod		1	14 0067	
Coupling for plastic rod		1	14 0069	

Crimping pliers set for plastic rods

in Raaco – PSC vario-240 component boxes, with crimping pliers CIMCO article no. 10 6114.
Contents: 10 lead springs pre-fitted with coupling piece, 10 end pieces

31-piece	240 x 190 x 60 mm	1	10 6314	

Winding spirals EFLEX

Made from fourfold-rolled steel wire spirals, with solid steel end pieces, ø 4 mm shafts, tensile strength 500 N

	5 m	1	14 0040	
	10 m	1	14 0042	
	15 m	1	14 0044	
	20 m	1	14 0046	
	25 m	1	14 0048	
	30 m	1	14 0050	

Steel winding rods

with 2 winding lugs, high-frequency welded, rod thickness 3.5 x 0.5 mm, tensile strength 900 N

	10 m	1	14 0004	
	15 m	1	14 0006	
	20 m	1	14 0008	
	25 m	1	14 0010	

Cable pilot set

Cable guiding heads for directly inserting many common cables into short empty conduit routes.
Set consisting of small cable pilot (for coaxial cables, NYM 3 x 1.5 mm^2 etc.)
and large cable pilot (for cables NYM 3 x 2.5 mm^2 - 5 x 1.5 mm^2 - 5 x 2.5 mm^2 etc.)

		1	14 2188	

Cable guiding heads for domestic connection cables

Simply screw on to the cable end and push the cable directly into the short empty conduits (approx. 10 to 20 m), no damage caused to cables that have already been laid, no deployment of laborious underground cable laying systems required, made from solid aluminium

for cables up to 22 mm ø		1	14 2182	
for cables from 20 to 30 mm ø		1	14 2184	
for cables from 30 to 50 mm ø		1	14 2186	

	Design		PU	Article no.	

Fibre glass push rod set



The perfect solution for laying cables in suspended ceilings or confined spaces.
With an M5 inside or outside threaded sleeve at the end of the push rod for an optional extension.
Including LED viewing probe for sufficient light and a sliding attachment for obstacles.
Supplied in a practical bag with attachment option (e.g. on ladders).
Also without available cable ducts, empty conduits or other cable runs.

3 push rods ø 6 mm, length 1 m
7 push rods ø 8 mm, length 1 m
1 sliding attachment

1 LED lamp	1 guide head with ring
1 hook	1 guide head
1 chain	1 draw head
1 magnet	1 flex rod 15 cm
1 adapter from M 6 to M 5	1 accessories bag

21-piece		1	14 6270	

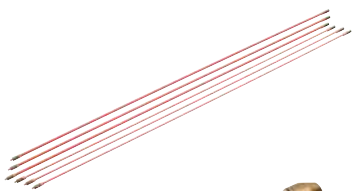

Push rod extension set:
3 push rods ø 6 mm, length 1 m
3 push rods ø 8 mm, length 1 m

6-piece		1	14 6271	

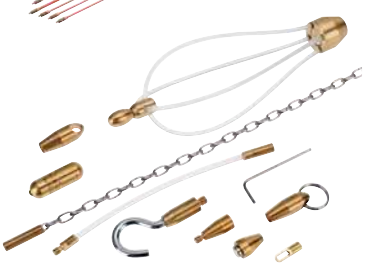

Push rod accessory set:

1 sliding attachment	1 adapter from M 6 to M 5
1 LED lamp	1 guide head with ring
1 hook	1 guide head
1 chain	1 draw head
1 magnet	1 flex rod 15 cm

10-piece		1	14 6292	

Design	Size m	PU	Article no.

Rational cable winding devices for professional electricians

Polykat® – The fibreglass rod

Polykat® fibreglass rods are the basic elements of all cable pulling systems from Katimex®. The combination of extreme bending strength and maximum thrust stability provides the rod with the characteristics of a flexible rod. As a result, extremely small bending radii are possible and narrow pipe bends can be passed through easily. The smooth plastic coating has excellent sliding properties and reduces the friction resistance to a minimum. It is distinguished by high wear resistance. The high elasticity of Polykat® fibreglass rods enables the construction of unrivalled small, compact and handy devices.

Image video
Cable pull systems

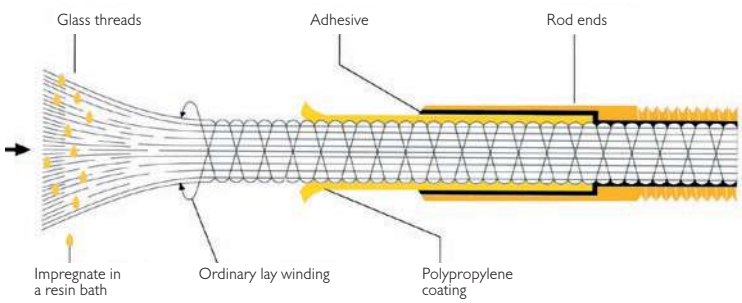

	Kati® Blitz	Kati® Blitz 2.0	Kabelmax®	Kabeljet®	Röhrenaal®	
Fibreglass rod diameter	3.0 mm		4.5 mm	7.2 mm	9.0 mm	11.0 mm
Minimum bending radius	50 mm with rod end 2.0 from 30 mm		100 mm	160 mm	200 mm	250 mm
Rod tensile strength	5.0 kN		10.3 kN	28.0 kN	40.0 kN	65.0 kN
Tested tensile strength of the rod - sleeve connection	1,0 kN		1,5 kN	7,5 kN	10,0 kN	15,0 kN
Sleeve - rod fastening	glued			glued and pinned		
Common empty conduit diameter to nominal diameter	30 mm		60 mm	80 mm	100 mm	250 mm
Maximum winding lengths up to	50 m		80 m	120 m	150 m	500 m
Thread of the rod ends and connecting sleeves	M 5			M 12		
Typical fields of application				Signal system construction (traffic lights), street lighting, underground and telecommunications cabling	Underground line construction, telecommunication and energy cabling	

	Design	Size m	PU	Article no.

KATI® BlitzOrtung 2in1 - Comfortable cable winding

Same cable winding device as with the Kati® Blitz but with additional detection function via common cable detectors. Targeted location and tracking of the pipe path or blocked places. With reliable Polykat® fibreglass profile in impact-resistant housing. No moving external parts and interchangeable slip ring transmitters.
With integrated accessory set and special gripping aid Kati® Grip, each set contains 1 guide head 7 - 10 mm ø, 3 rod ends and 2 rod ends 2.0 on the rod, 3 connecting sleeves, 5 cable lugs, 1 cable draw grip 6 - 9 mm ø, 1 fibreglass fix adhesive (3 g bottle).

Detection	30 m	1	14 2034	

KATI® Blitzcompact - Comfortable cable winding

With integrated accessory set and special gripping aid Kati® Grip, each set contains 1 guide head 7 - 10 mm ø, 3 rod ends and 2 rod ends 2.0 on the rod, 3 connecting sleeves, 5 cable lugs, 1 cable draw grip 6 - 9 mm ø, 1 fibreglass fix adhesive (3 g bottle).

	20 m	1	14 2020	
	30 m	1	14 2024	
	50 m	1	14 2028	

KATI® BlitzOrtung 2in1 - 2.0 Comfortable cable winding

Same cable winding device as with the Kati® Blitz 2.0, but with additional detection function (connection at the front). Internal, protected slip ring transmitter. Targeted location and tracking of the pipe path or blocked places. With reliable Polykat® fibreglass profile in impact-resistant housing. With integrated accessory set, in each case with 2 guide heads 7 and 10 mm ø, 2 rod ends 2.0 and 2 rod ends 2.0 on the rod, 3 connecting sleeves, 5 cable lugs, 1 cable draw grip 6 - 9 mm ø, 1 fibreglass fix adhesive (3 g bottle).

	30 m	1	14 4630	

KATI® Blitzcompact - 2.0 Comfortable cable winding

with crank function for winding the rod into the housing, improved service cover and wear-resistant tie outlet.
With integrated accessory set, in each case with 2 guide heads 7 and 10 mm ø, 2 rod ends 2.0 and 2 rod ends 2.0 on the rod, 3 connecting sleeves, 5 cable lugs, 1 cable draw grip 6 - 9 mm ø, 1 fibreglass fix adhesive (3 g bottle).

	20 m	1	14 1620	
	30 m	1	14 1630	
without crank function	50 m	1	14 1650	

KATI® Blitz - EASY GRIP

For the energy-saving and fatigue-free insertion of a 3 mm fibreglass rod into empty conduits.
The transfer of force takes place by means of a two-jaw clamping system with form-fitting connection to the fibreglass rod.
Max. thrust power: 20 kg

		1	14 2180	

Product video PowerDrive cable pull system

PowerDrive cable pull system

For lightning-fast transportation of fibreglass rods (Ø 3.0 mm) in confined spaces, even in places which are difficult to access. Drive takes place by means of a commercially available cordless screwdriver with 1/4" hex drive.
For trouble-free operation, we recommend the use of the cable pull products of the Kati® Blitz series and the guide heads.

		1	14 2360	

KATI® Blitz - Replacement bar

For Kati® Blitz compact and Kati® Blitz 2.0, with 2 rod ends 2.0

	20 m	1	14 2120	
	30 m	1	14 2122	
	50 m	1	14 2124	

KATI® BlitzOrtung - Replacement bar

For Kati® Blitz detection 2.0 with 2 rod ends 2.0

Detection	30 m	1	14 2035	

Design	Size mm	PU	Article no.		

Flexible guide head 2.0

Due to its conical shape, the flexible guide head 2.0 offers optimum transmission of the bending forces in the fibreglass profile when passing through tight bends. The guide head is not subject to material fatigue, as with e.g. a spring guide head. Together with the new rod ends 2.0, it forms the optimum tool for passing through very tight bends. Bend radii of 30 mm are feasible.

Head ⌀

7 mm		1	14 1072	
10 mm		1	14 1073	
13 mm		1	14 1074	

Flexible guide head 2.0 set

7, 10, 13 mm		1	14 1078	

Guide head

Brass, with M 5 inside thread, suitable for all lengths as well as for all Kabelmax®-devices

Head ⌀

7 mm		1	14 2130	
10 mm		1	14 2132	
13 mm		1	14 2134	

Guide head set

Each with 1 guide head

7, 10, 13 mm		1	14 2140	

Rod ends 2.0

Brass, with M 5 outside thread and plastic sheath, suitable for all lengths

		1	14 1070	

Cable lug

Brass, with M 5 inside thread, suitable for all lengths as well as for all Kabelmax®-devices

		1	14 2144	

Connecting sleeve

Brass, suitable for all lengths

		1	14 2146	

Cable draw grip

With swivel, inside thread M 5

for cables 6 - 9 mm ⌀		1	14 2152	

KATI Blitz Service Set 2.0

Set of accessories and replacement parts for all Kati® Blitz products, consisting of

3 Rod ends 2.0			14 1070	
5 Cable lugs			14 2144	
3 Connecting sleeves			14 2146	
1 Glass fibre special adhesive			14 2192	
12-piece		1	14 1080	

	Design	Size	PU	Article no.	

Kati® Blitz Mini

Kati® Blitz Mini has been developed especially to meet the growing demands for subsequent fibre optic cable installations in existing, already occupied empty conduits.
There, where conventional pulling devices are no longer adequate, with a glass fibre profile of only 1.2 mm in diameter, the Kati® Blitz Mini shows its full potential. In particular the subsequent laying of fibre optic cables is simplified with the Kati® Blitz Mini, or is often only possible and therefore makes it the ideal helper when pulling fibre optic cables into buildings. Besides the small diameter, the specially developed Polykat Mini fibreglass profile distinguishes itself through high rod strength and thrust stability, as well as a very small bending radius of 15 mm. Together with the Flexible guide head Mini, whose special contour enables the passage through tight places and bends, and a low-friction guide tube, which guides and protects the rod, the push-in procedure into an occupied empty conduit takes place quickly and simply by hand. In addition the guide tube protects against breakages when pulling the rod back.
Supplied accessories:
5 flexible guide heads M 2.5 with inside thread, 7 rod ends M 2.5 with outside thread, 1 guide tube 2.5 m with securing sleeve, 1 insulating tape 15 mm for fixing the fibre optic cable to the flexible guide head, 1 sanding pad 50 x 50 mm , 1 special adhesive 3 g
Product advantages at a glance:
- Flexible guide head Mini: special contour for passing through tight spaces and bends.
- Rotating rod cassette: by rotating the cassette the rod is pushed into the empty conduit.
- Axle bearing cassette: high reset force of the Polykat Mini supports the automatic run-out of the rod.
- Guide tube: Protects and guides the profile when pushing in, when pulling back the risk of rod breakages is reduced considerably.
- Grip plate with rod stop: Prevents the automatic run-out of the rod in the idle state.

Rod length	Tensile strength			
15 m	1.3 kN	1	14 2060	
25 m	1.3 kN	1	14 2062	
35 m	1.3 kN	1	14 2064	

Kati® Blitz Mini accessories

Replacement rod
Coiled in cassette, 2 rod ends with outside thread M 2.5 and 1 Flexible guide head Mini,
rod length

15 m		1	14 2066	
25 m		1	14 2068	
35 m		1	14 2070	

Service set
10 Mini rod ends, 1 special adhesive 3 g, 1 sanding pad 50 x 50 mm, 1 insulating tape 15 mm

13-piece		1	14 2072	

Flexible guide head
with inside thread M 2.5

5-piece set		1	14 2074	

Guide tube 2.5 m
Low-friction tube with securing sleeve, fitted on tube

		1	14 2076	

Rod end
Brass, with M 2.5 outside thread

		1	14 2078	

Design	Size m	PU	Article no.		

Kati® Twist

The new wear-resistant polyester ties are characterised by their high thrust stability and the low frictional resistance (up to 60% lower than conventional plastic or steel ties) in empty conduits

- Extremely good bending and sliding properties
- Maximum tensile load on rod ends (M5): 200 kg
- Reparable in the event of a rod breakage (press-on rod ends)
- Tensile strength/rod: 4.0 kN
- All accessories of Kati® Blitz and Kabelmax® are compatible

ø 4.5 mm	Length 15 m	1	14 2540	
ø 4.5 mm	Length 25 m	1	14 2545	
ø 5.2 mm	Length 20 m	1	14 2555	
ø 5.2 mm	Length 40 m	1	14 2556	
ø 6.0 mm	Length 40 m	1	14 2565	

Steel winder Kati® Twist

Including 1 spring guide head ø 10 mm, 1 brass draw head with lug ø 6 mm (thread M5), 2 brass rod ends (thread M5)

ø 4.5 mm	Length 25 m	1	14 2541	
ø 5.2 mm	Length 20 m	1	14 2550	
ø 5.2 mm	Length 40 m	1	14 2551	
ø 6.0 mm	Length 40 m	1	14 2560	

Kati® Twist repair set

3 press-on rod ends (crimp shape 16 mm²)

ø 4.5 mm		1	14 1249	
ø 5.2 mm		1	14 1251	
ø 6.0 mm		1	14 1252	

Kabelmax®–The professional class underground cable pulling system

For the problem-free pulling of cables into empty or occupied cable ducts or pipes with ø of up to 60 mm. Cable pulling device for underground ducts complete with 4.5 mm ø glass fibre profile, 2 M 5 rod ends, 11 mm ø pulling eye with 6 mm ø cable lug

ECONOMY design	40 m	1	14 1796	

5 M5 rod ends, 11 mm ø pulling eye, 2 6 mm ø cable lugs, 3 connecting sleeves, special adhesive 3 g and service bag

Steel tube frame with ball bearing-mounted aluminium winch	60 m	1	14 1802	
Steel tube frame with ball bearing-mounted aluminium winch	80 m	1	14 1806	

Kabelmax® replacement rod

4.5 mm ø glass fibre profile, M 5 rod ends attached at both ends, 1x 11 mm ø pulling eye complete with 1x 6 mm ø cable lug

	40 m	1	14 1808	
	60 m	1	14 1812	
	80 m	1	14 1816	

Rod end

Brass, with M 5 outside thread

		1	14 1842	

Pulling eye

Brass, 11 mm ø with M 5 inside thread and 6 mm ø cable lug

		1	14 1844	

Connecting sleeve

Brass

Design	Size m	PU	Article no.
		1	14 1846

Service set for Kabelmax®

consisting of 5 rod ends, 3 connecting sleeves, 1 guide head with lug and 1 bottle of special adhesive. Weight approx. 45 g

Design	Size m	PU	Article no.
		1	14 2163

Cable draw grips made from galvanised steel wire

For domestic installation, with cable lug woven into the loop, M 5 inside thread, suitable for all Kati® Blitz and Kabelmax® devices

Design	for cable ø mm	PU	Article no.
	4 - 6	1	14 2500
	6 - 9	1	14 2498
	9 - 12	1	14 2501
	12 - 15	1	14 2502
	15 - 19	1	14 2503
	19 - 25	1	14 2504
	25 - 31	1	14 2505

Cordless drill drive for Kati® Blitz and Kabelmax®

Through the connection to a standard battery-powered drill already available on the construction site, the drive for the cable pulling devices Kati® Blitz and Kabelmax® enables the comfortable, motorised insertion of the glass fibre rods into empty conduits and underground ducts. The advantages of insertion at the push of a button can be seen when cabling longer routes. The speed can be regulated individually. Weight only 270 g.

Design	Size m	PU	Article no.
Drive for Kati® Blitz		1	14 2350
Drive for Kabelmax®		1	14 2352

Kabeljet® – The variable cable pulling system

Galvanised, collapsible steel tube frame complete with 7.2 mm ø fibreglass rod, 2x M 12 rod ends, 25 mm ø pulling eye, shackle with pin, 1 connecting sleeve and 4 clamping sleeves, 1 special adhesive 20 g and service bag

Design	Size m	PU	Article no.
	40 m	1	14 2220
	60 m	1	14 2221
	80 m	1	14 2222
	100 m	1	14 2223
	120 m	1	14 2224

Kabeljet® replacement rod

7.2 mm ø fibreglass rod, two M 12 rod ends, 25 mm ø pulling eye, shackle

Design	Size m	PU	Article no.
	40 m	1	14 2225
	60 m	1	14 2226
	80 m	1	14 2227
	100 m	1	14 2228
	120 m	1	14 2229

Rod end

Brass, with M 12 outside thread

Design	Size m	PU	Article no.
		1	14 2230

Connecting sleeve

Brass, for 7.2 mm ø fibreglass rod

Design	Size m	PU	Article no.
		1	14 2231

Design		Size m	PU	Article no.	

Pipe eel® - The cable pulling system for underground cabling

Galvanised steel tube frame, mobile on rollers, ball bearing mounted winch with integrated parking brake, complete with fibreglass rod, 2x M 12 rod ends, 25 mm ø pulling eye, shackle, 1 connecting sleeve and 4 clamping sleeves, 1 special adhesive 20 g and service bag

Rod thickness ø	Winch ø	Length m			
9 mm	750 mm	40	1	14 2240	
		60	1	14 2241	
		80	1	14 2242	
		100	1	14 2243	
		120	1	14 2244	
		150	1	14 2245	
11 mm	1000 mm	150	1	14 2250	
		200	1	14 2251	
		250	1	14 2252	
		300	1	14 2253	

Rod lengths up to 500 m and rods with positioning function on request.

Pipe eel® replacement rod

Two M 12 rod ends, 25 mm ø pulling eye, shackle

Rod thickness ø		Length m			
9 mm		40	1	14 2270	
		60	1	14 2271	
		80	1	14 2272	
		100	1	14 2273	
		120	1	14 2274	
		150	1	14 2279	
11 mm		150	1	14 2275	
		200	1	14 2276	
		250	1	14 2277	
		300	1	14 2278	

Rod ends

Brass, M 12 outside thread

for 9 mm ø rod			1	14 2285	
for 11 mm ø rod			1	14 2286	

Connecting sleeves

Brass

for 9 mm ø rod			1	14 2290	
for 11 mm ø rod			1	14 2291	

Length measuring device for pipe eel®

for quickly and simply determining lengths on underground pipe trays. Pipe blockages, fractures and other defects can be accurately located. No more annoying re-measurements, pacing off or marking and all of this with a significantly higher measuring accuracy. The device can be effortlessly retrofitted to all standard pulling devices.

120 mm x 115 mm x 110 mm			1	14 2310	

Accessories for Kabeljet® and Pipe Eel®

Pulling eye

Aluminium, 25 mm ø, length 60 mm, M 12 inside thread

			1	14 2280	

Guide head

Aluminium, 40 mm ø, length 80 mm, M 12 inside thread

Design	Size mm	PU	Article no.
		1	14 2281
with cable lug, 18 mm		1	14 3208

Shackle

Shape according to DIN 82101, galvanised, maximum capacity 4 kN

Design	Size mm	PU	Article no.
Pin diameter 10 mm		1	14 2292
Pin diameter 12 mm		1	14 1494

Connecting pin

For coupling multiple fibreglass rods together, galvanised steel, two M 12 connecting threads

Design	Size mm	PU	Article no.
		1	14 2293

Twist compensation pin

With double stainless steel axial bearings, for connecting draw grip and shackle

Outer ø	Max. tensile load	Length	PU	Article no.
16 mm	3.3 kN	64 mm	1	14 7183
22 mm	10.0 kN	86 mm	1	14 7174
25 mm	15.6 kN	98 mm	1	14 7175

Service sets for Kabeljet® and Pipe Eel®

Each consisting of 2 rod ends, 1 connecting sleeve, 2 clamping sleeves and 20 g bottle of special adhesive. Weight approx. 150 g

Design	PU	Article no.
for Kabeljet with 7.2 mm rod diameter	1	14 2160
for Pipe Eel with 9 mm rod diameter	1	14 2161
for Pipe Eel with 11 mm rod diameter	1	14 2162

Further accessories such as twist compensation pin, pipe cleaning and duct brushes or gathering devices can be supplied on request.

Cable draw grips made from galvanised steel wire

for underground cabling, with 1 crimped cable loop

	for cable ø mm	PU	Article no.
	10 - 20	1	14 2506
	20 - 30	1	14 2507
	30 - 40	1	14 2508
	40 - 50	1	14 2509
	50 - 65	1	14 2510
	65 - 80	1	14 2511

for underground cabling, with 2 crimped cable loops

	for cable ø mm	PU	Article no.
	10 - 20	1	14 2520
	20 - 30	1	14 2521
	30 - 40	1	14 2522
	40 - 50	1	14 2523
	50 - 65	1	14 2524

Design		PU	Article no.		

Special design cable draw grips

Various special cable draw grips for specific applications, such as those listed below, can be supplied at short notice:
- Larger dimensions
- Cable draw grips with lateral loop
- Separated cable draw grips
- Multiple draw grips, e.g. for the simultaneous pulling of three single-conductor power cables into a common protective pipe
- Kevlar-reinforced plastic draw grips (non-conducting, anti-magnetic)
- Multi-stage, highly-flexible cable draw grips for fibre optic cables
- Draw grips for overhead line construction
- Cable draw grips made from stainless steel stranded wires

Please request the desired cable draw grips.

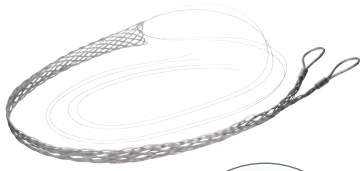

Rope and cable connection grips

For the fast creation of a non-positive connection between two cables or ropes. They are used where existing cables or ropes are to be replaced by new ones, e.g. the exchange of aged underground cables, pulling of new ropes into cranes. Hand-woven from galvanised steel wire strands, average effective braided length 1200 mm.

Cable ø mm	practical breaking load	max. laying tensile force			
8 – 16	15 kN	7.5 kN	1	14 2301	
10 – 20	19 kN	9.4 kN	1	14 2302	
20 – 30	55 kN	27.4 kN	1	14 2303	
30 – 40	55 kN	27.4 kN	1	14 2304	

Cable and rope guidance products

A comprehensive set of laying tools for cable or rope guidance in ditches and shafts (e.g. deflection and corner pulleys, cable protection and shaft guidance curves, cable introduction bushes) can be supplied at short notice. Please request the desired cable and rope guides.

Shaft cover lifter

Made from galvanised steel, weight 0.6 kg

	320 mm x 155 mm	1	14 2300	

Special Kati® Grip handle

for the quick and secure pulling of all pulling wires measuring between 3 and 6 mm in ø (flat steel, helical wire, plastic and fibreglass wires)

		1	14 2190	

Special fibreglass adhesive

for Kati® Blitz and Kabelmax®

3 g		1	14 2192	

for Kabeljet® and Pipe Eel®, viscous

20 g		1	14 2193	

GLIT® cable lubricant

Improved formula with significantly better sliding properties. Glit® eliminates up to 90% of the friction that is generated when inserting power cables, telephone cables, coaxial cables and fibre optic cables. For inserting all types of pulling rods. Simply apply to the Kati® Blitz and Kabelmax® guide heads and insert.
Pumpable, silicone-free, skin-compatible, non-flammable.

Tube 200 ml	0.2 kg	1	14 2194	
Bucket 1 Litre	1.1 kg	1	14 2195	
Bucket 5 Litres	5.2 kg	1	14 2196	
Bucket 10 Litres	10.4 kg	1	14 2197	

Silicone spray

An ideal lubricant, protective agent, maintenance agent and separating agent, makes the winding of cables easier, protects electric contacts against moisture, protects rubber, plastic and metal parts. Only handle when in a de-energised state.

400 ml		1	15 1004	

cimco

SHEARS

For cutting stranded conductors, suitable cable shears should be used. These will ensure exact cutting without deformation.

The CIMCO DUOCUT cable shears made of forged steel provide the user with an extremely sharp blade which also features two cutting zones!

Also suitable for cutting lengthways.

Small blade for single conductors up to max. 4 mm ø, large blade for sheathed cables up to max. 10 mm ø.

VDE marking in the handle.

1 2 3 4 5 6 7 8 9 10 11 12 13 14 15 16 17 18 19 20 21 22 23 24 25 26

	Design	Size mm	PU	Article no.	

Product video
DUOCUT cable shears

DUOCUT cable shears

Innovative cable shears for copper and aluminium cables with multi-component VDE case. Particularly suitable for exact cutting of cables without deformation. The handles of the shears can be opened up to 140°, consequently a longitudinal cut is possible. VDE/GS approved, according to IEC 60900 and VDE 0682 / part 201. Weight: 175 g.

Highlight:
The two-stage cutting zone:
1. Large blade for sheathed cables up to max. 10 mm ø
2. Small blade for single conductors up to max. 4 mm ø

		160	1	12 0108	

DUOCUT 12 cable shears

Innovative cable shears for copper and aluminium cables with multi-component VDE case. Particularly suitable for exact cutting of cables without deformation. The handles of the shears can be opened up to 140°, consequently a longitudinal cut is possible. VDE/GS approved, according to IEC 60900 and VDE 0682 / part 201. Weight: 300 g.

Highlight:
The two-stage cutting zone:
1. Large blade for sheathed cables up to max. 12 mm ø
2. Small blade for single conductors up to max. 4 mm ø

		200	1	12 0112	

VDE cable shears

For copper and aluminium cables, very good cutting performance, made from case-hardened 5 mm flat tool steel, precision ground cutting edges, finely bronzed, 2-component plastic handle sleeves, with special blade for fine-wire cables up to ø 18 mm

- VDE / GS approved
- According to IEC 60900 and VDE 0682 / part 201
- Product conforms to the current Product Safety Act (ProdSG)

for cable ø	solid mm²	flexible mm²			
18 mm	16	50	180	1	12 0114

Cable shears

For copper and aluminium cables, excellent cutting performance, made from case-hardened 5 mm flat tool steel, precision ground cutting edges, finely bronzed, 2-component plastic handle sleeves, with special blade for fine-wire cables up to ø 18 mm

for cable ø	solid mm²	flexible mm²			
18 mm	16	50	180	1	12 0116

One-hand cable shears

For copper and aluminium cables, excellent cutting performance, smooth cut with no deformation, die-forged, precision ground, adjustable screw joint, 2-component plastic handle sleeves

for cable ø	solid mm²	flexible mm²			
16 mm	16	50	160	1	12 0104

1000 V one-hand cable shears

For copper and aluminium cables, excellent cutting performance, smooth cut without deformation with double dip-coated special insulation

for cable ø	solid mm²	flexible mm²			
16 mm	16	50	160	1	12 0206

One-hand cable shears

for copper and aluminium cables, excellent cutting performance, smooth cut without deformation, die-forged, precision ground, adjustable screw joint, 2-component plastic handle sleeves

for cable ø	solid mm²	flexible mm²			
25 mm	25	70	200	1	12 0100

Design		Size mm	VE	Article no.	

1000 V one-hand cable shears

For copper and aluminium cables, excellent cutting performance, smooth cut without deformation with double dip-coated special insulation

for cable ø	solid mm²	flexible mm²			
25 mm	25	70	200	1	12 0202

NEW

Cable cutter for steel cables

One hand actuation due to optimal handle design, 2-component handles, blade hardness 60 – 62 HRC, suitable for cutting flexible steel cables up to ø 5 mm

	185	1	12 0146	

Insulation stripping cable shears

Universal cable shears for copper and aluminium cables. For multi-core, solid conductors up to 16 mm². Insulation stripping function with adjusting screw for setting to the desired wire or strand diameter from 0.5 to 2.0 mm (special zone on the cutting head). This tool is suitable for sheath stripping 4 – 16 mm (in the cutting zone) and for exact cutting of cables. With single-dip coating.

	160	1	12 0242	

Cable shears

Universal cable shears for copper, aluminium and coaxial cables. The tool is suitable for the exact cutting of cables, handles with single-dip coating.

12 mm ø or 70 mm²	240	1	12 0330	
20 mm ø or 95 mm²	235	1	12 0340	

Cable shears

Universal cable shears for copper, aluminium and coaxial cables. The tool is suitable for sheath stripping, insulation stripping (special zone on the cutting head) and for the exact cutting of cables, handles with single-dip coating.

10 mm ø or 50 mm²	160	1	12 0332	

Cable shears

Universal cable shears for copper, aluminium and coaxial cables.
This tool is suitable for precision cutting of cables. Additional blade for cutting steel wires, handles with single-dip coating.

12 mm ø	180	1	12 0334	
16 mm ø	220	1	12 0336	

Cable shears

Universal cable shears for copper, aluminium and coaxial cables.
This tool is suitable for precision cutting of cables, one-handed operation even for larger cable diameters thanks to a slot in the riveting area of the shank, handles with single-dip coating.

for cable ø	cross section mm²				
20 mm	95	250	1	12 0338	

Cable shears

With lever transmission and interchangeable cutter heads, PVC-covered tubular steel shanks

for cable ø	cross section mm²				
26 mm	120	600	1	12 0150	

1 2 3 4 5 6 7 8 9 10 11 12 13 14 15 16 17 18 19 20 21 22 23 24 25 26

Cable shears

with interchangeable cutter heads

for cable ø	cross section mm²	Design	Size mm	PU	Article no.
26 mm	120			1	12 0147
42 mm	300			1	12 0151
65 mm	400			1	12 0157

Cable cutter

- With ratchet action
- One-handed operation thanks to optimum lever transmission and step-by-step cutting
- Release possibility in all cutting positions
- All parts made from high-strength special steel
- Cutting edges and stressed parts tempered or hardened, bronzed surface
- Ergonomically shaped soft handles
- For copper and aluminium cables, single and multiple conductor

for cable ø	solid mm²	multi-wire mm²	Design	Size mm	PU	Article no.
32 mm	1 x 150	4 x 35		250	1	12 0180
62 mm	1 x 500	4 x 185		310	1	12 0185

1000 V cable cutter

- With ratchet action
- One-handed operation thanks to optimum lever transmission and step-by-step cutting
- Release possibility in all cutting positions
- All parts made from high-strength special steel
- Cutting edges and stressed parts tempered or hardened, bronzed surface
- With double dip-coated special insulation
- For copper and aluminium cables, single-, multiple- and flexible conductors

for cable ø	solid mm²	multi-wire mm²	Design	Size mm	PU	Article no.
32 mm	1 x 150	4 x 35		250	1	12 0182

Cable cutter

- With ratchet action
- Two-handed operation thanks to optimum lever transmission and step-by-step cutting
- Release possibility in all cutting positions
- All parts made from high-strength special steel
- Cutting edges and stressed parts tempered or hardened, bronzed surface
- Ergonomically shaped soft handles
- For copper and aluminium cables, single and multiple conductor

for cable ø	Design	Size mm	PU	Article no.
100 mm		820	1	12 0172

One-hand ratchet cable cutter

For crush-free cutting of cables with a maximum outside diameter of 45 mm. Suitable for copper and aluminium cables, not suitable for steel wire, steel reinforced cables and hard-drawn copper conductors. Neat cut thanks to sharp, specially hardened blades, effortless one-handed use possible despite compact shape and thanks to ratchet mechanism with needle bearing eccentric transmission and ergonomic handles with narrow opening width. However, the handles are long enough to allow the second hand to be used in support during load peaks. Weight only 980 g. Movable blade, fully swivelling and unlockable in every position, handles locked via rotary knob (lock symbol), easy opening of the cutting blade by means of safety catch lockable in the open position.

Image video
Cable shears

Max. cutting performance		
Cu (copper)	max. ø	45 mm
	Multi-wire	300 mm² / 600 MCM
	Sector-shaped conductor	3 x 70 SM
Al (aluminium)	max. ø	45 mm
	Multi-wire	400 mm² / 800 MCM
	Sector-shaped conductor	4 x 70 SE

	PU	Article no.
	1	12 0168
Replacement pivot blade	1	12 9168

Design	Size mm	VE	Article no.

One-hand ratchet cable cutter

Max. cutting performance

Cu (copper)	max. ø	60 mm
	Multi-wire	400 mm² / 800 MCM
	Sector-shaped conductor	4 x 150 SM
Al (aluminium)	max. ø	60 mm
	Multi-wire	400 mm² / 800 MCM
	Sector-shaped conductor	4 x 185 SE

		1	12 0178

Battery-operated cutting tools

General product features of CIMCO battery-operated hydraulic tools:

- Fast feed thanks to double piston hydraulics (advantage: shortening of cutting time due to fast bridging of the no-load stroke)
- Automatic pressure limit
- Quick stop (advantage: no running-on of the hydraulics - consequently no unwanted damage)
- Motor shutdown and automatic return after completed crimping (advantage: clear indication of the end of crimping process)
- Electronic control and monitoring of the pressing process (advantage: errors minimised through monitoring)
- Manual return
- Multi-function electronics with sleep mode for maintenance display and battery monitoring (advantage: longer service life for all components)
- Mini-USB port enables connection to all common PC systems for the purpose of service and monitoring
- The latest in battery technology! Lithium-ion technology without self-discharge and with low weight!
- Service and monitoring software for all common PC systems

Hydraulic battery-operated cutter up to 45 mm diameter

Suitable for cutting aluminium and copper cables, as well as aluminium-steel cables up to a diameter of 45 mm.
Features: fold-out cutting head, can be rotated through 270°
Scope of delivery: Basic tool in case, charger, 2 rechargeable batteries, analysis software, mini-USB cable
Weight with case 14,500 g, weight without case 6,100 g

Cutting range	Cutting force	Operating pressure		
max. 45 mm ø	60 kN	700 bar (70MPa)	1	10 5706

Hydraulic battery-operated cutter up to 50 mm diameter

Suitable for cutting aluminium and copper cables up to a diameter of 50 mm.
Features: fold-out cutting head, can be rotated through 270°
Scope of delivery: Basic tool in case, charger, 2 rechargeable batteries, analysis software, mini-USB cable
Weight with case 14,050 g, weight without case 5,250 g

Cutting range	Cutting force	Operating pressure		
max. 50 mm ø	60 kN	700 bar (70MPa)	1	10 5708

Hydraulic battery-operated cutter up to 85 mm diameter

Suitable for cutting aluminium and copper cables up to a diameter of 85 mm.
Features: fold-out cutting head, can be rotated through 270°
Scope of delivery: Basic tool in case, battery charger, 2 rechargeable batteries, analysis software, mini-USB cable
Weight with case 15,750 g, weight without case 7,650 g

Cutting range	Cutting force	Operating pressure		
max. 85 mm ø	70 kN	700 bar (70MPa)	1	10 5710

Cable shears

Blades made from 3 mm non-rusting stainless steel, handles made from impact-resistant plastic, hardness HRC 50 to 54, self-locking nut and washer made from VA, safety lock, opens automatically with spring, suitable for left and right-handed use. For cutting cables and conductors up to 10 mm in diameter, insulation, wood, rope and other materials.

165	1	12 0110

	Design	Size mm	PU	Article no.	

Universal shears

Blades made from non-rusting stainless steel, handles made from impact-resistant plastic, hardness HRC 56 to 58, one blade finely serrated, self-locking nut and washer made from VA, safety lock, self-opening with spring, suitable for left and right-handed use, Blade length 42 mm. For cutting wire, cables, sheet metal, paper, cardboard, plastics, wood, leather and other materials.

	145	1	12 0120	
	190	1	12 0122	

Electrician scissors

Blades made from non-rusting VA-vanadium-molybdenum alloy, one blade finely serrated, glass-fibre reinforced impact-resistant 2-component plastic handles, total length 140 mm, blade length 47 mm. For cutting and insulation stripping of conductors and cables up to 22 mm in diameter, for cutting insulation tape, cable ties and other materials.

	140	1	12 0130	

Electrician scissors with holster

- Ergonomic two-component handle with glass fibre reinforcement
- Blades made of stainless steel HRC 56 AISI 420, 4 mm with serrated edge
- Length 155 mm, with 26 mm blades
- For cutting and stripping insulation from cables with diameters of up to 16 mm (50 mm²)
- Plastic holster for easy attachment to a belt or bag
- Weight of shears: 87 g
- Holster weight: 16 g
- Sheath length: 133 mm

		1	12 0126	

Electrician scissors

- Handle made of two-component material with fibreglass reinforcement; joint reinforced to avoid loosening
- Blades made of stainless steel 52/54 HRC, 3 mm with serrated edge
- Length 145 mm, with a blade length of 35 mm
- For cutting and stripping insulation from cables with a diameter of up to 8 mm (25 mm²)
- Weight: 80 g

		1	12 0132	

Ergonomic electrician scissors

- Grip with innovative design to reduce cutting forces, two-component material with fibreglass reinforcement
- Blades made of stainless steel 52/54 HRC, 3 mm with micro-serrated edge
- Length 155 mm, with a blade length of 40 mm
- Weight: 61 g

		1	12 0134	

Electrician scissors with crimp insert

- Hand grip made of two-component material with fibreglass reinforcement; all-round coating prevents slipping during the cutting process
- Reinforced joint; prevents loosening of the joint
- Blades made of stainless steel 52/54 HRC, 3 mm with serrated edge
- Length 162 mm, with a blade length of 42 mm
- For cutting and stripping insulation from cables with a diameter of up to 8 mm (25 mm²) with the straight edge and a cross section of up to 70 mm² (fine wire) with the round edge
- Crimp insert for wire end ferrules for cross sections of 1 to 6 mm²; Crimp insert made of stainless steel
- Weight: 100 g

		1	12 0144	

Design	Size mm	VE	Article no.

Telephone scissors
with wire cutter, bright nickel plated

with smooth cutting edge	130	1	12 0220
with serrated cutting edge	130	1	12 0222

Crown scissors
Bright nickel plated, with serrated cutting edge, for the thinnest wires

	115	12	12 0230

Universal shears (paper, wallpaper and household scissors)
Stainless steel blades, ergonomically shaped handles in modern 2-component technology with soft rubber insert

	220	1	12 0128

Multi-purpose shears for plastics
Practical set, consisting of quality shears and 5 interchangeable cutting inserts, in impact-proof, handy plastic case, essential for almost all craft work in electrical and sanitary installation. Not suitable for cutting halogen-free materials.

Contents: Multi-purpose shears for quick, non-crushing cutting work on plastic, rubber and wooden parts and on ribbon cables (except hard metals), solid precision cutting blade (cutting length 57 mm) made of case-hardened tool steel (> 52 HRC), can be sharpened, special cutting geometry for very light cut, eccentrically placed pivot point for oblique shearing makes tedious deburring superfluous, with opening spring and locking device, ergonomically shaped plastic handles with anti-slip protection. 5 different cutting inserts in lightweight metal, can be changed in seconds: **flat-straight insert** (pre-mounted in the shears) for general cutting work on flat materials such as plastic profiles, ribbon cables, cable ducts, skirting boards etc., **mitre insert** with try square and markings for angle cuts at 45° - 60° - 75° - 90° - 105° - 120°, **profile insert at 90°** for cutting box profiles up to 25 x 45 mm, e.g. small cable and cable routing ducts, and also for hard or thick-walled plastic tubes and hoses up to 25 mm diameter, **round profile insert 16 / 19** mm each with one round guide 16 mm ($^5/_8$")- and one 19 mm ($^3/_4$") diameter respectively, plus round profile insert 25 mm with a **round guide 25 mm** (1") diameter, ideal for burr-free cutting of flexible and hard plastic tubes and hoses. Not suitable for halogen-free materials.

		1	12 0210

Replacement parts:

Flat-straight		1	12 0211
Mitre insert		1	12 0212
Round profile 16/19 mm ø		1	12 0213
Round profile 25 mm ø		1	12 0214
Profile insert 90°		1	12 0215
Replacement blade		1	12 0216

Multi-purpose shears for plastic pipes and hoses
Shears as CIMCO article no. 12 0210, with pre-mounted cutting insert CIMCO article no. 12 0213, for cutting round profiles with a diameter of 16 mm ($^5/_8$") and 19 mm ($^3/_4$"), in particular hard and flexible plastic tubes (corrugated tubes).

		1	12 0290

Plastic shears with adjustable stop
Shears as in the set (CIMCO article no. 12 0210), but with adjustable stop angle for convenient mitre cuts, locking positions at 45°, 60°, 75°, 90°, 105°, 120° and 135°, 2-component handles.

		1	12 0208
Replacement blade		1	12 0216

climco
12 2027

WIRE STRIPPING TOOLS

The CIMCO inside-socket sheath stripper wand is perfectly suited for working in device sockets and junction boxes.

The ergonomic, anti-slip 2-component handle zone provides a secure hold. The four-blade layout reduces the force required and increases precision.

The tool length selected to suit deep device sockets offers the user particular convenience: Working in front of the device socket is easy and the cable can be stripped without any problems.



Fingers are kept well away from the sharp edges of the socket opening...

...and the handle zone with soft components allows enough force to be transferred to the tip of the tool.

	Design	Size mm	PU	Article no.	

Description of the symbols

Cable symbols with the respective main fields of application are assigned to the wire stripping tools. The field of application can by all means include multiple cable and line types; in order to facilitate selection, however, only the respective main application is identified.



AS interface cable



Cat data line

Coaxial cable for audio, video and TV connection (antenna line), coaxial cable for networking



Data lines; network cables; sensor and actuator lines; shielded and unshielded

Flat cable with several conductors for fixed installation e.g. NYIF-J



Single conductor



Solid single conductor



Lines for fixed installation; lines with multiple conductors for fixed laying; flexible cable; moisture-proof cable e.g. NYM, NYY, NHXMH halogen-free

Solar, power lines

Connection and control lines, e.g. Ölflex®

Section 1 – Manual cable sheath strippers / insulation strippers

Insulation stripping tools with which the process of cutting and splitting the insulation is primarily performed manually.

1.1 Universal application: Single conductors, installation cables, underground cables

Universal cable sheath cutter

for removing all insulation layers from cables from 25 mm ø, e.g., lead sheath, rubber, PE and PVC adjustable cutting depth of 0.5 – 5 mm, suitable for longitudinal and round cuts, interchangeable blade

> 25 mm ø		1	12 0002	
Replacement blade		1	12 0003	

KABIFIX cable sheath stripper

for longitudinal and round cuts. Suitable for slitting and stripping cables from 6 to 28 ø, also for cutting PVC pipes, interchangeable blade

6 – 28 mm ø		1	12 0030	
Replacement blade		1	12 0032	

KAIMAN cable sheath stripper

specially designed for moisture-proof cable to 7 x 1.5 mm2 or 5 x 2.5 mm², extremely well suited for work in switch and junction boxes. Robust, hard chrome-plated design with anti-slip protection and interchangeable blade; adjusting screw enables continuously adjustable cutting depth.

Insulation stripping of longer sheath sections can be carried out by leading the conductor through the hole in the handle area. With rotational direction marking for cable round cut.

6 – 13 mm Ø		1	10 0765	
Replacement blade		1	10 0766	

ROTAX 29 cable sheath stripper

professional cable sheath stripper for round cut, longitudinal cut, and spiral cut; for cable from 4.5 to 29 mm diameter. Due to the unique spiral cut, even difficult to process insulation types (e.g., rubber, butyl) can be easily removed. Adjustable cutting depth, especially stable plastic housing and extra sharp, interchangeable blade.

4.5 – 29 mm Ø	140	1	12 0036	
Replacement blade		1	12 0038	

Design	Size mm	PU	Article no.	

MULTISTRIPPER cable sheath stripper

for processing all round cables from 8 to 13 mm ø.
Sheath stripping: round and longitudinal cut, as well as flush stripping in difficult to reach places such as ceiling and wall areas, in distributors and junction boxes.
Insulation stripping: flexible and solid conductors 0.5 – 0.75 – 1.5 – 2.5 – 4 – 6 mm²
Cutting: solid conductors to 4 mm², flexible conductors to 6 mm²

8 – 13 mm Ø		1	12 0021	

JOKARI original Inside-socket sheath stripper wand

NEW

for all common cables of 8 – 13 mm ø.
- Titanium nitride coated blades guarantee the longest possible service life and extremely goods sliding properties
- Secure hold thanks to ergonomic, anti-slip 2-component handle zone
- Four-blade layout reduces force required and increases precision
- Inscription panel makes it easier to personalise the sheath stripper
- Length scale
- TÜV/GS tested

8 – 13 mm Ø		1	12 2027	

JOKARI original Super sheath stripper

With round and longitudinal cutter, insulation stripping mechanism and foldaway additional blade
Sheath stripping: cable of 8 – 13 mm ø, e.g.: 7 x 1.5 mm² or 5 x 2.5 mm²
Insulation stripping: 0.2 – 0.3 – 0.8 – 1.5 – 2.5 – 4 mm²

TiN

8 – 13 mm Ø		1	12 0025	

JOKARI original Universal cable sheath stripper

for all common cables of 8 – 13 mm ø.
Especially suitable for work in places that are difficult to access

TiN

8 – 13 mm Ø		1	12 0028	

JOKARI original Sheath stripper for flat cables

for all common flat and oval cables up to a width of 12 mm, insulation stripping for conductors and flexible stranded wires 0.75 – 1.5 – 2.5 mm²

max. 12 mm		1	12 0029	

JOKARI original All-rounder cable sheath stripper

for all common round cables incl. cables for fixed installation, moisture-proof, industrial, energy, telephone, solar, sensor, YMzK, halogen-free, data, coax, Cat (5,6,7), RG58/59, video cable as well as ribbon cable for installations. An insulation stripper for stripping the sheath off ribbon and round cables, for DIY, trade or industrial applications. Area to be stripped: common round cables with a PVC sheath, rubber,or hard plastic sheath 4 - 15 mm Ø such as NYM 3 x 1.5 mm² or 5 x 2.5 mm², installation ribbon cable up to 15 mm width, flexible conductors 1.5 – 50 mm². Long stretches of cable can be stripped using a longitudinal cut. Repositionable length stop for left and right handed people with a parking position for free conductor bypass for any length of stripping, structured, anti-slip surfaces, TÜV/GS certified. Stripping a cable with varying wall thickness of the sheath makes it difficult for any user not to damage the inner conductors because the cut depth of the blade and the contact pressure of the hand cannot be precisely controlled.

4 – 15 mm Ø	130	1	12 0009	

JOKARI original Cable sheath stripper Uni-Plus

for sheath stripping round cables between 8 – 13 mm ø, insulation stripping various types of cable, e.g. NYM 3 x 1.5 mm² to 5 x 2.5 mm², it is not necessary to adjust the blade to the cutting depth, housing made of high quality, wear-resistant polyamide, with insulation stripping device for conductors and stranded wires 1.5 mm² and 2.5 mm², with two-way length stop (ideal for right and left-handed people), with attachment device at the end of the handle, TÜV / GS certified

8 – 13 mm Ø	130	1	12 0005	

	Design	Size mm	PU	Article no.

JOKARI original Locator box for 12 0009 and 12 0005

with the locator system, the user can equip their Allrounder sheath stripper CIMCO article no. 12 0009 or also UNI-Plus CIMCO article no. 12 0005 with a force and height limiter (locator). After defining the blade spacing by precisely setting the locator to the wall thickness of the cable, the depth at which the blade can penetrate the cable sheath is limited. This significantly speeds up insulation stripping on type of cable which appear frequently. By adjusting the locator, the blade spacing on the Allrounder sheath stripper can be precisely set from 4.0 to 11.9 mm diameter. The locator box can easily be stored in the tool handle and equipped with an Allen key as an accessory. The different colours of the locators provide the option to reserve set locators for selected types of cable which appear frequently. The locator system allows cut injuries caused by sharp blades to be avoided and allows a specified level of process safety to be attained in cable processing.

			1	12 9009

DUOSTRIPPER wire stripping tool

Sheath and insulation stripping with one tool.
Sheath stripping: for all common round cables of 4 – 28 mm ø.
Insulation stripping: automatic adjustment to conductor cross sections of 0.5 – 6 mm²

4 – 28 mm Ø			1	12 0048

Varnish stripper

for wires of ø mm

0.5	(AWG 24)	125	1	10 0710
0.6	(AWG 22)	125	1	10 0712

1.2 Application for coaxial cables

JOKARI original Cable sheath stripper COAXI

TiN

for all common cables of 4.8 – 7.5 mm ø,
especially suited for coaxial cable (antenna cable), incl. Socket wrench SW 11 (CIMCO-Article no. 12 2127)

4.8 – 7.5 mm Ø			1	12 0027

with length scaling

4.8 – 7.5 mm Ø			1	12 1027

NEW

JOKARI original Nut driver size 11 - accessory

made of highly rigid fibre glass reinforced plastic, to fasten F-connectors (HEX 11), for retrofitting the cable sheath stripper COAXI (CIMCO-Article no. 12 0027)

			1	12 2127

ECONOMY coaxial cable stripping tool

for coaxial cable, esp. RG 58, RG 59, RG 62, RG 6; adjustable blade cutting depth, 3 interchangeable blades, select from cutting distances of 8 mm, 6 mm and 4 mm

		110	1	12 0098

CUT AND STRIP cable sheath stripper

incremental trimming and stripping of sheaths and insulation of all common coaxial cables as well as of many flexible cables, integrated cable cutter up to 6 mm², for all common cables 4.8 – 7.5 mm ø

4.8 – 7.5 mm Ø			1	12 0026

1.3 Application for network cables / fibre optic cables

JOKARI original PC-STRIP insulation stripper

TiN

Special wire stripping tool for data and control lines, communication lines, system cables, etc.
Sheath stripping: cable of 5 - 13 mm ø
Insulation stripping: conductors of 0.2 - 4.0 mm² or AWG 26 - 11

5 – 13 mm Ø			1	12 0034

Design	Size mm	PU	Article no.

»JOKARI® original PC-CAT insulation stripper

Special wire stripping tool for PVC-insulated data communication and control lines (e.g., CAT 5, CAT 6 or CAT 7 cable, twisted pair cable), sheath stripping for cables 4.5 to 10 mm ø and 0.2, 0.3 and 0.8 mm²

4.5 – 10 mm Ø		1	12 0017

for PVC-insulated data cables (e.g., CAT 5, CAT 6 or CAT 7 cable, twisted pair cable) with a ø of 4.5 to 10 mm. It is not necessary to adjust the cutting depth to the respective diameter as the special blade position perfectly strips the outer insulation and the metal foil shield can then also be scored and removed. The insulation stripping blades are equipped with a premium titanium nitrate coating for precise cuts. TÜV/GS-tested.

4.5 – 10 mm Ø		1	12 0015

»JOKARI® original Sheath strippers for power and safety cables

for all common short-circuit-proof and short-to-ground-proof, flame-resistant, halogen-free lines (NSGAFÖU, VER H07RN-F, ignition cable), no cutting depth adjustment required, with integrated length stop

for conductor cross sect.	length stop			
1.5 mm²	8 mm		1	12 0022
2.5 mm² to 6 mm²	10 mm		1	12 0023
10 mm² to 16 mm²	12 mm		1	12 0024

»JOKARI® original Sheath stripper and stripping tool for rubberised AS-interface cable

for quick and precise sheath and insulation stripping from two-conductor actuator sensor interface (AS-i) cable with rubberised profiled outer insulation up to a width of 12 mm. The cutting blades are designed for the special cable shape. No adjustment of the cutting depth required, individual blades on the side for stripping the insulation from both internal conductors (1.5 mm²).

	125	1	12 0019

»JOKARI® original CAN-STRIP cable sheath stripper

Sheath stripper for Data Bus Twisted Pair cables and WF cables.
Working range 3.3 to 3.6 mm ø.

3.3 – 3.6 mm Ø	100	1	12 0007

Universal insulation stripper DATA STRIP for data cable

for trimming and stripping sheaths and insulation from round and flat cables, shielded and unshielded cables, adjustable cutting depth, 3 interchangeable blades, for cables from 2 to 10 mm ø

2 – 10 mm ø	110	1	12 0092

LWL wire stripper

Precision insulation stripper with 3 stripping stations for primary coating, secondary coating and outer sheath of fibre optic cables; pre-set cutting depth, is however continuously adjustable, locking mechanism, ergonomic 2-component handles

		1	12 1104

1.4 Multiple application, also for crimping wire end ferrules

DUOCRIMP multi-function tool

for cutting off and stripping insulation from conductors and stranded wires, as well as for crimping non-insulated and insulated wire end ferrules.

Working range of diagonal pliers	flexible	up to 6 mm²
	solid	up to 4 mm²
Working range insulation stripper		up to 6 mm²
Crimping areas		0.5 – 2.5 mm²
		4 – 6 mm²

	160	1	10 0720

1 2 3 4 5 6 7 8 9 10 11 12 13 14 15 16 17 18 19 20 21 22 23 24 25 26

	Design	Size mm	PU	Article no.

Chapter 2 - Automatic wire strippers

Insulation stripping tools where the process of stripping and removing the insulation is primarily performed automatically by the mechanical function of the tool.

2.1 Universal application: Single conductors, installation cables, underground cables

POWER STRIP

wire stripper that automatically adjusts itself to the conductor cross section, suitable for several common cables. Also suitable for problematic insulation, such as silicone insulation or outer sheaths made of PVC or flexible rubber cable (e.g. 3 x 0.75 mm²). Optical length measurement 8 mm to 24 mm or $^{5}/_{16}$" to 1" for continuously consistent stripping lengths for volume work with wire end ferrules and cable lugs. Optimal force transmission and a window to push the cable through provide up to 20 cm of insulation stripping depending on the cable type. The special sensor system adjusts itself automatically to the respective conductor cross section and protects the interior conductors from damage. A fine 5-fold pressure setting to various cable types and diameters is possible. With integrated, easily accessible diagonal pliers for flexible and solid copper conductors of up to 3 mm ø. Ergonomic pistol grip for fatigue-free work, weight only 200 g.
Designed for round cable of 0.5 to 16 mm² (AWG 20 to AWG 6)

0.5 – 16 mm²		170	1	10 0770
Replacement blade			1	10 0773

Designed for 2 and 3-conductor flat cable from 0.75 to 2.5 mm² and maximum widths up to 12 mm

max. 12 mm		170	1	10 0771
Replacement blade			1	10 0772

MAXIM 6 automatic wire stripper

for finely wired and solid conductors with PVC insulation. For round, oval and flat cables of 0.2 - 6 mm². Stripping length with stop can be set from 4 to 18 mm for volume work. No damage to the conductors due to special, self-adjusting, interchangeable segmented blades. Automatic opening of the gripping device after insulation stripping. Integrated high-performance wire cutter. Especially ergonomic, energy-saving design. Weight 198 g

0.2 – 6 mm²			1	10 0736
Replacement blade			1	10 0737

»JOKARI original EASYSTRIP wire stripper

Automatic stripping tool for Al and Cu wires of 0.5 – 6 mm² (AWG 20 to AWG 10), integrated diagonal pliers for Cu wires to 2.8 mm ø, especially light and ergonomic. Weight 160 g.

0.5 – 6 mm²		180	1	10 0755

Automatic wire stripper

for flexible stranded wires and solid conductors of 0.08 - 6 mm². Automatic adjustment. Adjustable stripping length from 4 – 18 mm. With wire cutter

0.08 – 6 mm²			1	10 0730
Replacement blade			1	10 0731

MINIM automatic wire stripper

for solid and flexible conductors and stranded wires with PVC insulation, working range 0.08 – 2.5 mm², automatic setting to conductor cross-section, interchangeable blade, adjustable length stop for stripping length from 3 to 15 mm, integrated wire cutter (solid up to 1.5 mm², flexible up to 2.5 mm²), particularly ergonomic "Pistols" design, weight 260 g.

0.08 – 2.5 mm²			1	10 0738
Replacement blade			1	10 0739

Automatic wire stripper

for flexible stranded wires and solid conductors of 0.08 to 1 mm². Automatic adjustment. Adjustable stripping length from 2.5 - 7 mm. With wire cutter

0.08 – 1 mm²		135	1	10 0732
Replacement blade			1	10 0733

Design	Size mm	PU	Article no.

»JOKARI® original Automatic wire stripper

wire stripper that automatically adjusts itself to the conductor cross section, for solid and flexible conductors and stranded wires from 0.2 mm² to 6 mm² (AWG 24 to AWG 10), suitable for standard insulation (e.g. of PVC), integrated wire cutter for copper and aluminium wires up to 2.5 mm², with adjustable length stop from 6 to 18 mm for volume work, especially ergonomic due to handy pistol shape, handle with soft plastic insert.
Interchangeable blade weight 150 g

0.2 – 6 mm²		1	10 0775
Replacement blade		1	10 0777

»JOKARI® original SUPER 4 PLUS wire stripper

for flexible stranded wires and solid conductors, suitable for almost all insulation types. In an ergonomic pistol shape with adjustable length stop of 6.0 to 15.0 mm. Automatic adjustment to cross sections of 0.2 mm to 6.0 mm using a special sensor system. Stable, easily accessible side cutter for wires to 2.5 mm².

0.2 – 6 mm²	160	1	10 0780
Replacement blade		1	10 0764

Automatic wire stripper SAFETY-STRIP

for flexible stranded wires and solid conductors of 0.2 to 6 mm², with protective insulation up to 1000 volts, tested according to DIN EN 60 900, automatic adjustment to the conductor cross section, integrated length stop and closer for transport and storage

⚠ 1000 V 0.2 – 6 mm²		1	10 0762

»JOKARI® original MAXISTRIP wire stripper

for quick and problem-free insulation stripping of flexible stranded wires and solid conductors of 6 - 16 mm².
Automatic adjustment to conductor cross section, damage to conductor is eliminated.
With optical length stop 15 - 18 - 20 mm. Weight 120 g.

6 – 16 mm²	180	1	10 0744
Replacement blade		1	10 0745

»JOKARI® original Ribbon cable pliers

automatic wire stripper suitable for PVC insulated ribbon cable up to a max. width of 12 mm and 0.75 x 2.5 mm², cross-section, optical length stop up to 20 mm, not necessary to adjust the pliers, length to be stripped can be freely selected.

max. 12 mm		1	10 0724
Replacement blade		1	10 0726

2.2 Application for sensor lines

»JOKARI® original SENSOR SPEZIAL automatic wire stripper

wire stripper developed especially for halogen-free PUR and PVC cables, removes the outer sheath without damaging the inner conductors or the braid. Due to the absence of a length stop, cables can be stripped to any desired length. Automatic adjustment and special blade geometry ensure secure insulation stripping for the following cable types:
Halogen-free sensor/actuator cables with PUR or PVC outer sheath, 3 to 8-conductor cable construction, shielded or unshielded (e.g. 3 x 0.34 mm² unshielded to 8 x 0.25 mm² shielded), round cable ø: 4.4 to 7 mm.

4.4 – 7 mm ø	165	1	10 0746
Replacement blade		1	10 0743

»JOKARI® original SENSOR MINI wire stripper

designed for processing sensor cables with a new type of blade, precise distance of PVC- / PUR- cable sheaths from 3.2 mm Ø upwards without damaging the conductors or the braid.
The sensor system for the pliers automatically adjusts to the various cable diameters. Stripping the insulation off cables, e.g. to connect sensor / actuator distributor boxes, bus couplers, and plug connectors is quick and easy to do. Suitable for: PUR halogen-free sensor / actuator cables, highly flexible TPE-U cables, PUR cables, PUR / PVC cables, PVC cables, multi-core cable constructions as well as shielded and unshielded cables, round cables 3.2 - 4.4 mm ø. Weight: 126 g

3.2 – 4.4 mm ø	165	1	10 0747
Replacement blade		1	10 0753

1 2 3 4 5 6 7 8 9 10 11 12 13 14 15 16 17 18 19 20 21 22 23 24 25 26

	Design	Size mm	PU	Article no.

2.3 Application for problematic insulations, such as rubber, silicone, TPE, Teflon, etc.

JOKARI original HIGHSTRIP wire stripper

for quick and absolutely precise stripping of even problematic insulation stripping, such as Teflon, PVC, rubber, TPE, silicone, THHN, THWN, PMMA, fibre optic cables with PE sheath, e.g., 0.5 – 0.75 – 1.5 – 2.5 – 4 mm2.
Damage to the conductor or stranded wires is eliminated, weight 100 g.

0.5 – 4 mm²	160	1	10 0740
Replacement blade		1	10 0741

2.4 Application for solar lines

Automatic wire stripper

for all common solar cables of 1.5 mm² to 6 mm² that are used in the photovoltaic sector. Due to the precise, fine, 5-fold adjustment, stripping even the multi-layered insulation of solar cables is no problem. Optical length measurement of 8 to 24 mm, 5/16" to 1" for continuously consistent stripping lengths. With integrated, easily accessible diagonal pliers for cable of up to 3 mm ø. Ergonomic pistol grip for fatigue-free work. Weight 240 g

1.5 – 6 mm²		1	10 0774
Replacement blade		1	10 0779

2.5 Application for AS-interface cables

JOKARI original Sheath strippers for AS-interface cable with TPE or PUR insulation

for quick and precise sheath stripping from two-conductor actuator sensor interface (AS-i) cable with profiled outer insulation made of TPE (thermoplastic elastomer) or PUR (polyurethane) up to a width of 12 mm. Special blade contour that adjusts to the cable profile, no cutting depth adjustment required, not possible to damage inner conductors. Fibre glass reinforced tool body, interchangeable blade, specially ground and hardened, weight only 120 g

	160	1	10 0748
Replacement blade		1	10 0749

2.6 Application for cable sheath sections

JOKARI original OUTLET SPECIAL wire stripper

suited for round cables (e.g., NYM 3 x 1.5 mm², 3 x 2.5 mm², 5 x 1.5 mm²) or shielded lines. Particularly suitable for use in confined working conditions. A 55 or 20 mm wide cable opening is created at any point in the cable in three steps; cutting depth 1.2 mm. Compatible with OBO cable laying system.

longitudinal cut

Round cut to the left and right of the longitudinal cut through 1/4 rotational movement of pliers

up to 55 mm	175	1	10 0752
up to 20 mm	175	1	10 0751

Image video
Insulation stripping in new dimensions

Design	Size mm	PU	Article no.		

2.7 Multiple application, also for crimping wire end ferrules

JOKARI original QUADRO wire stripper - The pliers with 4 functions

for efficient and precise processing of insulated wire end ferrules in strip form from 0.5 – 2.5 mm²

Functions:

1. **Cutting**
   for wires and stranded wires up to 2.5 mm²
2. **Insulation stripping**
   working range 0.5 - 2.5 mm²
3. **Twisting**
   no fanning out of the wires means safe feed-in of the conductor into the wire end ferrule.
4. **Crimping**
   flawless crimping of 0.5 - 2.5 mm² by appropriate trapezoidal crimping.

QUADRO case complete		1	10 0728	
QUADRO changer magazine		1	10 0727	
QUADRO pliers with storage	180	1	10 0725	

For strip goods, see page 307 in chapter 21.

Chapter 3 - Precision insulation stripper

Stripping tools which are primarily operated mechanically and are suitable for small and miniature cable and line dimensions thanks to pre-defined grids.

3.1 Range with adjustable working range

JOKARI original Precision insulation stripper PWS-PLUS

ideal for applications in electronics, computer technology, telecommunications, data communications, model building, etc. Adjustable stripping range from 0.25 to 1.00 mm ø, adjustable length stop up to 15 mm and cutting mechanism for wires up to 0.8 mm ø. Especially suitable for stripping conductors with outer insulation of PVC, Teflon®, KYNAR®, TEFZEL® and MYLAR®.

	Working range	AWG			
grey push button	0.12 – 0.4 mm Ø	36 – 26	1	12 0097	
red push button	0.25 – 0.80 mm Ø	30 – 20	1	12 0033	
blue push button	0.30 – 1.00 mm Ø	28 – 18	1	12 0031	
Replacement blade			1	12 0099	

3.2 Range with fixed working range

JOKARI original SWS-PLUS mini-precision insulation stripper

lightweight and convenient mini-precision stripping tool for stripping the sheath off conductors and stranded wires. Suitable for conductors with outer insulation of PVC, Teflon®, KYNAR®, TEFZEL®, and MYLAR®. For applications in electronics, computer and networking technology, alarm and bell systems, wire wrapping, telecommunications, data communication, model construction. Particularly helpful for assembly workstations as the working range can be precisely set firmly at a particular cable diameter avoiding any damage to the corresponding workpieces.

mm ø	AWG			
0.12	36	1	12 0091	
0.16	34	1	12 0093	
0.20	32	1	12 0095	
0.25	30	1	12 0083	
0.30	28	1	12 0084	
0.40	26	1	12 0085	
0.50	24	1	12 0086	
0.60	22	1	12 0087	
0.80	20	1	12 0088	
1.00	18	1	12 0089	

1 2 3 4 5 6 7 8 9 10 11 12 13 14 15 16 17 18 19 20 21 22 23 24 25 26

	Design	Size mm	PU	Article no.	

3.3 ESD range (electrostatic discharges)

JOKARI original ESD-PLUS mini-precision insulation stripper

lightweight and convenient mini-precision stripping tool for stripping the sheath off conductors and stranded wires. Tool housing made of electrostatically discharging material. Especially suitable for conductors with outer insulation of PVC, Teflon®, KYNAR®, TEFZEL® and MYLAR®. For applications where electrostatic discharge could damage the components.

mm ø	AWG			
0.12 - 0.40	36 - 26	1	12 0035	
0.25 - 0.80	30 - 20	1	12 0037	
0.30 - 1.00	28 - 18	1	12 0039	

Chapter 4 - Cable stripping knife

Cable stripping knife with one or more functions.

Automatic cable stripping knife

Cable stripping knife, time-tested through millions of uses, for round and longitudinal cuts, individually screw-adjustable cutting depth that eliminates damage to the inner conductors. Handle shells of wear-resistant polyamide. Both the tips of the inner cable stripping knives and the cutting edges of the attached clamping blades are coated with titanium nitrite. At approx 500 °C, the cutting blade is vapour coated with titanium nitrite in a vacuum chamber according to the PVD process. Excellent gliding qualities and high resistance to wear and abrasion are achieved through the reduced surface area structure and the extremely high level of hardness.
TiN-coated blades can be used with significantly higher durability and cutting performance.

Product video
Cable stripping knife

JOKARI original Cable stripping knife

Design with changeable blades and TiN-coated safety blade. Two-component tool with improved ergonomics for better control during the stripping process and safe operation.
Blade system very easy to exchange without using tools; blade size as delivered for cable diameter 8 – 28 mm.
Adjustable and scalable inner blade for longitudinal and round cut.
Protected hooked blade with adjustable depth; automatic protection mechanism in order to avoid unintentional slipping and cut injuries.

TiN

8 – 28 mm ø		1	12 2016	

Exchangeable hook blades for 12 2016

4 – 16 mm ø		1	12 2020	
8 – 28 mm ø		1	12 2021	
27 – 35 mm ø		1	12 2022	
35 – 50 mm ø		1	12 2023	
50 – 70 mm ø		1	12 2024	

Replacement parts

Hook blade, TiN-coated		1	12 2025	

TiN

Replacement blade (inner blade)

for all automatic cable stripping knives

		1	12 0020	

JOKARI original Cable stripping knife

Two-component tool with non-slip, soft grip insert and thumb grip for optimal handling.

TiN

with hooked blade

8 – 28 mm ø		1	12 0010	

with straight blade

8 – 28 mm ø		1	12 0011	

Design	Size mm	PU	Article no.

»JOKARI® original Cable stripping knife without blade

TiN

for slitting open and stripping sheaths from moisture-proof cables, 2-component tool with non-slip, soft grip insert and thumb grip for optimal hold.

4 – 16 mm ø		1	12 0012
8 – 28 mm ø		1	12 0014
28 - 35 mm ø		1	12 0016
35 - 50 mm ø		1	12 0018
50 - 70 mm ø		1	12 0013

»JOKARI® original Cable stripping knife

TiN

Standard design with enlarged adjusting screw.
with hooked blade

8 - 28 mm ø		1	12 1010

with straight blade

8 - 28 mm ø		1	12 1011

»JOKARI® original Cable stripping knife without blade

Standard design with enlarged adjusting screw. for slitting open and stripping sheaths from moisture-proof cables.

4 – 16 mm ø		1	12 1012
8 – 28 mm ø		1	12 1014

»JOKARI® original Cable stripping knife without blade

TiN

fully insulated, all individual parts except for inner knife made of plastic,
for stripping sheaths from all conventional cables, with enlarged adjusting screw.

8 – 28 mm ø		1	12 0008

Protective cap

Replacement protective cap for all automatic cable stripping knives with a blade.

		1	12 1020

SAFETY STRIPPER automatic cable stripping knife

Cable stripping knife with self-rotating blade for round and longitudinal cuts,
for cable from 4 to 28 mm ø ($^5/_{32}$" to 1 $^1/_8$"). An adjustment screw enables the cutting depth to be individually adjusted. Handle shells of wear resistant, fibre glass reinforced polyamide. Hooked blade foldaway and lockable.

4 – 28 mm ø		1	12 0006

SAFETY STRIPPER PLUS automatic cable stripping knife

Cable stripping knife with self-rotating blade for round and longitudinal cuts, for cable from 4 to 28 mm ø ($^5/_{32}$" to 1 $^1/_8$"). An adjustment screw enables the cutting depth to be individually adjusted. Handle shells of wear resistant, fibre glass reinforced polyamide. Insulation stripping (0.5 – 0.8 – 1.5 – 2.5 – 4.0 – 6.0 mm^2) via folding mechanism on handle end.

4 – 28 mm ø		1	12 0004

1 2 3 4 5 6 7 8 9 10 11 12 13 14 15 16 17 18 19 20 21 22 23 24 25 26

	Design	Size mm	PU	Article no.

Cable stripping knife - shears set, 2 piece

Cable stripping knife

Blade design with reinforced blade back and lightly serrated front cutting edge. The additional cutting edge in the front area of the main cutting edge, together with the metal guide shoe on the blade guard, allows you to make secure longitudinal cable cuts. The foldaway blade guard with integrated stripper for cable of 0.5 – 6 mm² (AWG 20 – 10) can also be used as counter pressure on the cable for round cuts to a diameter of 50 mm. Total length 170 mm, blade length 45 mm.

Electrician scissors

one-sided micro-serrated cutting edge, fibre glass reinforced, impact-resistant, 2-component plastic handle, total length 140 mm, cutting edge length 47 mm. For cutting and stripping insulation from conductors and cables to a diameter of 22 mm, for cutting insulating tape, cable ties and other materials.

Tool holder

light plastic holder for knives and shears with belt receiver. The knife can also be secured by means of a locking mechanism

2 piece		180	1	12 0218

1000 V Safety cable stripping knife

with insulated blade back and blade guard that folds away into the shaft, interchangeable blade

Blade length 50 mm			1	12 0064
Interchangeable blade			1	12 0066

1000 V Safety cable stripping knife

Cable stripping knife especially suitable for working with insulation on large cables, with strong, straight blade of stainless steel, blade length approx. 50 mm. 1000 volt insulating handle with large anti-slip protection in modern 2-component technology (polypropylene with soft rubber insert) for working comfortably and securely even in wet, cold or hot conditions. With blade protection cover.

			1	12 1042

1000 V Cable stripping knife

with hooked blade and shuttle

Blade length 40 mm			1	12 0046

1000 V Cable stripping knife

with strong, straight blade

Blade length 50 mm			1	12 0042

1000 V Cable stripping knife

with straight blade and insulated blade back

Blade length 50 mm			1	12 0043

1000 V Stripping knife

with hooked cutting edge

Blade length 35 mm			1	12 0044

1000 V Cable paper knife

with especially sharp blade

Blade length 50 mm			1	12 0045

Design	Size mm	PU	Article no.

Cable stripping knife

Haft of a single piece, impact-resistant plastic. Blade with round and triangular scraper

1 piece		1	12 0050

with wooden shells, blade with scraper

1 piece		1	12 0052

with wooden shells, blade, and reamer

2 piece		1	12 0054

with wooden shells, blade, reamer, and screwdriver

3 piece		1	12 0056

with plastic shell, 2 blades, reamer and screwdriver

4 piece		1	12 0058

Cable stripping or lead knife

with wooden haft and fixed blade

1 piece		1	12 0060

Safety knife

made of die cast zinc, for trapezoidal blades 60 x 19 x 65 mm, blade can be changed without tools (interlock system), with blade storage

	175	1	12 0062
Replacement blades for 12 0062		10	12 0063

Universal knife

made of die cast zinc, stainless steel blade guide, blade feeder with locking system with rubber insert

18 mm	170	1	12 0078
Replacement blade for 12 0078		10	12 0079

lightweight plastic design, with adjustable foldaway blade (breakaway blade, 9 mm)

ECONOMY	135	1	12 0080
2-component, professional design	135	1	12 0081
Replacement blades for 12 0080 / 12 0081		1	12 0082

Cutter knife

particularly sharp and low-wear cutter knife, specially coated blades.
Ergonomic 2-component handle with soft plastic, blade advance with automatic lock, 2 additional blade strips in the handle

		1	12 0900

REPLACE
cimco

SAWS, PIPE CUTTERS

With the handy pistol shape of the SUPER pipe cutter, pipes which are already laid can be easily shortened. With minimum force, the...

...versatile blade is guided through the material to be cut. It provides precise right angle cuts without burrs or deformation.

The patented and particularly high performance pipe cutter with ratchet mechanism means it is no longer necessary to completely rotate the pipe to be cut.

The innovative metal saw bow with 2-component plastic handle is made in ultra-lightweight design and...

...provides space for a number of replacement saw blades in the metal frame.

PUK pocket saws Vario

innovative small saw bow of 10 x 5 mm flat steel, high-gloss zinc plating, with ergonomic, glass fibre reinforced plastic handle, blade tension via embedded knurled screw. 65 mm high sawing space. In two different lengths, each with universal saw blade.

Design		Size mm	PU	Article no.
Vario 150	Weight 165 g	260	1	12 0515
Vario 200	Weight 177 g	310	1	12 0520

PUK pocket saws

Span width 150 mm, with metal cutting saw blade

with adjustable polished wooden haft			1	12 0500
with solid, lacquered wooden haft			1	12 0502

PROFI pocket saw

with universal blade

Span width 150 mm			1	12 0490

1000 V saw bow

fully insulated

Span width 150 mm		250	1	12 0700

Bulk saw blades

according to DIN 6494 Form C, 150 mm length, 6 mm width, 0.4 mm thickness
Wood cutting saw blade for hard and soft woods, chipboard and hardboard, soft plastic, etc.

Tooth pitch 1.8 mm (14 teeth per inch)		150	1	12 0504
as above but for Vario 200		200	1	12 0505

Universal saw blade for steel, aluminium, nonferrous metals, fibre glass, plastic conduit and pipes, mineral, Rigips and fibre-cement slabs

Tooth pitch 1.0 mm (25 teeth per inch)		150	1	12 0506
as above but for Vario 200		200	1	12 0507

Metal cutting blade for all metals, non-ferrous metals (copper), stainless steel, special alloys, Plexiglas® and plastics

Tooth pitch 0.8 mm (32 teeth per inch)		150	1	12 0512
as above but for Vario 200		200	1	12 0513

Saw blade set

according to DIN 6494 Form C, 150 mm length, 6 mm width, 0.4 mm thickness. Contents: Each contains 3 universal saw blades (tooth pitch 1.0 mm (25 teeth per inch)), metal cutting saw blades (tooth pitch 0.8 mm (32 teeth per inch)), fine metal cutting saw blade for especially fine, burr-free cuts even in very thin sheets (tooth pitch 0.5 mm (50 teeth per inch)), wood cutting saw blade (tooth pitch 1.8 mm (14 teeth per inch))

			1	12 0508

Design	Size mm	PU	Article no.		

Metal saw bow

innovative metal saw bow with 2-component plastic handle in ultra-lightweight design. Ergonomic saw line, fibre glass reinforced, total length 400 mm, suitable for a wide range of tool cases (bottom shell), integrated key and blade magazine, powder-coated, PUK bi-metal saw blade 300 mm, 24 teeth/inch

		1	12 0530		

Metal saw bow

especially light and simultaneously very stable metal cutting saw for 300 mm saw blades. Made of die cast aluminium in an ergonomic design, with soft rubber inserts in the handle and front grip. High cutting precision of the blade in straight and 40 degree position due to captive locking pins. Blade can be tensioned up to 800 N by turn-lock fastener in the handle. Delivery incl. a bi-metal cutting saw blade.

Span width 300 mm	Weight 650 g		1	12 0602	

Metal saw bow

Hacksaw with innovative quick release on the two-component handle for single-sided saw blades DIN 6494 Form A. With improved grip due to nonslip plastic and additional front slide protection, glossy chrome-plated, with captive locking pins.

Span width 300 mm		520	1	12 0600	

Metal saw bow

adjustable, made of right-angle steel tubing, material thickness 16 x 10 mm, red powder coating, with attachment pin

Span width 300 mm			1	12 0607	

1000 V saw bow

fully insulated hacksaw with innovative quick release on the handle for single-sided saw blades DIN 6494 Form A. With improved grip due to nonslip plastic and reduced weight.

Span width 300 mm	Weight 785 g	520	1	12 0702	

Metal cutting saw blade

according to DIN 6494 Form A, single-sided

Material	Dimensions mm	Teeth per inch			
HSS-CO	300 x 13 x 0.65	24	1	12 0608	

Form B, double sided

Material	Dimensions mm	Teeth per inch			
WS	300 x 25 x 0.8	24	1	12 0614	

	Design	Size mm	PU	Article no.

Pipe cutter

With the handy pistol shape, already laid pipes can be quickly and easily shortened. Pumping movements release the ratchet mechanism and the strong interchangeable blade is pushed through the material to be cut with minimal effort. The blade symmetry provides precise right angle cuts without burrs or deformation.

Area of application:

- Hard and soft plastics
- Rubber hoses
- Isoflex pipes
- Hard and soft plastic PVC pipes

SUPER pipe cutter

new, reinforced design

Working range 6 - 35 mm ø			1	12 0410
Replacement blade			1	12 0412

MAXI pipe cutter

with adjustment-lever for modification of cut-opening

Working range 6 - 42 mm ø			1	12 0420
Replacement blade			1	12 0422

MINI plastic pipe shears

made of die cast magnesium, for cutting plastic and composite pipes up to a diameter of 35 mm.
Optimum power transmission, with quick change system for changing blades simply and easily. Automatic blade retraction. Blade of PTFE-coated INOX steel with long service life (made in Solingen).
Extremely light and compact, only 270 g.

35 mm ø / 1 3/8“		220	1	12 0416
Replacement blade			1	12 0417

Plastic pipe cutter PROFI

made of die cast magnesium, for cutting plastic and composite pipes up to a diameter of 42 mm.
Optimum power transmission thanks to ratchet mechanism with progressive, gear driven blade feed with 2-component handle. Blade retraction via one-hand quick retraction mechanism. With quick change system for replacing blades quickly and easily. Blade of PTFE-coated INOX steel with long service life (made in Solingen).

42 mm ø / 1 5/8“		240	1	12 0418
Replacement blade			1	12 0419

Universal pipe cutter

with 2 interchangeable knives for insulation and hard PVC pipes and for soft plastic and rubber hoses

Pipe outer ø max. 29 mm		200	1	12 0450

Bulk knives

for hard PVC			1	12 0452
for soft pipes			1	12 0453

Corrugated pipe cutter

for cutting and trimming corrugated plastic tubes (flex tubes) and plastic shield tubes up to 42 mm ø in the electrical, plumbing and heating fields, simply rotate the tool to safely cut at the outer diameter without damaging the interior pipe, with two interchangeable cutting inserts, weight only 45 g

Working range to 42 mm ø		110	1	12 0430
Replacement cutting inserts			1 pair	12 0432

Design	Size mm	PU	Article no.		

Ratchet pipe cutter

innovative pipe cutter with a worldwide patent. Ratchet mechanism allows you to cut a pipe without having to completely rotate the pipe to be cut. Especially suitable for work in restricted working spaces (e.g., pipes installed in corners or on walls). One-hand operation. Especially high performance. Thanks to special cutting wheel and double roller guides (speed, durability). Integrated deburrer for clean edges on the cut pipes. Easily interchangeable cutting wheel. One replacement cutting wheel is contained in the scope of delivery.
Weight 400 g. For plastic, copper, aluminium, and similar pipes.
For outer pipe diameters ranging from 12 to 35 mm (1/4“ to 1 3/8“).

	175 x 38 x 68	1	12 0480	
Replacement cutting wheel		1	12 0481	

Hole and disc cutter

for manual operation, with scale, for rubber, leather, plastic, etc., two knives also provide ring cutouts

400 mm ø		1	12 0834	

Hole punch for trapezoidal sheets

for trapezoidal sheets up to 1.2 mm thick and for a cutting width up to 100 mm. Depth stop adjustable from 35 mm – 105 mm. Tempered punching die fitted with formed ejection springs.

with hole diameter 10 mm	700	1	10 1570	
Punching die with ejection springs		1	10 1571	


cimco
Line Beige
Diamant-Trennscheibe
Diamant Cut-off Blade
EN 13 236
Nass/Trockenschnitt
Wet/Dry cut
CIMCO-Artikelnr.
20 8708

DRILLS,
HOLE SAWS, DIAMOND TOOLS

Materials used today are required to be highly energy efficient. They not only need to provide a high level of thermal insulation, be breathable and flame-resistant, but must also be resistant to mould and provide excellent sound insulation.
This increases the demands made of the tools to be used.



And that is precisely where we come into play! We have compiled a product range of diamond tools which meets both the requirements of modern materials (e.g. concrete, quality C 20/25, C 25/30) and also those of the used in older buildings (e.g. natural stone).

The segments attached to the steel blade or support consist of diamonds and their adhesive agent (metal powder). This compound needs to be coordinated with the particular features of the materials to be processed.

The diamond segments in our cutting discs and core bits are just one of the advantages you will find in these professional tools which allow the user to attain first class r esults when carrying out the work required.

Depending on the type, the segments are laser welded or sintered onto the body. As is well known, diamonds are one of the hardest materials around and they do the actual work when cutting or drilling.

Twist drill

according to DIN 338/HSS Type N, short cylindrical, right-hand cutting, roll-forged design

Design			PU	Article no.
ø mm	Total length	Spiral length		
1.0	34	12	1	20 0314
1.5	40	18	1	20 0324
2.0	49	24	1	20 0334
2.4	57	30	1	20 0342
2.5	57	30	1	20 0344
2.8	61	33	1	20 0350
3.0	61	33	1	20 0354
3.1	65	36	1	20 0356
3.2	65	36	1	20 0358
3.3	65	36	1	20 0360
3.5	70	39	1	20 0364
4.0	75	43	1	20 0373
4.1	75	43	1	20 0374
4.2	75	43	1	20 0375
4.5	80	47	1	20 0379
4.8	86	52	1	20 0383
5.0	86	52	1	20 0385
5.1	86	52	1	20 0386
5.2	86	52	1	20 0387
5.5	93	57	1	20 0391
6.0	93	57	1	20 0397
6.5	101	63	1	20 0403
6.8	109	69	1	20 0407
7.0	109	69	1	20 0409
7.5	109	69	1	20 0415
8.0	117	75	1	20 0421
8.5	117	75	1	20 0427
9.0	125	81	1	20 0433
9.5	125	81	1	20 0439
10.0	133	87	1	20 0445
10.2	133	87	1	20 0447
10.5	133	87	1	20 0451
11.0	142	94	1	20 0457
11.5	142	94	1	20 0463
12.0	151	101	1	20 0469
12.5	151	101	1	20 0472
13.0	151	101	1	20 0476

Twist drill sets

according to DIN 338, in highly-stable plastic cartridge with clamping bar for each drill

pieces	ø mm	increasing by mm		
Roll-milled drill, HSS				
19	1 – 10	0.5	1	20 1352
25	1 – 13	0.5	1	20 1354
Profile-ground drill, HSS, uncoated design				
19	1 – 10	0.5	1	20 1358
25	1 – 13	0.5	1	20 1360

Twist drill set

in round plastic box, roll-milled drill, HSS, according to DIN 338

pieces	ø mm	increasing by mm		
19	1 – 10	0.5	1	20 1320

Twist drill workshop cabinet

in metal cartridge, roll-milled drill, HSS, according to DIN 338, 170 pieces, increasing by 0.5 mm

10 units each of sizes 1.0 – 8.0 mm & 5 units each of sizes 8.5 – 10.0 mm	1	20 1340

Design		PU	Article no.

Stone and concrete drill

with hard metal blades and cylindrical shaft, ideal for use in cordless drills, optimised for constantly recurring applications in masonry

ø mm	Total length	Spiral length	PU	Article no.
4	75	40	1	20 1604
5	90	50	1	20 1610
6	100	60	1	20 1614
	150	90	1	20 1702
	400	275	1	20 1752
7	100	55	1	20 1618
8	120	75	1	20 1622
	400	275	1	20 1758
	600	350	1	20 1854
10	150	90	1	20 1630
	400	275	1	20 1760
12	150	85	1	20 1634
	400	275	1	20 1762
14	150	90	1	20 1638
	600	500	1	20 1862

Stone and concrete drill set, 7 pieces

for hammer drills and cordless screwdrivers. With round shaft and four-spiral conveying helix for a rapid transportation of the drilling dust. Hard metal tips, premium soldering. In a practical plastic box.

Drill ø x length mm	PU	Article no.
4 x 75 / 5 x 90 / 6 x 100 / 6 x 100 / 8 x 120 / 10 x 120 / 12 x 150 mm	1	20 1380

PROFI SDS-Plus hammer drill

with hard metal blades, high drilling speed thanks to the wide Twinmax helix, the user is protected by the vibration-optimised drilling behaviour, certified by the German Masonry Drill Bit Testing Association (PGM) in accordance with the requirements as set out by the German Institute for Building Technology (DIBt), suitable for all machines with SDS-plus-holders, made in Germany

ø mm	Total length	Spiral length	PU	Article no.
5	110	50	1	20 8302
	160	100	1	20 8304
6	110	50	1	20 8308
	160	100	1	20 8310
7	110	50	1	20 8316
	160	100	1	20 8318
8	110	50	1	20 8320
	160	100	1	20 8322
	210	150	1	20 8324
10	110	50	1	20 8328
	160	100	1	20 8330
	210	150	1	20 8332
	310	250	1	20 8334
	460	400	1	20 8336
12	260	200	1	20 8341
	160	100	1	20 8342
	210	150	1	20 8343
	310	250	1	20 8344
	450	400	1	20 8346
	600	550	1	20 8348
14	160	100	1	20 8354
	200	150	1	20 8355
	300	250	1	20 8356
	450	400	1	20 8357
15	250	200	1	20 8360
16	160	100	1	20 8362
	200	150	1	20 8364
	300	250	1	20 8365
	450	400	1	20 8366

Design			PU	Article no.
ø mm	Total length	Spiral length		
	600	550	1	20 8368
18	200	150	1	20 8372
	450	400	1	20 8373
19	450	400	1	20 8378
20	200	150	1	20 8380
	450	400	1	20 8382
22	250	200	1	20 8384
	450	400	1	20 8386
24	250	200	1	20 8388
25	300	250	1	20 8390

Further sizes on request.

SDS-Plus hammer drill set, 7 pieces

equipped with drills from our 20 8300 ff. range, supplied in a stable plastic cartridge.

Drill ø x length mm		
5 x 110 / 6 x 110 / 6 x 160 / 8 x 110 / 8 x 160 / 10 x 160 / 12 x 160	1	20 1395

SDS-Plus hammer drill CIMCO

with hard metal blades, for all concrete and stone applications (concrete, aerated concrete/YTONG, sand-lime brick masonry, stone), certified by the German Masonry Drill Bit Testing Association (PGM) in accordance with the requirements as set out by the German Institute for Building Technology (DIBt), suitable for all machines with SDS plus holders

ø mm	Total length	Spiral length		
5	110	50	1	20 8602
	160	100	1	20 8604
5.5	110	50	1	20 8605
	160	100	1	20 8606
6	110	50	1	20 8608
	160	100	1	20 8610
6.5	110	50	1	20 8616
	160	100	1	20 8618
8	110	50	1	20 8620
	160	100	1	20 8622
	210	150	1	20 8624
10	110	50	1	20 8628
	160	100	1	20 8630
	210	150	1	20 8632
	310	250	1	20 8634
	450	400	1	20 8636
12	160	100	1	20 8642
	210	150	1	20 8643
	310	250	1	20 8644
	450	400	1	20 8646
	600	550	1	20 8648
14	160	100	1	20 8654
	210	150	1	20 8655
	310	250	1	20 8656
	450	400	1	20 8657
16	160	100	1	20 8662
	210	150	1	20 8664
	450	400	1	20 8666
	600	550	1	20 8668
18	210	150	1	20 8672
	450	400	1	20 8673
20	210	150	1	20 8680
	450	400	1	20 8682
22	310	250	1	20 8684
	450	400	1	20 8686
25	310	250	1	20 8690

Further sizes on request.

Design		PU	Article no.

TripleX SDS-Plus hammer drill

three-winged hard metal blades with a wave-like head design and laterally reinforced blade geometry make the TripleX permanently strong in the hardest concrete. Also suitable for stone, aerated concrete, sand-lime brick masonry. An innovative, the TripleX owes its extreme service life and powerful drilling behaviour to its very wide hard metal design of the drilling head. The embedded hard metal head complete with curved shape is created using a novel production process, enabling it to withstand the highest of forces. Thanks to its three wide spirals in combination with the three hard metal blades, ideal drilling dust removal is ensured without the drilling dust being blown out. Also remains steady in the event of reinforcement being struck.

The TripleX is certified by the German Masonry Drill Bit Testing Association (PGM) in accordance with the requirements as set out by the German Institute for Building Technology (DIBt).

ø mm	Total length	Spiral length		PU	Article no.
5	110	50		1	20 8400
5	160	100		1	20 8402
5.5	110	50		1	20 8404
5.5	160	100		1	20 8406
6	110	50		1	20 8408
6	160	100		1	20 8410
6	210	150		1	20 8412
6	260	200		1	20 8414
6.5	110	50		1	20 8416
6.5	160	100		1	20 8418
6.5	210	150		1	20 8420
7	160	100		1	20 8422
7	210	150		1	20 8424
8	110	50		1	20 8426
8	160	100		1	20 8428
8	210	150		1	20 8430
8	260	200		1	20 8432
8	310	250		1	20 8434
8	450	400		1	20 8436
10	110	50		1	20 8438
10	160	100		1	20 8440
10	210	150		1	20 8442
10	260	200		1	20 8444
10	310	250		1	20 8446
10	450	400		1	20 8448
10	600	550		1	20 8450
12	160	100		1	20 8452
12	210	150		1	20 8454
12	260	200		1	20 8456
12	310	250		1	20 8458
12	450	400		1	20 8460
12	600	550		1	20 8462
14	160	110		1	20 8464
14	200	150		1	20 8466
14	250	200		1	20 8468
14	300	250		1	20 8470
14	450	400		1	20 8472
14	600	550		1	20 8474
16	200	150		1	20 8476
16	260	200		1	20 8478
16	300	250		1	20 8480
16	450	400		1	20 8482
16	600	550		1	20 8484

SDS-MAX hammer drill

with hard metal blades, 12 – 15 mm ø = 2 blades, from 16 mm in ø = 4 blades, with SDS-MAX holder system, suitable for all machines with SDS-MAX holders.

Design			PU	Article no.
ø mm	Total length	Spiral length		
12	340	200	1	20 8100
	540	400	1	20 8102
	740	600	1	20 8104
14	340	200	1	20 8106
	540	400	1	20 8108
15	340	200	1	20 8110
	540	400	1	20 8112
16	340	200	1	20 8114
	540	400	1	20 8116
18	340	200	1	20 8118
	540	400	1	20 8120
20	320	200	1	20 8122
	520	400	1	20 8124
	920	800	1	20 8126
22	320	200	1	20 8128
	520	400	1	20 8130
	920	800	1	20 8132
24	320	200	1	20 8134
	520	400	1	20 8136
25	320	200	1	20 8138
	520	400	1	20 8140
	920	800	1	20 8142
28	320	200	1	20 8144
	520	400	1	20 8146
30	320	200	1	20 8150
	520	400	1	20 8152
32	320	200	1	20 8154
	520	400	1	20 8156
	920	800	1	20 8158
35	320	200	1	20 8160
	520	400	1	20 8162
	720	600	1	20 8164
38	320	200	1	20 8166
	520	400	1	20 8168
40	320	200	1	20 8170
	520	400	1	20 8172
	920	800	1	20 8174

Multi-purpose drills

with hard metal blades and cylindrical shaft. The ideal universal drill for a variety of materials used during construction. A slight hammer action may be used when drilling in masonry and stone.

ø mm	Total length	Spiral length		
4	85	45	1	20 1880
5	95	50	1	20 1882
6	100	60	1	20 1884
7	150	110	1	20 1886
8	120	80	1	20 1888
10	120	80	1	20 1890
12	150	90	1	20 1892

Design	Size mm	PU	Article no.

SDS-Plus chisel

Pointed chisel

for the laying of lines, for all types of chiselling / demolition works as well as breakthrough works.

11 mm, round	250	1	20 8002
14 mm, square	250	1	20 8004

Flat chisel

for selective breaking actions, all types of chiselling / demolition works and breakthrough works.

20 mm	250	1	20 8010

Spade chisel

for the large-scale universal removal of material.

40 mm	250	1	20 8006

Gouge

for cutting narrow channels into concrete and masonry.

22 mm	250	1	20 8020

Tile chisel

for the removal of tiles.

40 mm	250	1	20 8012
75 mm	165	1	20 8000

Winged chisel

for the stemming, cutting and pulling of channels with a depth restriction.

22 mm	250	1	20 8008

Groove chisel

for removing and cleaning grooves and masonry.

25 mm	250	1	20 8014

HM groove chisel

for removing and cleaning grooves and masonry with an extra-long service life.

32 mm	125	1	20 8016
32 mm	200	1	20 8018

SDS-Max chisel

Pointed chisel

for the laying of lines, for all types of chiselling/demolition works as well as breakthrough works.

	280	1	20 8030
	400	1	20 8032
	600	1	20 8034

Flat chisel

for selective breaking actions, all types of chiselling/demolition works and breakthrough works.

25 mm	280	1	20 8036
25 mm	400	1	20 8038
25 mm	600	1	20 8040

Spade chisel

for the large-scale universal removal of material.

Design	Size mm	PU	Article no.
50 mm	400	1	20 8042
80 mm	300	1	20 8044
115 mm	350	1	20 8060

Channel chisel

for the pulling, stemming and cutting of channels.

Design	Size mm	PU	Article no.
32 mm	300	1	20 8046

Gouge

for cutting narrow channels into concrete and masonry.

Design	Size mm	PU	Article no.
26 mm	300	1	20 8050

Toothed chisel

for restoring grooves and masonry.

Design	Size mm	PU	Article no.
32 mm	300	1	20 8052

Mortar chisel

for removing and cleaning joints in masonry and mortar.

Design	Size mm	PU	Article no.
10 mm	300	1	20 8054

Tile chisel

for the removal of tiles.

Design	Size mm	PU	Article no.
50 mm	300	1	20 8056

Winged chisel

for the stemming, cutting and pulling of channels with a depth restriction.

Design	Size mm	PU	Article no.
35 mm	380	1	20 8058

Hammer core bit

the 6 accurately ground blades soldered with silver achieve excellent durability, even when dealing with hard materials. The hardened steel body with M 16 internal thread and the optimised concentricity is ideally suited for concrete, stone, masonry, clinker brick, tiles, and lightweight construction materials.
Holder shaft in hexagonal or SDS-PLUS version. Low-wear hard metal teeth with slot soldering ensure maximum stability. With interchangeable centring drill bits for light hammer-action use (material dependent), precise incorporation of switch/distribution boxes.

Design	Drilling ø mm	PU	Article no.
Hammer core bits in hexagonal version	68	1	20 7311
	80 (82)	1	20 7315
Hammer core bits with SDS-Plus	68	1	20 7321
	80 (82)	1	20 7325

Design	Size mm	PU	Article no.
Centring drill bit	9 (8)	1	20 7340

Design	Size mm	PU	Article no.
Hexagonal holder shaft	Size 12 100	1	20 7330
SDS-Plus holder shaft	110	1	20 7334

Design	Size mm	PU	Article no.

HSS step drill

especially for screwed cable glands in electrical assembly, perfectly round and cylindrical holes in various diameters, centring, drilling, drilling out and deburring in a single work stage, suitable for use in hand and box column drills in the fields of trade and industry, for sheet metal and plate metal, profiles and tubes manufactured from steel, brass, copper, aluminium, V2A stainless steel, plastic, wood, etc. up to 3 mm in thickness. Holder shaft 12 mm ø. Surfaces additionally coated with TiN (titanium nitrite) after hardening are extremely hard and smooth. Higher cutting speed permits quicker working, lower wear increases the durability between 5 and 10 fold!

Drilling ø mm	8.0 centring drill bit	12.5 through-hole for Pg 7/M12	14.5 core hole for M 16	15.2 through-hole for Pg 9	16.5 through-hole for M 16	18.5 core hole for M 20	18.6 through-hole for Pg 11	20.4 through-hole for Pg 13.5	20.5 through-hole for M 20	22.5 through-hole for Pg 16	23.5 core hole for M 25	25.5 through-hole for M 25	25.8	28.3 through-hole for Pg 21	30.5 core hole for M 32	32.5 through-hole for M 32	33.6	37.0 through-hole for Pg 29	38.5 core hole for M 40	40.5 through-hole for M 40	Drill steps	PU	Article no.
HSS	•	•		•			•	•		•			•	•	•						9	1	20 1201
HSS-TIN	•	•		•			•	•		•			•	•	•						9	1	20 1206
HSS	•	•		•			•	•		•			•	•	•		•	•			11	1	20 1200
HSS-TIN	•	•		•			•	•		•			•	•	•		•	•			11	1	20 1205
HSS	•	•	•		•	•			•		•	•			•	•					10	1	20 1207
HSS-TIN	•	•	•		•	•			•		•	•			•	•					10	1	20 1208
HSS	•	•	•		•	•			•		•	•			•	•			•	•	12	1	20 1209
HSS-TIN	•	•	•		•	•			•		•	•			•	•			•	•	12	1	20 1210

Replacement centring drill

suitable for all CIMCO step drills

Shaft ø 6 mm	8 mm ø	1	20 1273
Shaft ø 4 mm (new generation)	8 mm ø	1	20 1274

HSS step drill for screwed cable glands

Special design for core holes and through-holes for metric screwed cable glands with 2 flutes, holder shaft ø 12 mm
Drilling range

M 12 – 32		1	20 1275

Special step drill for screw punching

HSS step drill for burr-free drilling of through-holes for screw puncher tension bolts M 8 ($^3/_8$") – M 10 ($^7/_{16}$") – M 12 – M 16 – $^3/_4$" – M 20 in material up to 4 mm thick. Suitable for use in hand and box column drills, total of 9 drill steps, holder shaft (ø 10 mm) with 3 driver carriers prevents slipping in the chuck.

		1	20 1212
Step drill holder shaft 10 mm ø	M12, M16, M20, M25, M32, M40	1	13 4032

Step drill

for mechanical engineering and sheet metal processing, manufactured from HSS, complete with 2 blades, increasing by 1 mm

Drilling range ø mm	max. drilling depth mm	Holder shaft ø mm		
4 – 12	5	6	1	20 1214
12 – 20	4	9	1	20 1216
20 – 30	4	12	1	20 1218

Drilling paste

50 g		1	20 1307

Sheet taper drill

for burr-free processing of thin materials up to 2 mm, manufactured from HSS

Drilling range ø mm	Shaft ø mm	Size	Length mm	Design	PU	Article no.	Size mm
3 – 9.1	6		60		1	20 1294	
3 – 11.2	6		60		1	20 1295	
3 – 14.0	6	0	60		1	20 1280	
8 – 20.0	8	1	62		1	20 1282	
16 – 30.0	10	2	72		1	20 1284	
25 – 40.0	12	3	83		1	20 1286	

Sheet taper drill set

in sheet steel cassette, with drilling paste

1 each of the following CIMCO article no. 20 1280, 20 1282, 20 1284		1	20 1300

Aerial drill

made of HSS

Drilling range ø mm	Shaft ø mm	Size	Length mm	Design	PU	Article no.	Size mm
9.5 – 22.5	8	1	80		1	20 1290	
4.0 – 30.5	10	2	100		1	20 1293	

Milling drill

made of premium-quality HSS for excellent performance and high durability, ground milling teeth and deep-ground flutes for drilling, milling, cutting, rasping and filing wood, chipboard, plastics, aluminium, other non-ferrous metals, steel sheets, plasterboard.

ø mm	Length mm	Design	PU	Article no.	Size mm
6.35 (1/4")	94		1	20 1298	

90° countersink bit

manufactured from HSS, 3 blades, with axial and radial back taper, 1/4" shaft, according to DIN 3126

ø mm	for M	Length mm	Design	PU	Article no.	Size mm
6.3	3	31		1	20 1982	
8.3	4	31		1	20 1983	
10.4	5	34		1	20 1984	
12.4	6	35		1	20 1985	
16.5	8	38		1	20 1986	
20.5	10	42		1	20 1987	

90° countersink bit set

6 pieces, in sheet steel cassette

1 piece each of countersink bit 6.3 – 20.5 mm ø		1	20 1989

Combi thread taps

drilling – thread cutting – deburring in a single work stage, made of HSS,
suitable for steel and non-ferrous metals, for material thicknesses up to 1 x diameter

M 3		1	20 7372
M 4		1	20 7373
M 5		1	20 7374
M 6		1	20 7375
M 8		1	20 7376
M 10		1	20 7377

Design	Size mm	PU	Article no.	

Combi thread tap set

for core hole drilling, thread cutting and deburring in a single work stage, with 1/4" hexagonal shaft. This product is used in processing steel, non-ferrous metals, and plastics. Particularly useful for assembly work and small batches, supplied in a practical plastic box.

1 piece each of M 3 - 4 - 5 - 6 - 8 - 10		1	20 7360	

HSS thread tap bits

in metal cartridge, with thread taps according to DIN 352 for metric standard threads,
3 piece sets with roughing tap, middle tap and finish tap, 1 set each in sizes M 3 – 4 – 5 – 6 – 8 – 10 – 12

		1	20 3920	

additionally with HSS twist drills (core hole drills)

2.5 – 3.3 – 4.2 – 5 – 6.8 – 8.5 – 10.2 mm ø		1	20 3924	

Hand thread tap DIN 352/HSS

for metric ISO thread according to DIN 13 (6 H tolerance), 3 piece set: roughing tap – middle tap –finish tap

Thread	Angle mm	Shaft ø mm	Total length mm			
M 1	0.25	2.5	32	1	20 2100	
M 2	0.40	2.8	40	1	20 2110	
M 2.2	0.45	2.8	40	1	20 2112	
M 2.5	0.45	2.8	40	1	20 2114	
M 3	0.45	2.8	40	1	20 2116	
M 3.5	0.60	4.0	45	1	20 2118	
M 4	0.70	4.5	45	1	20 2120	
M 5	0.80	6.0	50	1	20 2123	
M 6	1.00	6.0	50	1	20 2124	
M 7	1.00	6.0	40	1	20 2125	
M 8	1.25	6.0	56	1	20 2126	
M 9	1.25	7.0	63	1	20 2127	
M 10	1.50	7.0	70	1	20 2128	
M 11	1.50	8.0	70	1	20 2129	
M 12	1.75	9.0	75	1	20 2130	

DIRECT TAP HSS thread tap

DIN 352/B cutting thread tap with spiral point, for metric standard thread, supplied in a plastic cartridge
1 unit each of thread tap size M 3 - 4 - 5 - 6 - 8 - 10 - 12
1 unit each of HSS twist drill (core hole drill) in sizes 2.5 - 3.3 - 4.2 - 5.0 - 6.8 - 8.5 - 10.2 mm
1 tap wrench, size 1 1/2 (for M 1 - M 12 thread tap)

		1	20 3070	

DIRECT TAP HSS thread tap

with exposed teeth, dimensions according to DIN 352, for metric ISO thread according to DIN 13

Thread	Angle mm	Shaft ø mm	Total length mm			
M 3	0.50	3.5	40	1	20 3050	
M 4	0.70	4.5	45	1	20 3051	
M 5	0.80	6.0	50	1	20 3052	
M 6	1.00	6.0	50	1	20 3053	
M 8	1.25	7.0	56	1	20 3054	
M 10	1.50	7.0	70	1	20 3055	
M 12	1.75	9.0	75	1	20 3060	

Tool holder

with ratchet for clockwise and anti-clockwise rotation, chrome plated

Clamping range mm	for thread taps DIN	ISO				
2.6 – 5.5	M 3 – 10	M 3 – 6	85	1	20 7170	
4.6 – 8	M 5 – 12	M 6 – 12	110	1	20 7172	

	Design				PU	Article no.

Adjustable tap wrenches DIN 1814

for thread taps according to DIN 352

Size	□ mm	For thread tap metr. M	Wwth.	Wwth. Pipe G	PU	Article no.
0	2.1 – 4.9	1 – 8	1/16 – 1/4	-	1	20 7150
1	2.1 – 5.5	1 – 10	1/16 – 3/8	-	1	20 7151
1 1/2	2.1 – 7	1 – 12	1/16 – 1/2	-	1	20 7152
2	3.8 – 7	4 – 12	3/16 – 1/2	3/8 – 1/4	1	20 7153
3	4.9 – 12	5 – 21	1/4 – 3/4	1/8 – 3/8	1	20 7154
4	5.5 – 16	9 – 27	3/8 – 1	1/8 – 3/4	1	20 7155

HSS thread cutting tool bit

for metric standard threads

Supplied in metal cartridge, with thread taps according to DIN 352, 3 pieces in sizes M 3 – 4 – 5 – 6 – 8 – 10 – 12, threading die according to DIN 223 M 3 – 4 – 5 – 6 – 8 – 10 – 12, thread gauge, threading die holder mm 20 x 5 – 20 x 7 – 25 x 9 – 30 x 11 – 38 x 14 tap wrench size 1 - size 2

			PU	Article no.
			1	20 3930

Nipple threading die

with guidance, threading die and interchangeable thread tap

			PU	Article no.
M 10 + M 13			1	14 1000
M 10 x 1 mm			1	14 1002
M 13 x 1 mm			1	14 1004

Threading die DIN 223

pre-slit, for metric ISO threads according to DIN 13 (6 G tolerance)

Thread	Angle mm	Outer ø mm	Height mm	PU	Article no.
M 2	0.40	16	5	1	20 3610
M 2.2	0.45	16	5	1	20 3612
M 2.5	0.45	16	5	1	20 3614
M 3	0.50	20	5	1	20 3616
M 3.5	0.60	20	5	1	20 3618
M 4	0.70	20	5	1	20 3620
M 5	0.80	20	7	1	20 3623
M 6	1.00	20	7	1	20 3624
M 7	1.00	25	9	1	20 3625
M 8	1.25	25	9	1	20 3626
M 9	1.25	25	9	1	20 3627
M 10	1.50	30	11	1	20 3628
M 11	1.50	30	11	1	20 3629
M 12	1.75	38	14	1	20 3630

Threading die holder DIN 225

for DIN 223 threaded dies

Size	For thread metr. M	Wwth.	Length mm	PU	Article no.
0	1-2-6	1/16 – 3/32	16 x 5	1	20 7200
1	3 – 4	1/8 – 5/32	20 x 5	1	20 7201
2	4.5 – 6	3/16 – 1/4	20 x 7	1	20 7202
3	7 – 9	5/16	25 x 9	1	20 7203
4	10 – 11	3/8 – 7/16	30 x 11	1	20 7204
5	12 – 14	1/2 – 9/16	38 x 14	1	20 7206

further thread taps, threading dies and tool holders available upon request.

Design	Size mm	PU	Article no.

Thread cutting tools for screwed cable glands

Thread tap

for metric screwed cable glands, also in plastic, not in VA stainless steel

	Total length	Thread length		
M 12 x 1.5	70	24	1	14 0850
M 16 x 1.5	74	26	1	14 0852
M 20 x 1.5	80	28	1	14 0854
M 25 x 1.5	93	33	1	14 0856
M 32 x 1.5	105	38	1	14 0858
M 40 x 1.5	105	38	1	14 0860
M 50 x 1.5	120	40	1	14 0862
M 63 x 1.5	120	40	1	14 0864

for pipe PG (steel conduit) according to DIN 40430 PG

PG 7	70	24	1	14 0970
PG 9	74	26	1	14 0972
PG 11	76	26	1	14 0974
PG 13.5	80	28	1	14 0976
PG 16	85	30	1	14 0978
PG 21	93	33	1	14 0980
PG 29	105	38	1	14 0982
PG 36	110	40	1	14 0984
PG 42	120	40	1	14 0986
PG 48	120	40	1	14 0988

Adjustable tap wrenches

for thread taps

M	Inch	PG		
5 – 20	1/4" – 3/4"	7 – 21	1	14 1020
27 – 64	1/2" – 2 1/2"	11 – 48	1	14 1022

Screw dies

to the clip housing
for metric screwed cable glands

	Blade quantity	L x W x H mm		
M 12 x 1.5	4	47 x 47 x 14	1	14 0889
M 16 x 1.5	4	47 x 47 x 14	1	14 0890
M 20 x 1.5	4	47 x 47 x 14	1	14 0891
M 25 x 1.5	6	47 x 47 x 14	1	14 0892
M 32 x 1.5	6	71 x 71 x 19	1	14 0893
M 40 x 1.5	6	71 x 71 x 19	1	14 0894
M 50 x 1.5	8	100 x 100 x 20	1	14 0895
M 63 x 1.5	8	100 x 100 x 20	1	14 0896

for pipe PG (steel conduit) according to DIN 40430 PG

PG 7	4	47 x 47 x 14	1	14 0910
PG 9	4	47 x 47 x 14	1	14 0912
PG 11	4	47 x 47 x 14	1	14 0914
PG 13.5	4	47 x 47 x 14	1	14 0916
PG 16	4	47 x 47 x 14	1	14 0918
PG 21	6	47 x 47 x 14	1	14 0920
PG 29	7	71 x 71 x 19	1	14 0922
PG 36	8	71 x 71 x 19	1	14 0924
PG 42	8	100 x 100 x 20	1	14 0926
PG 48	10	100 x 100 x 20	1	14 0928

	Design		PU	Article no.	

Guides

to the clip housing
for metric screwed cable glands

M 12		1	14 0869	
M 16		1	14 0870	
M 20		1	14 0871	
M 25		1	14 0872	
M 32		1	14 0873	
M 40		1	14 0874	
M 50		1	14 0875	
M 63		1	14 0876	

for pipe PG

PG 7		1	14 0930	
PG 9		1	14 0932	
PG 11		1	14 0934	
PG 13.5		1	14 0936	
PG 16		1	14 0938	
PG 29		1	14 0940	
PG 42		1	14 0942	

Clip housing for steel conduit thread

manufactured from malleable cast iron, with steel tube arms, without accessories

M 12 – 25 / PG 7 – 21		1	14 0900	
M 32 – 40 / PG 29 – 36		1	14 0902	
M 50 – 63		1	14 0884	
PG 42 – 48		1	14 0904	

Complete clips for steel conduit thread

with screw dies and guidance

M 16 – 25		1	14 0886	
M 32 – 40		1	14 0887	
M 50 – 63		1	14 0888	
PG 9 – 21		1	14 0950	
PG 29 – 36		1	14 0952	

with adjustable guide (guide rings not required)

M 12 – M 25		1	14 0966	
M 32 – M 40		1	14 0968	
PG 7 – 21		1	14 0960	
PG 29 – 36		1	14 0964	

Step thread tap for metric screwed cable glands

Step thread tap manufactured from the most suitable oil-hardened tool steel for the most common metric screwed cable glands. Suitable for working with plastic and metal as well as stainless steel, between 5 and 6 threads per step, drive using hexagonal shaft (e.g. using a ring spanner, open-end spanner, or nut driver). Approximately 85% of all screwed cable glands are covered with the M 12 – M 32 drill (CIMCO article no. 20 1240), with both of the other drills, in total approximately 90 % of all screwed cable glands are covered. Compared to many single thread taps, the step thread taps offer a cost saving of up to 25%.

For screwed cable glands	Length	Size Hex			
M 12 – 16 – 20 – 25 – 32	80	13	1	20 1240	
M 12 – 16 – 20	55	10	1	20 1242	
M 25 – 32 – 40	55	13	1	20 1244	

Design	Size mm	PU	Article no.		

Step drill and thread tap set for screwed cable glands

compact set for drilling core holes and through-holes, as well as for the thread cutting of metric screwed cable glands according to DIN EN 60 423, supplied in a handy plastic carrying case. Set consisting of 1 HSS step drill for burr-free drilling and reaming, double-edged, with solid centring point and 13 laser-marked drilling steps for through-holes and core holes for screwed glands measuring between M 12 and M 32, 12 mm ø holder shaft with 3 driver carriers to protect against the drill bit from slipping in the chuck, 5 HSS cutting thread taps (direct taps) sorted for ISO fine thread M 12 x 1.5 – M 16 x 1.5 – M 20 x 1.5 – M 25 x 1.5 – M 32 x 1.5, 45 mm long design, with hexagonal drive shaft (10 or 13 mm) for single-handed work even on areas difficult to access, actuation using a nut driver (groove and ratchet), but also using fork spanners and ring spanners.

6 piece		1	20 1250		

Nozzle reamer bit

12 nozzle reamers (tapered) and holders, supplied in plastic box

0.60; 0.65; 0.70; 0.75; 0.80; 0.90; 1.0; 1.10; 1.30; 1.50; 1.70; 1.90 mm ø		1	20 4815		

Diamond cutting discs

- According to EN 13236
- Dry and wet cutting
- Suitable for all standard angle grinders and wall chasers (holder ø 22.2 mm)
- With key holes for cooling
- High-performance diamond segments made of diamond grit bond

Line Blue diamond cutting discs

with sinter-fused diamond segments, steel blade hardness: 28 HRC
suitable for: concrete products (soft), paving stone, composite stone, masonry brick

Height mm	Segment length mm	Quantity	ø mm			
7	38	8	115	1	20 8700	
7	37	9	125	1	20 8702	
7	34	14	180	1	20 8704	
7	39	16	230	1	20 8706	

Line Beige diamond cutting discs

with laser-fused diamond segments, steel blade hardness: 38 HRC
suitable for: concrete products (soft/medium), kerbstone, paving stone, composite stone, masonry brick, roof tiles (soft), hollow concrete block, tiles (hard), sand-lime brick (hard), sandstone (hard), clinker brick (medium-hard), cast iron pipe (ductile)

Height mm	Segment length mm	Quantity	ø mm			
10	31.5	9	115	1	20 8708	
10	31.5	10	125	1	20 8710	
10	31.5	12	150	1	20 8712	
10	33	14	180	1	20 8714	
10	38	16	230	1	20 8716	

Line Silver diamond cutting discs

with sinter-fused diamond segments, steel blade hardness: 28 HRC
suitable for: concrete products (soft), paving stone, roof tiles (soft), hollow concrete block, masonry brick tiles (soft), sand-lime brick (soft abrasive), fireclay (soft), plaster, aerated concrete, fibre cement, and screed

Height mm	Segment length mm	Quantity	ø mm			
8	53	6	115	1	20 8718	
8	58	6	125	1	20 8720	
8	58	7	135	1	20 8722	
8	58	7	135	1	20 8724*	
8	53	8	150	1	20 8726	
8	64	8	180	1	20 8728	
8	76	10	230	1	20 8732	

*Holder: ø 30 mm

	Design		Size mm	PU	Article no.	

Line White diamond cutting discs

with laser-fused diamond segments, steel blade hardness: 38 HRC

Suitable for: concrete products (soft/medium-hard), kerbstone, paving stone, composite stone, roof tiles (medium-hard/soft), hollow concrete block, masonry brick, tiles (soft/hard), sand-lime brick (hard) and clinker brick (medium-hard)

Height mm	Segment length mm	Quantity	ø mm			
7	31.5	9	115	1	20 8734	
7	31.5	10	125	1	20 8736	
7	33	14	180	1	20 8738	
7	38.5	16	230	1	20 8740	

Line Green diamond cutting discs

with laser-fused diamond segments, steel blade hardness: 38 HRC

Suitable for: concrete products (medium-hard/hard), reinforced concrete, exposed aggregate concrete, kerbstone, paving stone, composite stone, roof tiles (medium-hard), hollow concrete block, masonry brick, tiles (hard), sand-lime brick (hard/high-density), Quadro block, sandstone (hard), clinker brick (hard/medium-hard), cast iron pipe (ductile), fireclay (soft), basalt and natural stone

Height mm	Segment length mm	Quantity	ø mm			
10	31.5	9	115	1	20 8742	
10	31.5	10	125	1	20 8744	
10	31.5	12	150	1	20 8746	
10	33	14	180	1	20 8748	
10	40	16	230	1	20 8750	

Line Red diamond cutting discs

with laser-fused diamond segments, steel blade hardness: 38 HRC

Suitable for: concrete products (medium-hard/hard), reinforced concrete, exposed aggregate concrete, kerbstone, paving stone, composite stone, roof tiles (medium-hard/soft), masonry brick, sand-lime brick (soft abrasive/hard), Quadro block, clinker brick (medium-hard)

Height mm	Segment length mm	Quantity	ø mm			
10	31.5	9	115	1	20 8752	
10	31.5	10	125	1	20 8754	
10	31.5	11	140	1	20 8756	
10	33	12	150	1	20 8758	
10	33	14	180	1	20 8760	
10	38.5	16	230	1	20 8762	

Line Black diamond cutting discs

with laser-fused diamond segments, steel blade hardness: 38 HRC

Suitable for: sand-lime brick (soft/abrasive), sandstone (abrasive), plaster, aerated concrete and screed

Height mm	Segment length mm	Quantity	ø mm			
7	31.5	9	115	1	20 7980	
7	31.5	10	125	1	20 7982	
7	31.5	12	150	1	20 7984	
7	33	14	180	1	20 7986	
7	38.5	16	230	1	20 7988	

Wall chaser 150

a parallel grip position, a short and compact design, as well as the ability to mill close to the edge are essential features that facilitate work with this wall chaser. Features: suction hose lock, milling depth adjustment (without tools), spindle lock for easy disc replacement, short distance to the guard, the ability to work close to the edge (up to 15 mm), slot widths can be changed in 1 mm increments, enclosed hood, easy removal of debris, sliding cut, electronic soft start, temperature and overload shutdown function, 35 mm ø connecting piece for direct connection to industrial vacuum cleaners.

Specifications:

- Power consumption: 2,300 W
- Nominal speed: 4300 rpm
- Disc diameter: 150 mm
- Slot depth: 45 mm
- Weight: 5.8 kg
- Nominal voltage: 230 V ~
- Idling speed: 7500 rpm
- Disc holder: 22.2 mm
- Max. slot width: 46 mm

				1	11 0012	

Design	Size mm	PU	Article no.

Wall chaser 180

allows you to work quickly even in the hardest materials. It is the ideal tool for installers to run larger cable ducts and conduits underneath plaster. With a suction hose lock, milling depth adjustment (without tools), spindle lock for easy disc replacement, slim design, short distance to the guard, the ability to work up to 15 mm close to the edge, slot widths can be changed in 1 mm increments, enclosed hood, easy removal of debris, sliding cut, electronic soft start, temperature and overload shutdown function, 35 mm ø connecting piece for direct connection to industrial vacuum cleaners

Specifications:

- Power consumption: 2,300 W
- Nominal voltage: 230 V ~
- Nominal speed: 2300 rpm
- Idling speed: 3100 rpm
- Disc diameter: 180 mm
- Disc holder: 22.2 mm
- Slot depth: 60 mm
- Max. slot width: 46 mm
- Weight: 7.5 kg

		1	11 0014

Vacuum device 25

despite its small container, the vacuum device is able to hold large amounts of water and dust. The vibrating mechanism cleans the filters before a dust cloud develops, thereby enabling you to work without a filter bag. With electromagnetic filter vibration, increased service life of the filter cartridges, additional manual vibration possible, device socket with automatic switch-on and switch-on delay for connected power tools, two polyester filter cartridges – durable and washable, filter surface 8600 cm² – high constant suction, with practical storage, self-supporting, wheels with parking brake, water detection with sensor switch-off function – automatic shut down when max. water level is detected, filter protection, electronically controlled soft start, electronically controlled overrun, visual display of the suction power

Specifications:

- Power consumption: 1,400 W
- Nominal voltage: 230 V ~
- Frequency: 50 - 60 Hz
- Max. airflow: 61 l/s
- Max. negative pressure: 248 mbar
- Container volume: 25 l
- Dust volume (net): 20 l
- Dimensions (L x W x H): 420 x 410 x 580 mm
- Weight: 12.7 kg

		1	11 0016

Corundum cutting discs

- According to EN 12413
- Suitable for all standard angle grinders (holder ø 22.2 mm)
- Dry cut

Corundum cutting discs, steel

Universal cutting disc

suitable for: steel, pipes, structural steel, mild steel, solid materials, metal sheeting etc.

Thickness mm	Design	ø mm		
2.5	offset	115	1	20 8900
2.5	offset	125	1	20 8902
2.5	straight	230	1	20 8904

Corundum cutting discs, Inox

Inox cutting disc

High cutting speed, clean cut surfaces, virtually no burrs, little cutting waste

suitable for: sheet steel (including car body pressing), profiles, pipes and stainless steel

Thickness mm	Design	ø mm		
1.2	straight	115	1	20 8910
1.2	straight	125	1	20 8912
2.0	straight	230	1	20 8914

Corundum cutting discs, stone

Universal cutting disc

suitable for: natural and synthetic stone, concrete, exposed aggregate concrete, tiles, etc.

Thickness mm	Design	ø mm		
2.5	offset	115	1	20 8920
2.5	offset	125	1	20 8922
3.0	straight	230	1	20 8924

Zircon corundum serrated washer

for dry grinding, especially for surface machining, hard and tough abrasive grain allows extremely good removal of material, suitable for: steel (stainless), hardened steel, tough non-ferrous metal and cast steel

Thickness mm	Design	ø mm		
60 grain	offset	125	1	20 8930

Cased drill

Safety cased drill bit made of chrome-vanadium steel for wood, lightweight boards, plasterboards, not suitable for concrete and stone.

ø mm			
6	400	1	20 6306
	600	1	20 6346
8	400	1	20 6308
	600	1	20 6348
10	400	1	20 6310
	600	1	20 6350
12	400	1	20 6312
	600	1	20 6352
14	400	1	20 6314
	600	1	20 6354
16	400	1	20 6316
	600	1	20 6356
18	400	1	20 6318
	600	1	20 6358
20	400	1	20 6320
	600	1	20 6360
22	400	1	20 6322
	600	1	20 6362
24	400	1	20 6324
	600	1	20 6364
25	400	1	20 6325
	600	1	20 6365
26	400	1	20 6326
	600	1	20 6366
28	400	1	20 6328
	600	1	20 6368
30	400	1	20 6330
	600	1	20 6370

Hole saws manufactured from HSS bi-metal with Vario serration

The variable tooth pitch (4 – 6 teeth per inch) ensures vibration-free drilling. Hole saws with holder thread, from 32 mm ø additional driver holes. For rational drilling of steel, cast iron, stainless steel, copper, non-ferrous metals, hard and soft wood, Rigips boards and other materials. Saw length 50 mm, max. drilling depth 40 mm, M 16 holder thread.
For holder shafts (CIMCO article no. 20 7580 and 20 7588).

ø mm			
14		1	20 7414
16		1	20 7416
17		1	20 7417
19		1	20 7419
20		1	20 7420
21		1	20 7421
22		1	20 7422
24		1	20 7424
25		1	20 7425
27		1	20 7427
29		1	20 7429
30		1	20 7430

Design	Size mm	PU	Article no.		

Hole saws manufactured from HSS bi-metal with Vario serration

The variable tooth pitch (4 – 6 teeth per inch) ensures vibration-free drilling. Hole saws with holder thread, from 32 mm ø additional driver holes. For rational drilling of steel, cast iron, stainless steel, copper, non-ferrous metals, hard and soft wood, Rigips boards and other materials. Saw length 50 mm, max. drilling depth 40 mm, M 16 holder thread.
For holder shafts (CIMCO article no. 20 7580 and 20 7588).

ø mm				
32		1	20 7432	
35		1	20 7435	
37		1	20 7437	
38		1	20 7438	
40		1	20 7440	
41		1	20 7441	
43		1	20 7443	
44		1	20 7444	
45		1	20 7445	
46		1	20 7446	
48		1	20 7448	
50		1	20 7450	
51		1	20 7451	
52		1	20 7452	
54		1	20 7454	
55		1	20 7455	
57		1	20 7457	
59		1	20 7459	
60		1	20 7460	
64		1	20 7464	
65		1	20 7465	
67		1	20 7467	
68		1	20 7468	
70		1	20 7470	
73		1	20 7473	
75		1	20 7475	
76		1	20 7476	
79		1	20 7479	
83		1	20 7483	
86		1	20 7486	
89		1	20 7489	
92		1	20 7492	
95		1	20 7495	
98		1	20 7498	
100		1	20 7500	
102		1	20 7502	
105		1	20 7505	
111		1	20 7511	
114		1	20 7514	
121		1	20 7521	
127		1	20 7527	
140		1	20 7540	
146		1	20 7546	
152		1	20 7552	

Hole saws for switch boxes

complete with holder shaft (CIMCO article no. 20 7584), guide drill bit (CIMCO article no. 20 7590) and push-out spring (CIMCO article no. 20 7596)

	68	1	20 7562	

additionally with edge countersink (CIMCO article no. 20 7598)

	68	1	20 7563	



	Design	Size mm	PU	Article no.
Hole saw ø 68 mm				
with integrated edge countersink, hexagonal holder and push-out spring.				
• HSS bi-metal with Vario serration				
• 11 mm hexagonal holder without driver				
• Centring drill bit 105 mm, ø 6 mm				
• Push-out spring				
	for wood and Rigips	68	1	20 7564
Holder shafts				
complete with guide drill bit, CIMCO article no. 20 7590 and external thread, suitable for all HSS bi-metal hole saws				
9.5 mm Hex, without driver				
	for hole saws 14 – 30 mm ø		1	20 7580
	for hole saws 32 – 152 mm ø		1	20 7581
11 mm hexagonal, with driver				
	for hole saws 32 – 152 mm ø		1	20 7584
11 mm hexagonal, with driver and and internal counternut				
	for hole saws 32 – 152 mm ø		1	20 7586
SDS holder, without driver				
	for hole saws 14 – 30 mm ø		1	20 7588
SDS holder, with driver				
	for hole saws 32 – 152 mm ø		1	20 7589
HSS guide drill				
for holder shafts CIMCO article no. 20 7580, 20 7581, 20 7584, 20 7586, 20 7588 and 20 7589				
	6.35 mm ø – 70 mm long		1	20 7590
	6.35 mm ø – 115 mm long		1	20 7592
Push-out spring				
suitable from 52 mm ø				
			1	20 7596
Edge countersink				
for HSS bi-metal hole saws with 68 mm ø, with two specially-hardened cutting teeth				
			1	20 7598
HSS bi-metal – hole saw sets				
ELEKTRO-TOP with edge countersink				
Contents: One hole saw each in sizes 35 mm, 68 mm, 75 mm ø				
Edge countersink for 68 mm ø, with two specially-hardened cutting teeth				
Holder shaft with two driver pins CIMCO-Article no. 20 7584				
HSS guide drill bit, 6.35 mm ø, length 70 mm				
Push-out spring (for all saws from 52 mm ø)				
Comprehensive drilling instructions, supplied in impact-resistant plastic box				
			1	20 7400

Design	Size mm	PU	Article no.

ELEKTRO METRIC

with 6 hole saws for drilling through-holes for metric screwed cable glands
Holder shafts with HSS guide drill, (CIMCO article no. 20 7580 and 20 7584)

Hole saws ø mm			
20			20 7420
25			20 7425
32			20 7432
40			20 7440
50			20 7450
64			20 7464
		1	20 7573

Socket cutter

hole saw with metal body, 6 mm ø holder shaft, induction-hardened saw tips, cutting depth 19 mm
7 saw attachments 25 (1") - 32 (1 1/4") - 38 (1 1/2") - 44 (1 3/4") - 51 (2") - 57 (2 1/4") - 63 (2 1/2") mm ø

for wood and Rigips		1	12 0882

Hard metal hole saws

for the rational drilling of:
Rigips boards, Ytong stone, aerated concrete, wood, chipboard, plywood, hard cardboard, PVC, plastic coated boards, glass fibre boards
Saw length: 66 mm, max. drilling depth: 58 mm, M 16 holder thread

ø mm			
35		1	20 7714
68		1	20 7728
71		1	20 7730
74		1	20 7732

Hard metal edge countersink

with 2 teeth
for hard metal hole saws 68 mm ø

		1	20 7750

Holder shafts

without guide drill, with M 16 holder thread

cylindrical Holder 13 mm ø, 3 driver carriers	70	1	20 7760
SDS holder system	70	1	20 7764

Guide drill

hard metal-equipped

8 mm ø	100	1	20 7770

Hard metal hole saw

68 mm ø, with edge countersink, holder shaft and HM guide drill bit

with holder shaft 13 mm ø (CIMCO article no. 20 7760)	1	20 7740
with SDS holder shaft (CIMCO article no. 20 7764)	1	20 7744

Hard metal hole saw set, 7 piece

in steel sheet case, 3 hole saws, edge countersinks for 68 mm ø, 13 mm ø holder shaft, 1 each of HSS and hard metal guide drill

Hole saws ø mm			
35, 68, 74		1	20 7700

Diamond core drill bit

laser-welded diamond studs, for dry cutting, no regrinding required, excellent drilling capacity and high durability. Drilling without hammer-action in general masonry, stone and concrete, Quadro stone, sand-lime brick
M 16 holder thread, total length 80 mm, maximum drilling depth 70 mm.

Design	Size mm	PU	Article no.
Diamond stud quantity (segments)			
6	ø 68	1	20 7380
10	ø 82	1	20 7382

Holder shaft

for diamond core drill bit, M 16 holder thread

Shaft size 12 (hexagonal)		1	20 7384
SDS holder system		1	20 7385

Hard metal centring drill

for shaft (CIMCO article no. 20 7384)	9 mm ø x 120 mm	1	20 7386

Diamond core drill bit

complete with holder shaft and HM centring drill bit
with holder shaft (CIMCO article no. 20 7384)

Hexagonal size 12	ø 68	1	20 7378
	ø 82	1	20 7379

with holder shaft (CIMCO article no. 20 7385)

SDS holder system	ø 68	1	20 7388
	ø 82	1	20 7389

Diamond core bits

- Dry and wet cutting
- Suitable for all standard Diamant dry drills (holder M 16)
  speed recommendation approx. 2,000 rpm
- Designed with diagonal slotting for cooling (dust removal)
- High-performance diamond segments made of diamond grit bond

Diamond core bits 65, red

Working length: 65 mm
with laser-fused diamond segments made of diamond grit bond
Suitable for: hollow concrete block, masonry brick, tiles (soft), sand-lime brick (soft abrasive/hard), plaster and aerated concrete

Height mm	Segment length mm	Quantity	ø mm		
8	24	3	68	1	20 8770
8	24	4	82	1	20 8772

Diamond core bits 65, silver

Working length: 65 mm, with laser-fused diamond segments made of diamond grit bond
Suitable for: concrete products (soft), hollow concrete block, masonry brick, tiles (soft), sand-lime brick (soft abrasive/hard/high density), plaster and aerated concrete

Height mm	Segment length mm	Quantity	ø mm		
8	24	3	68	1	20 8774
8	24	4	82	1	20 8776

Diamond core bits 65, blue

Working length: 65 mm, with laser-fused diamond segments made of diamond grit bond
Suitable for: concrete products (medium-hard), reinforced concrete, hollow concrete block, masonry brick, tiles (hard), sand-lime brick (soft abrasive/hard/high density), quadro block, sand stone (hard), clinker brick (medium-hard), plaster, and aerated concrete

Height mm	Segment length mm	Quantity	ø mm		
8	24	3	68	1	20 8778
8	24	4	82	1	20 8780

Design	Size mm	PU	Article no.

Diamond core bits 65, black

Working length: 65 mm,
with laser-fused diamond segments made of diamond grit bond
Suitable for: sand-lime brick (soft/abrasive), sandstone (abrasive), plaster and aerated concrete

Height mm	Segment length mm	Quantity	ø mm		
8	24	3	68	1	20 8782
8	24	4	82	1	20 8784

Holder shaft 65

for working length: 65 mm
Steel design, including ejector drift

Hex		1	20 8836
SDS		1	20 8838

Centring drill (tapered) 65

for working length: 65 mm and for extensions with a conical holder shaft

Total length 120 mm		1	20 8834

Diamond core bits

- Dry and wet cutting
- Suitable for all standard diamond dry drills (holder M 16)
  speed recommendation approx. 2,000 rpm.
- Designed with head slotting for cooling (dust removal)
- High-performance diamond segments made of diamond grit bond

Diamond core bits 90, red

Working length: 90 mm, with laser-fused diamond segments made of diamond grit bond
Suitable for: hollow concrete block, masonry brick, tiles (soft), sand-lime brick (soft abrasive/hard), plaster and aerated concrete

Height mm	Segment length mm	Quantity	ø mm		
8	24	3	68	1	20 8790
8	24	4	82	1	20 8792

Diamond core bits 90, silver

Working length: 90 mm,
with laser-fused diamond segments made of diamond grit bond
Suitable for: concrete products (soft), hollow concrete block, masonry brick, tiles (soft),
sand-lime brick (soft abrasive/hard/high density), plaster and aerated concrete

Height mm	Segment length mm	Quantity	ø mm		
8	24	3	68	1	20 8794
8	24	4	82	1	20 8796

Diamond core bits 90, black

Working length: 90 mm,
with laser-fused diamond segments made of diamond grit bond
Suitable for: sand-lime brick (soft/abrasive), sandstone (abrasive), plaster and aerated concrete

Height mm	Segment length mm	Quantity	ø mm		
8	24	3	68	1	20 8798
8	24	4	82	1	20 8800

Diamond core bits 90 ruby

Working length: 90 mm, with laser-fused diamond segments made of diamond grit bond
Suitable for: concrete products (medium-hard), reinforced concrete, hollow concrete block, masonry brick, tiles (hard), sand-lime brick (soft abrasive/hard/high density), quadro block, sandstone (hard), plaster and aerated concrete

Height mm	Segment length mm	Quantity	ø mm		
8	24	3	68	1	20 8802
8	24	4	82	1	20 8804

Holder shaft 90

for working length: 90 mm
steel design, including ejector drift

Design	Size mm	PU	Article no.
Hex		1	20 8836
SDS		1	20 8838

Centring drill (tapered) 90

for working length: 90 mm and for extensions with a conical holder shaft

Total length 140 mm		1	20 8844

Hard metal core bits 60 dry wall

Working length: 60 mm,
with hard metal segments welded on, core bit holder M 16
Suitable for: plywood, plastics (PVC), Fermacell, wood-core plyboard, chipboard and GRP

Height mm	Segment length mm	Quantity	ø mm		
8	2.5	5	68	1	20 8786
8	2.5	5	82	1	20 8788

Holder shaft 60

for working length: 60 mm, including Allen key

Hex		1	20 8850
SDS		1	20 8852

60 centring drill

for working length: 68 mm and for extensions with a cylindrical holder shaft and locking surface

Total length 112 mm		1	20 8854

Diamond core bits 150 Universal

Working length: 150 mm
with laser-fused diamond segments made of diamond grit bond
Suitable for: concrete products (medium-hard), exposed aggregate concrete, kerbstone, paving stone, composite stone, roof tiles (medium-hard), hollow concrete block, masonry brick, tiles (soft/hard), sand-lime brick (soft abrasive/hard/high density), Quadro block, sand stone (hard), clinker brick (medium-hard), plaster, aerated concrete, and screed

Height mm	Segment length mm	Quantity	ø mm		
7	24	3	32	1	20 8810
7	24	3	42	1	20 8812
7	24	4	52	1	20 8814
7	24	4	72	1	20 8816
7	24	4	82	1	20 8818
7	24	5	112	1	20 8820
7	24	6	132	1	20 8822
7	24	7	152	1	20 8824
7	24	7	182	1	20 8826

Holder shaft 150

for working length: 150 mm, useable length: 200 mm
Steel design, including centring drill bit and ejector drift

Hex		1	20 8830
SDS		1	20 8832

Centring drill (conical) 150

for working length: 150 mm

		1	20 8833

Dust vacuum for diamond core bits

for core bits (holder M 16), with head slot, suitable for tool types with a connecting thread M 18

		1	20 8846
Centring point for dust vacuum		1	20 8848
Centring drill for dust vacuum		1	20 8840

Design	Size mm	PU	Article no.	

Diamond dry drill

The ideal tool for recessing sockets up to 82 mm, for outlet sockets and junction boxes, dimensionally accurate with minimum time required, also suitable for hard materials such as sand-lime brick, masonry, and clinker brick (dry). With mechanical safety clutch, electronic soft start, overload shutdown and temperature monitoring function, additional hand grip – variable adjustment using the clamping collar, locking knob with protection against unintentional locking

Specifications:

- Power consumption: 1,300 W
- Nominal voltage: 230 V ~
- Nominal speed: 0 – 2000 rpm
- Max. drilling diameter: 32 – 82 mm
- Idling speed: 3400 rpm
- Tool holder: M 18 external
- Clamping collar diameter: 46 mm
- Weight: 3.4 kg

		1	11 0008	

Diamond dry drill, soft hammer-action

Dry drilling in diameters up to 90 mm in particularly hard material, e.g. high density sand-lime brick, armoured concrete and other abrasive materials.
With high operating speed, powerful motor, electronic soft start, temperature and overload shutdown function, gear mechanism with switchable soft hammer-action function, mechanical safety clutch, additional hand grip – variable adjustment using clamping collar.

Specifications:

- Power consumption: 1,800 W
- Nominal voltage: 230 V ~
- Nominal speed: 0 – 2,050 rpm
- Max. drilling diameter: 90 mm
- Idling speed: 3000 rpm
- Tool holder: M 18 external
- Clamping collar diameter: 53 mm
- Hammer frequency: 41,000 blows/min
- Weight: 5.9 kg

		1	11 0010	

Vacuum device 25

Despite its small container, the vacuum device is able to take up large amounts of water and dust. The vibrating mechanism cleans the filters before a dust cloud develops, thereby enabling you to work without a filter bag. With electromagnetic filter vibration, increased service life of the filter cartridges, additional manual vibration possible, device socket with automatic switch-on and switch-on delay for connected power tools, two polyester filter cartridges – durable and washable, filter surface 8600 cm – high constant suction, with practical storage, self-supporting, wheels with parking brake, water detection with sensor switch-off function – automatic shut down when max. water level is detected, filter protection, electronically controlled soft start, electronically controlled overrun, visual display of the suction power

Specifications:

- Power consumption: 1,400 W
- Nominal voltage: 230 V ~
- Frequency: 50 - 60 Hz
- Max. airflow: 61 l/s
- Max. negative pressure: 248 mbar
- Container volume: 25 l
- Dust volume (net): 20 l
- Dimensions (L x W x H): 420 x 410 x 580 mm
- Weight: 12.7 kg

		1	11 0016	

Holder shafts - dry drills

Steel design, with tool holder M 18 or resp. $^5/_8$" or R $^1/_2$"

including SDS centring drill bit	M 18 x 2.5 / M 16	1	20 8858	
including cylindrical centring drill bit	$^5/_8$" / M 16	1	20 8860	
including cylindrical centring drill bit	R $^1/_2$" / M 16	1	20 8862	
including centring drill bit (hook function)	M 18 x 2.5 / M 16	1	20 8856	

Universal deburrer

for all deburring work on drill holes as well as on straight, convex and concave edges (e.g. pipe inner and outer edges), aluminium handle, interchangeable, hardened blade

		1	20 8500	

Jigsaw blades manufactured from CrV steel

self-service packaged, for wood, plastic up to 60 mm

for AEG - Bosch - Metabo - tools		5	20 8506	
for Black + Decker – Skil – Fein - tools		5	20 8507	

Jigsaw blades manufactured from HSS bi-metal

self-service packaged, for soft steel, aluminium, non-ferrous metal, stainless steel metal up to 4 mm

for AEG - Bosch - Metabo - tools		5	20 8522	
for Black + Decker – Skil – Fein - tools		5	20 8523	

Workshop file set, 5 pieces

with cross cut, cut 2 (medium-fine), length 200 mm, with wooden haft, suitable for metal as well as wood and plastic

Design	Size mm	PU	Article no.
one of each	▭△□⌓○	1	20 6806

Workshop files

according to DIN 7261, without grip

Shape A, flat hand ▭

Cut 1	150	1	20 6502
	200	1	20 6503
	250	1	20 6504
	300	1	20 6505
Cut 2	150	1	20 6512
	200	1	20 6513
	250	1	20 6514
	300	1	20 6515
Cut 3	150	1	20 6522
	200	1	20 6523
	250	1	20 6524
	300	1	20 6525

Shape C, triangular △

Cut 1	150	1	20 6532
	200	1	20 6533
	250	1	20 6534
	300	1	20 6535
Cut 2	150	1	20 6542
	200	1	20 6543
	250	1	20 6544
	300	1	20 6545
Cut 3	150	1	20 6552
	200	1	20 6553
	250	1	20 6554
	300	1	20 6555

Shape D, square □

Cut 1	150	1	20 6561
	200	1	20 6562
	250	1	20 6563
	300	1	20 6564
Cut 2	150	1	20 6571
	200	1	20 6572
	250	1	20 6573
	300	1	20 6574
Cut 3	150	1	20 6581
	200	1	20 6582
	250	1	20 6583
	300	1	20 6584

Shape E, semi-circular ⌓

Cut 1	150	1	20 6592
	200	1	20 6593
	250	1	20 6594
	300	1	20 6595
Cut 2	150	1	20 6602
	200	1	20 6603
	250	1	20 6604
	300	1	20 6605
Cut 3	150	1	20 6612
	200	1	20 6613
	250	1	20 6614
	300	1	20 6615

Design	Size mm	PU	Article no.		

Workshop files

according to DIN 7261, without grip
Shape F, round

Cut 1	150	1	20 6622	
	200	1	20 6623	
	250	1	20 6624	
	300	1	20 6625	
Cut 2	150	1	20 6632	
	200	1	20 6633	
	250	1	20 6634	
	300	1	20 6635	
Cut 3	150	1	20 6642	
	200	1	20 6643	
	250	1	20 6644	
	300	1	20 6645	

Rasps

without grip

Cut 1	250	1	20 6701	
Cut 2	250	1	20 6711	

File grips

according to DIN ISO 395, manufactured from beech wood
for files mm

up to 100	80	20	20 6850	
up to 175	100	20	20 6852	
up to 300	120	20	20 6854	
up to 350	140	20	20 6856	
from 350	160	20	20 6857	

Key file set, 6 files

with wooden haft, according to DIN 7283, shape A to F, length 100 mm

in plastic case	▭△□⌓○	10	20 6750	

File brush

for the cleaning of wood and metal files. With stable beech wood carrier and steel edging.

Working surface 115 mm x 40 mm	250	12	14 1325	

Contact file set, 6-pieces

in DIY snatch bag

Length 160 mm		1	20 6760	

Contact brush

contact brush or spark plug brush with 0.15 mm ø curved brass edging and stable beech wood handles.

Double-row	100	12	14 1320	

cimco
G70/18V
Art-Nr.: 13 4012
cimco
3.0Ah

SCREW PUNCHERS, PLATE PUNCHERS

First class
100 % Made in Germany!
All tools made of particularly tough special steel for a long working life.

Well planned
Special cutting geometry for light first cut and speedy punching.
Little force required due to tapered, relieved blades. Die with crosshairs for improved positioning.

Innovative
DIAMANT/ DIAMANT-VA round punchers split the scrap piece into three parts. Shaped punches with lateral ejectors for the scrap part.

Practical
For manual and hydraulic use. All tools and accessory parts can be ordered individually – no packaged units.

All punching tools are 100% compatible with the systems of other manufacturers. Special punchers can be produced at short notice if dimensions are provided.

Design	Size mm	PU	Article no.

DIAMANT screw puncher

innovative splitting punch with three cutting tips: punched waste is split into three parts.
Suitable for: steel sheets (ST 37), plastic and aluminium. Operation: manual and hydraulic
Design: with punch, die, tension bolt with ball bearing (encapsulated)

Nominal size PG	Nominal size metric	Hole ø mm	Bolt Size mm	Pre-drill ø mm	Max. material thickness mm		
	12	12.5	6.0 x 40.0	6.5	1.5	1	13 2500
	16	16.2	9.5 x 50.0	10.0	2.0	1	13 2502
13	20	20.4	9.5 x 50.0	10.0	2.0	1	13 2504
	25	25.4	9.5 x 50.0	10.0	2.0	1	13 2506
	32	32.5	19.0 x 55.0	20.4*	3.0	1	13 2508
	40	40.5	19.0 x 75.0	20.4*	3.0	1	13 2510
	50	50.5	19.0 x 75.0	20.4*	3.0	1	13 2512
	63	63.5	19.0 x 75.0	20.4*	3.0	1	13 2514

* 1. Pre-drill: ø 10.0 mm 2. Pre-punch: ø 20.4 mm

Nominal size PG	Nominal size metric	Hole ø mm	Bolt Size mm	Pre-drill ø mm	Max. material thickness mm		
9		15.2	9.5 x 50.0	10.0	2.0	1	13 2518
11		18.6	9.5 x 50.0	10.0	2.0	1	13 2520
13	20	20.4	9.5 x 50.0	10.0	2.0	1	13 2504
16		22.5	9.5 x 50.0	10.0	2.0	1	13 2524
21		28.3	9.5 x 50.0	10.0	2.0	1	13 2526
29		37.0	19.0 x 55.0	20.4*	3.0	1	13 2528
36		47.0	19.0 x 75.0	20.4*	3.0	1	13 2530
42		54.0	19.0 x 75.0	20.4*	3.0	1	13 2532
48		60.0	19.0 x 75.0	20.4*	3.0	1	13 2534

* 1. Pre-drill: ø 10.0 mm 2. Pre-punch: ø 20.4 mm

Nominal size Inches	Hole ø mm	Bolt Size mm	Pre-drill ø mm	Max. material thickness mm		
1-7/32“	30.5	9.5 x 50.0	10.0	2.0	1	13 2536

DIAMANT screw puncher accessories

for bolt size 6.0 mm x 40 mmSize mm			
Tension bolt with ball bearing	6.0 x 40	1	13 5010
Hydraulic bolt, complete	19.0 / 6.0	1	13 5012
Punch (with 6.0 mm thread)	12.5	1	13 2542
Die (for 6.0 mm bolt)	12.5	1	13 2544

for bolt size 9.5 mm x 50 mm			
Tension bolt with ball bearing	9.5 x 50	1	13 5000
Hydraulic bolt	19.0 / 9.5	1	13 5002
Punch (with 9.5 mm thread)	15.2	1	13 2550
	16.2	1	13 2552
	18.6	1	13 2554
	20.4	1	13 2556
	22.5	1	13 2558
	25.4	1	13 2560
	28.3	1	13 2562
	30.5	1	13 2564
Die (for 9.5 mm bolt)	15.2	1	13 2566
	16.2	1	13 2568
	18.6	1	13 2570
	20.4	1	13 2572
	22.5	1	13 2574
	25.4	1	13 2576
	28.3	1	13 2578
	30.5	1	13 2580

Design	Size mm	PU	Article no.

DIAMANT screw puncher accessories

for bolt size 19 mm x 55 mm			
Tension bolt with ball bearing	19.0 x 55.0	1	13 5004
Hydraulic bolt	19.0 x 120.0	1	13 5006
Punch (with 19 mm thread)	32.5	1	13 2586
	37.0	1	13 2588
Die (for 19 mm bolt)	32.5	1	13 2590
	37.0	1	13 2592
for bolt size 19 mm x 75 mm			
Tension bolt with ball bearing	19.0 x 75	1	13 5008
Hydraulic bolt	19.0 x 120	1	13 5006
Punch (with 19 mm thread)	40.5	1	13 2598
	47.0	1	13 2600
	50.5	1	13 2602
	54.0	1	13 2604
	60.0	1	13 2606
	63.5	1	13 2608
Die (for 19 mm bolt)	40.5	1	13 2610
	47.0	1	13 2612
	50.5	1	13 2614
	54.0	1	13 2616
	60.0	1	13 2618
	63.5	1	13 2620

DIAMANT screw puncher – VA

Innovative splitting punch with three cutting tips: punched waste is split into three parts.
Suitable for: stainless steel (VA), steel sheets (ST 37), plastic and aluminium. Operation: manual and hydraulic (we recommend the use of a hydraulic unit). Design: with splitting punch, die, without tension bolt

Nominal size PG	Nominal size metric	Hole ø mm	Bolt Size mm	Pre-drill ø mm	Max. material thickness mm		
	16	16.2	11.1 x 60.0	11.5	2.5	1	13 2700
13	20	20.4	11.1 x 60.0	11.5	2.5	1	13 2702
	25	25.4	11.1 x 60.0	11.5	2.5	1	13 2704
	32	32.5	19.0 x 55.0	20.4*	3.5	1	13 2706
	40	40.5	19.0 x 75.0	20.4*	3.5	1	13 2708
	50	50.5	19.0 x 75.0	20.4*	3.5	1	13 2710
	63	63.5	19.0 x 75.0	20.4*	3.5	1	13 2712

* 1. Pre-drill: ø 11.5 mm 2. Pre-punch: ø 20.4 mm

Nominal size PG	Nominal size metric	Hole ø mm	Bolt Size mm	Pre-drill ø mm	Max. material thickness mm		
9		15.2	11.1 x 60.0	11.5	2.5	1	13 2714
11		18.6	11.1 x 60.0	11.5	2.5	1	13 2716
13	20	20.4	11.1 x 60.0	11.5	2.5	1	13 2702
16		22.5	11.1 x 60.0	11.5	2.5	1	13 2720
21		28.3	19.0 x 55.0	20.4*	3.5	1	13 2722
29		37.0	19.0 x 55.0	20.4*	3.5	1	13 2724
36		47.0	19.0 x 75.0	20.4*	3.5	1	13 2726
42		54.0	19.0 x 75.0	20.4*	3.5	1	13 2728
48		60.0	19.0 x 75.0	20.4*	3.5	1	13 2730

* 1. Pre-drill: ø 11.5 mm 2. Pre-punch: ø 20.4 mm

Nominal size PG	Nominal size metric	Hole ø mm	Bolt Size mm	Pre-drill ø mm	Max. material thickness mm		
1-7 / 32“		30.5	19 x 55	20.4*	3.5	1	13 2732

* 1. Pre-drill: ø 11.5 mm 2. Pre-punch: ø 20.4 mm

DIAMANT screw puncher accessories – VA

Design	Size mm	PU	Article no.
for bolt size 11.1 mm x 60 mm			
Tension bolt with ball bearing	11.1 x 60.0	1	13 5014
Hydraulic bolt, complete	19.0 / 11.1	1	13 5016
Punch (with 11.1 mm thread)	15.2	1	13 2734
	16.2	1	13 2736
	18.6	1	13 2738
	20.4	1	13 2740
	22.5	1	13 2742
	25.4	1	13 2744
Die (for 11.1 mm bolt)	15.2	1	13 2746
	16.2	1	13 2748
	18.6	1	13 2750
	20.4	1	13 2752
	22.5	1	13 2754
	25.4	1	13 2756

for bolt size 19 mm x 55 mm			
Tension bolt with ball bearing	19.0 x 55.0	1	13 5004
Hydraulic bolt	19.0 x 120.0	1	13 5006
Punch (with 19 mm thread)	28.3	1	13 2758
	30.5	1	13 2760
	32.5	1	13 2762
	37.0	1	13 2764
Die (for 19 mm bolt)	28.3	1	13 2766
	30.5	1	13 2768
	32.5	1	13 2770
	37.0	1	13 2772

for bolt size 19 mm x 75 mm			
Tension bolt with ball bearing	19.0 x 75.0	1	13 5008
Hydraulic bolt	19.0 x 120.0	1	13 5006
Punch (with 19 mm thread)	40.5	1	13 2774
	47.0	1	13 2776
	50.5	1	13 2778
	54.0	1	13 2780
	60.0	1	13 2782
	63.5	1	13 2784
Die (for 19 mm bolt)	40.5	1	13 2786
	47.0	1	13 2788
	50.5	1	13 2790
	54.0	1	13 2792
	60.0	1	13 2794
	63.5	1	13 2796

Round screw puncher BASIC

Suitable for: steel sheets (ST 37), plastic, and aluminium.
Operation: manual and hydraulic, punched waste is punched out in a single piece
Design: includes punch, die, and tension bolt with ball bearing (encapsulated)

Nominal size PG	Nominal size metric	Hole ø mm	Bolt Size mm	Pre-drill ø mm	Max. material thickness mm		
	16	16.2	9.5 x 50.0	10.0	2.0	1	13 2300
13	20	20.4	9.5 x 50.0	10.0	2.0	1	13 2302
	25	25.4	9.5 x 50.0	10.0	2.0	1	13 2304
	32	32.5	9.5 x 50.0	10.0	2.0	1	13 2306
	40	40.5	19.0 x 55.0	20.4*	3.0	1	13 2308
	50	50.5	19.0 x 75.0	20.4*	3.0	1	13 2310
	63	63.5	19.0 x 75.0	20.4*	3.0	1	13 2312

* 1. Pre-drill: ø 10.0 mm 2. Pre-punch: ø 20.4 mm

Design	Size mm	PU	Article no.

Round screw puncher BASIC

Nominal size PG	Nominal size metric	Hole ø mm	Bolt Size mm	Pre-drill ø mm	Max. material thickness mm		
9		15.2	9.5 x 50.0	10.0	2.0	1	13 2318
11		18.6	9.5 x 50.0	10.0	2.0	1	13 2320
13	20	20.4	9.5 x 50.0	10.0	2.0	1	13 2302
16		22.5	9.5 x 50.0	10.0	2.0	1	13 2324
21		28.3	9.5 x 50.0	10.0	2.0	1	13 2326
29		37.0	19.0 x 55.0	20.4*	3.0	1	13 2328
36		47.0	19.0 x 75.0	20.4*	3.0	1	13 2330
42		54.0	19.0 x 75.0	20.4*	3.0	1	13 2332
48		60.0	19.0 x 75.0	20.4*	3.0	1	13 2334

* 1. Pre-drill: ø 10.0 mm 2. Pre-punch: ø 20.4 mm

Nominal size Inches	Hole ø mm	Bolt Size mm	Pre-drill ø mm	Max. material thickness mm		
1-7 / 32“	30.5	9.5 x 50.0	10.0	2.0	1	13 2336
	68.0	19.0 x 75.0	20.4*	3.0	1	13 2338
2-3 / 4“	70.0	19.0 x 75.0	20.4*	3.0	1	13 2340
3“	76.2	19.0 x 75.0	20.4*	3.0	1	13 2342
3-1 / 8“	80.0	19.0 x 75.0	20.4*	3.0	1	13 2344
	82.0	19.0 x 75.0	20.4*	3.0	1	13 2346

* 1. Pre-drill: ø 10.0 mm 2. Pre-punch: ø 20.4 mm

BASIC screw puncher accessories

for bolt size 9.5 mm x 50 mm			
Tension bolt with ball bearing	9.5 x 50.0	1	13 5000
Hydraulic bolt	19.0 / 9.5	1	13 5002
Punch (with 9.5 mm thread)	15.2	1	13 2354
	16.2	1	13 2356
	18.6	1	13 2358
	20.4	1	13 2360
	22.5	1	13 2362
	25.4	1	13 2364
	28.3	1	13 2366
	30.5	1	13 2368
	32.5	1	13 2370
Die (for 9.5 mm bolt)	15.2	1	13 2374
	16.2	1	13 2376
	18.6	1	13 2378
	20.4	1	13 2380
	22.5	1	13 2382
	25.4	1	13 2384
	28.3	1	13 2386
	30.5	1	13 2388
	32.5	1	13 2390

for bolt size 19 mm x 55 mm			
Tension bolt with ball bearing	19.0 x 55.0	1	13 5004
Hydraulic bolt	19.0 x 120.0	1	13 5006
Punch (with 19 mm thread)	37.0	1	13 2396
	40.5	1	13 2398
Die (for 19 mm bolt)	37.0	1	13 2400
	40.5	1	13 2402

BASIC screw puncher accessories

Design	Size mm	PU	Article no.
for bolt size 19 mm x 75 mm			
Tension bolt with ball bearing	19.0 x 75.0	1	13 5008
Hydraulic bolt	19.0 x 120.0	1	13 5006
Punch (with 19 mm thread)	47.0	1	13 2408
	50.5	1	13 2410
	54.0	1	13 2412
	60.0	1	13 2414
	63.5	1	13 2416
	68.0	1	13 2418
	70.0	1	13 2420
	76.2	1	13 2424
	80.0	1	13 2426
	82.0	1	13 2428
Die (for 19 mm bolt)	47.0	1	13 2430
	50.5	1	13 2432
	54.0	1	13 2434
	60.0	1	13 2436
	63.5	1	13 2438
	68.0	1	13 2440
	70.0	1	13 2442
	76.2	1	13 2446
	80.0	1	13 2448
	82.0	1	13 2450

DIAMANT screw puncher sets

As an option with five or seven different sizes.
Suitable for: steel sheets (ST 37), plastic and aluminium. Operation: manual and hydraulic
Design: consists of splitting punches and dies. Storage: in practical, strong plastic case

Design	Nominal size metric mm	max. material thickness mm		
	16	2.0		
	20	2.0		
	25	2.0		
	32	2.0		
	40	3.0		
5 piece			1	13 3000

Design	Nominal size metric mm	max. material thickness mm		
	16	2.0		
	20	2.0		
	25	2.0		
	32	2.0		
	40	3.0		
	50	3.0		
	63	3.0		
7 piece			1	13 3002

Additional equipment: tension bolt with ball bearing (encapsulated), pre-drill and assembly paste

Design	Nominal size metric mm	max. material thickness mm		
	12	1.5		
	16	2.0		
	20	2.0		
	25	2.0		
	32	2.0		
	40	3.0		
11 piece			1	13 3008

Design	Nominal size metric mm	max. material thickness mm		
	16	2.0		
	20	2.0		
	25	2.0		
	32	2.0		
	40	3.0		
	50	3.0		
	63	3.0		
13 piece			1	13 3010

Design	Size mm	PU	Article no.		

DIAMANT screw puncher sets

12-piece screw puncher sets including hand-held punch and accessories. As an option, with straight hand-held punch or 90° angled hand-held punch.
Suitable for: steel sheets (ST 37), plastic and aluminium. Operation: hydraulic
Design: consists of five splitting punches and dies; hydraulic bolts (2 pieces), pre-drill and spacer sleeve set (3-piece). Storage: in practical, strong plastic case

Contains straight hydraulic hand-held punch

Design	Nominal size metric mm	max. material thickness mm			
	16	2.0			
	20	2.0			
	25	2.0			
	32	2.0			
	40	3.0			
12-piece			1	13 3012	

Contains 90° angled hand-held punch, can be rotated 360°

Design	Nominal size metric mm	max. material thickness mm			
	16	2.0			
	20	2.0			
	25	2.0			
	32	2.0			
	40	3.0			
12-piece			1	13 3014	

12-piece screw puncher set accessories

Individual parts				
Hydraulic bolt, complete	19.0 / 9.5	1	13 5002	
Hydraulic bolt	19.0 x 120.0	1	13 5006	
Spacer sleeve set (3-piece)		1	13 5072	
Pre-drill	10.0	1	13 4026	

DIAMANT screw puncher sets – VA

Screw puncher sets consisting of splitting punches and dies: options for five or seven different sizes.
Suitable for: stainless steel (VA), steel sheets (ST 37), plastic and aluminium. Operation: manual and hydraulic (we recommend the use of a hydraulic unit)
Design: consists of splitting punches and dies. Storage: in practical, strong plastic case

Design	Nominal size metric mm	max. material thickness mm			
	16	2.5			
	20	2.5			
	25	2.5			
	32	3.5			
	40	3.5			
5-piece			1	13 3004	

	16	2.5			
	20	2.5			
	25	2.5			
	32	3.5			
	40	3.5			
	50	3.5			
	63	3.5			
7 piece			1	13 3006	

1 2 3 4 5 6 7 8 9 10 11 12 13 14 15 16 17 18 18 20 21 22 23 24 25 26

	Design	Size mm	PU	Article no.	

DIAMANT screw puncher sets – VA

12-piece screw puncher sets including hand-held punch and accessories. As an option, with straight hand-held punch or 90° angled hand-held punch.
Suitable for: stainless steel (VA), steel sheets (ST 37), plastic and aluminium. Operation: hydraulic
Design: consists of five splitting punches and dies; hydraulic bolts (2 pieces), pre-drill and spacer sleeve set (3-piece). Storage: in practical, strong plastic case

Contains straight hydraulic hand-held punch

Design	Nominal size metric mm	max. material thickness mm			
	16	2.5			
	20	2.5			
	25	2.5			
	32	3.5			
	40	3.5			
12-piece			1	13 3016	

Contains hydraulic 90° angled hand-held punch, can be rotated 360°

Design	Nominal size metric mm	max. material thickness mm			
	16	2.5			
	20	2.5			
	25	2.5			
	32	3.5			
	40	3.5			
12-piece			1	13 3018	

12-piece screw puncher set accessories

Individual parts				
Hydraulic bolt, complete	19.0 / 11.1	1	13 5016	
Hydraulic bolt	19.0 x 120.0	1	13 5006	
Spacer sleeve set (3-piece)		1	13 5072	
Pre-drill	11.5	1	13 4030	

Round and groove screw puncher

Patented die: with lateral scrap part ejector. Hole punching design with 3 mm stud: for anti-rotation locking of pushbuttons and switches. Suitable for: steel sheet (ST 37), plastic and aluminium. Operation: manual and hydraulic
Design: with punch, die, tension bolt with ball bearing (encapsulated), counter nut and adapter for hydraulic operation. Storage: in a practical, strong plastic case

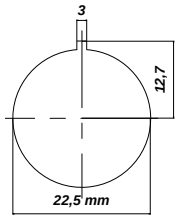

Nominal size ø	Pre-drill ø mm	max. material thickness mm			
22.5 mm with 3 mm stud	14.0	2.0	1	13 2800	

Round and groove screw puncher accessories

Individual parts				
Tension bolt with ball bearing		1	13 5018	
Counter nut		1	13 5020	
Screw-down nut		1	13 5022	
Adapter for hydraulics		1	13 5024	
Punch	22.5 - 3.2 - 25.4	1	13 2802	
Die	22.5 - 3.2 - 25.4	1	13 2804	

Design	Size mm	PU	Article no.	

Round and groove screw puncher VA

With lateral ejector for the scrap part, supplied in a plastic case, suitable for hydraulic operation, stainless steel sheets (VA) and steel sheets (ST 37). Hole punch design with stud. For anti-rotation locking of pushbuttons and switches.

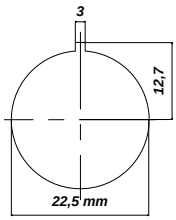

Nominal size ø	Pre-drill ø mm	max. material thickness mm			
22.5 mm with 3 mm stud	14.0	2.0	1	13 2801	

Round and groove screw puncher VA accessories

Tension bolt with ball bearing		1	13 5018	
Counter nut		1	13 5020	
Screw-down nut		1	13 5022	
Adapter for hydraulics		1	13 5024	
Punch	22.5 - 3.2 - 25.4	1	13 2803	
Die	22.5 - 3.2 - 25.4	1	13 2804	

Rectangular screw puncher

Patented die: with lateral scrap part ejector.
Suitable for: steel sheets (ST 37), plastic and aluminium. Operation: manual and hydraulic
Design: with punch, die, tension bolt with ball bearing (encapsulated), counter nut and adapter for hydraulic operation. Storage: in a practical, strong plastic case

Nominal size ø	Pre-drill ø mm	max. material thickness mm			
17.0 x 19.0	14.0	2.0	1	13 2806	
21.8 x 25.8	17.0	2.0	1	13 2808	
22.0 x 30.0	17.0	2.0	1	13 2810	
22.0 x 42.0	17.0	2.0	1	13 2811	
25.0 x 50.0	17.0	2.0	1	13 2812	

Rectangular screw puncher accessories

Individual parts				
Tension bolt with ball bearing		1	13 5028	
Counter nut		1	13 5020	
Screw-down nut		1	13 5022	
Adapter for hydraulics		1	13 5024	
Punch	17.0 x 19.0	1	13 2818	
Die	17.0 x 19.0	1	13 2828	

Rectangular screw puncher accessories

Individual parts				
Tension bolt with ball bearing		1	13 5021	
Counter nut		1	13 5020	
Screw-down nut		1	13 5030	
Adapter for hydraulics		1	13 5032	
Punch	21.8 x 25.8	1	13 2820	
Punch	22.0 x 30.0	1	13 2822	
Punch	22.0 x 42.0	1	13 2824	
Die	21.8 x 25.8	1	13 2830	
Die	22.0 x 30.0	1	13 2832	
Die	22.0 x 42.0	1	13 2834	
Counter nut		1	13 5046	
Punch	25.0 x 50.0	1	13 2826	
Die	25.0 x 50.0	1	13 2836	

	Design	Size mm	PU	Article no.

Rectangular screw puncher

Patented die: with lateral scrap part ejector.
Suitable for: steel sheets (ST 37), plastic and aluminium. Operation: hydraulic
Design: with punch, die, hydraulic bolt and counter nut
Storage: in a practical, strong plastic case

Nominal size ø	Pre-drill ø mm	max. material thickness mm		
45.0 x 92.0	24.0	2.0	1	13 2813
46.0 x 92.0	24.0	2.0	1	13 2814
68.0 x 138.0	30.0*	3.0	1	13 2816

*Only in combination with CIMCO article no. 13 4022 or adapter 13 5088

Rectangular screw puncher accessories

Individual parts			
Hydraulic bolt		1	13 5034
Counter nut		1	13 5036
Punch	45.0 x 92.0	1	13 2837
Punch	46.0 x 92.0	1	13 2838
Die	45.0 x 92.0	1	13 2841
Die	46.0 x 92.0	1	13 2842
Hydraulic bolt		1	13 5038
Counter nut		1	13 5040
Punch	68.0 x 138.0	1	13 2840
Die	68.0 x 138.0	1	13 2844

Square screw puncher

Patented die: with lateral scrap part ejector.
Suitable for: steel sheets (ST 37), plastic and aluminium. Operation: manual and hydraulic
Design: with punch, die, tension bolt with ball bearing (encapsulated), counter nut and adapter for hydraulic operation. Storage: in a practical, strong plastic case

Nominal size ø	Pre-drill ø mm	max. material thickness mm		
12.7 x 12.7	10.0	1.75	1	13 2846
15.8 x 15.8	10.0	1.75	1	13 2848
19.0 x 19.0	14.0	2.00	1	13 2850
22.2 x 22.2	14.0	2.00	1	13 2852
24.0 x 24.0	14.0	2.00	1	13 2854
25.4 x 25.4	17.0	2.00	1	13 2856

Square screw puncher accessories

Individual parts			
Tension bolt with ball bearing		1	13 5042
Counter nut		1	13 5044
Screw-down nut		1	13 5022
Adapter for hydraulics		1	13 5024
Punch	12.7 x 12.7	1	13 2872
Punch	15.8 x 15.8	1	13 2874
Die	12.7 x 12.7	1	13 2884
Die	15.8 x 15.8	1	13 2886
Tension bolt with ball bearing		1	13 5028
Counter nut		1	13 5020
Screw-down nut		1	13 5022
Adapter for hydraulics		1	13 5024
Punch	19.0 x 19.0	1	13 2876
Punch	22.2 x 22.2	1	13 2878
Punch	24.0 x 24.0	1	13 2880
Die	19.0 x 19.0	1	13 2888
Die	22.2 x 22.2	1	13 2890
Die	24.0 x 24.0	1	13 2892

Design	Size mm	PU	Article no.		

Square screw puncher accessories

Tension bolt with ball bearing		1	13 5021	
Counter nut		1	13 5020	
Screw-down nut		1	13 5030	
Adapter for hydraulics		1	13 5032	
Punch	25.4 x 25.4	1	13 2882	
Die	25.4 x 25.4	1	13 2894	

Square screw puncher

Patented die: with lateral scrap part ejector.
Suitable for: steel sheets (ST 37), plastic and aluminium. Operation: hydraulic. Design: with punch, die, hydraulic bolt and counter nut. Storage: in a practical, strong plastic case

Nominal size ø	Pre-drill ø mm	max. material thickness mm			
45.5 x 45.5	20.0	3.0	1	13 2858	
46.0 x 46.0	20.0	3.0	1	13 2860	
50.8 x 50.8	24.0	3.0	1	13 2862	
68.0 x 68.0	24.0	3.0	1	13 2864	
92.0 x 92.0	30.0*	3.0	1	13 2866	
125.0 x 125.0	30.0*	3.0	1	13 2868	
138.0 x 138.0	30.0*	3.0	1	13 2870	

*Only in combination with CIMCO article no. 13 4022 or adapter 13 5088

Square screw puncher accessories

Individual parts

Hydraulic bolt		1	13 5048	
Counter nut		1	13 5050	
Punch	45.5 x 45.5	1	13 2896	
Punch	46.0 x 46.0	1	13 2898	
Die	45.5 x 45.5	1	13 2910	
Die	46.0 x 46.0	1	13 2912	
Hydraulic bolt		1	13 5034	
Counter nut		1	13 5050	
Punch	50.8 x 50.8	1	13 2900	
Die	50.8 x 50.8	1	13 2914	
Hydraulic bolt		1	13 5034	
Counter nut		1	13 5036	
Punch	68.0 x 68.0	1	13 2902	
Die	68.0 x 68.0	1	13 2916	
Hydraulic bolt		1	13 5038	
Counter nut		1	13 5036	
Punch	92.0 x 92.0	1	13 2904	
Die	92.0 x 92.0	1	13 2918	
Hydraulic bolt		1	13 5038	
Counter nut		1	13 5054	
Punch	125.0 x 125.0	1	13 2906	
Punch	138.0 x 138.0	1	13 2908	
Die	125.0 x 125.0	1	13 2920	
Die	138.0 x 138.0	1	13 2922	

	Design	Size mm	PU	Article no.	

Square screw puncher - VA

Patented die: with lateral scrap part ejector.
Suitable for: stainless steel (VA steel) and steel sheets (ST 37). Operation: hydraulic. Design: with punch, die, hydraulic bolt and counter nut. Storage: in a practical, strong plastic case

Nominal size ø	Pre-drill ø mm	max. material thickness mm			
46.0 x 46.0	20.0	2.0	1	13 2861	
68.0 x 68.0	24.0	2.0	1	13 2865	
92.0 x 92.0	30.0*	2.0	1	13 2867	

*Only in combination with CIMCO article no. 13 4022 or adapter 13 5088

Square screw puncher VA accessories

Individual parts				
Hydraulic bolt		1	13 5048	
Counter nut		1	13 5050	
Punch	46.0 x 46.0	1	13 2899	
Die	46.0 x 46.0	1	13 2912	
Hydraulic bolt		1	13 5034	
Counter nut		1	13 5036	
Punch	68.0 x 68.0	1	13 2903	
Die	68.0 x 68.0	1	13 2916	
Hydraulic bolt		1	13 5038	
Counter nut		1	13 5036	
Punch	92.0 x 92.0	1	13 2905	
Die	92.0 x 92.0	1	13 2918	

Screw puncher Sub-Min-D



Patented die: with lateral scrap part ejector. Suitable for: steel sheets (ST 37) and stainless steel (VA steel). Operation: manual and hydraulic. Design: for multiple plug-in connectors, with punch, die, tension bolt, counter nut, screw-down nut with ball bearing (encapsulated) and adapter for hydraulic operation
Storage: in a practical, strong plastic case

Number of pins	Nominal size mm	Pre-drill mm	max. matl thickness mm ST 37 / VA		
9	19.8 x 11.3	10.0	2.00 / 1.50	1	13 2924
15	28.2 x 11.3	10.0	2.00 / 1.50	1	13 2926
25	41.9 x 11.3	10.0	1.75 / 1.25	1	13 2928
37	58.4 x 11.3	10.0	1.75 / 1.25	1	13 2930
50	55.7 x 13.9	10.0	1.65 / 1.00	1	13 2932

Sub-Min-D screw punch accessories

Individual parts				
Tension bolt		1	13 5056	
Counter nut		1	13 5058	
Screw-down nut		1	13 5022	
Adapter/hydraulics		1	13 5024	
Punch	20.0 x 11.9	1	13 2934	
Die	20.0 x 11.9	1	13 2944	
Tension bolt		1	13 5056	
Counter nut		1	13 5060	
Screw-down nut		1	13 5022	
Adapter/hydraulics		1	13 5024	
Punch	28.6 x 11.9	1	13 2936	
Die	28.6 x 11.9	1	13 2946	

Design	Size mm	PU	Article no.

Sub-Min-D screw punch accessories

Individual parts

Tension bolt		1	13 5056
Counter nut		1	13 5062
Screw-down nut		1	13 5022
Adapter/hydraulics		1	13 5024
Punch	42.0 x 11.9	1	13 2938
Die	42.0 x 11.9	1	13 2948
Tension bolt		1	13 5056
Counter nut		1	13 5064
Screw-down nut		1	13 5022
Adapter/hydraulics		1	13 5024
Punch	58.3 x 11.9	1	13 2940
Die	58.3 x 11.9	1	13 2950
Tension bolt		1	13 5056
Counter nut		1	13 5066
Screw-down nut		1	13 5022
Adapter/hydraulics		1	13 5024
Punch	55.9 x 14.7	1	13 2942
Die	55.9 x 14.7	1	13 2952

Special screw puncher for heavy-duty plug-in connectors

Patented die: with lateral scrap part ejector. Drilling position is marked out by the die using centre punches: centre punches can be exchanged or wound back using 2.5 mm hex keys.
There is therefore no need to mark out the centre marking. Suitable for: steel sheets (ST 37), plastic and aluminium.
Operation: hydraulic. Design: with punch, die, hydraulic bolt and counter nut.
Storage: in practical, strong plastic case

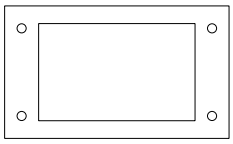

Number of pins	Nominal size mm	Pre-drill mm	max. matl thickness mm ST 37 / VA		
6	52.0 x 36.0	24.0	2.0	1	13 2954
10	65.0 x 36.0	24.0	2.0	1	13 2956
16	86.0 x 36.0	24.0	2.0	1	13 2958
24	112.0 x 36.0	24.0	2.0	1	13 2960

Special screw puncher accessories

Individual parts

Hydraulic bolt		1	13 5034
Counter nut		1	13 5050
Punch	52.0 x 36.0	1	13 2962
Die	52.0 x 36.0	1	13 2970
Hydraulic bolt		1	13 5034
Counter nut		1	13 5050
Punch	65.0 x 36.0	1	13 2964
Die	65.0 x 36.0	1	13 2972
Hydraulic bolt		1	13 5034
Counter nut		1	13 5050
Punch	86.0 x 36.0	1	13 2966
Die	86.0 x 36.0	1	13 2974
Hydraulic bolt		1	13 5034
Counter nut		1	13 5070
Punch	112.0 x 36.0	1	13 2968
Die	112.0 x 36.0	1	13 2976

	Design	Size mm	PU	Article no.



Special screw puncher VA for heavy-duty plug-in connectors

Patented die: with lateral scrap part ejector. Drilling position is marked out by the die using centre punches: centre punches can be exchanged or wound back using 2.5 mm hex keys. There is therefore no need to mark out the centre marking. Suitable for: stainless steel (VA steel) and steel sheets (ST 37).Operation: hydraulic.
Design: with punch, die, hydraulic bolt and counter nut.
Storage: in a practical, strong plastic case

Number of pins	Nominal size mm	Pre-drill mm	max. material thickness mm ST 37 / VA		
6	52.0 x 36.0	24.0	2.0	1	13 2980
10	65.0 x 36.0	24.0	2.0	1	13 2982
16	86.0 x 36.0	24.0	2.0	1	13 2984
24	112.0 x 36.0	24.0	2.0	1	13 2986

Special screw puncher VA accessories

Hydraulic bolt		1	13 5034
Counter nut		1	13 5050
Punch	52.0 x 36.0	1	13 2990
Die	52.0 x 36.0	1	13 2970
Hydraulic bolt		1	13 5034
Counter nut		1	13 5070
Punch	65.0 x 36.0	1	13 2992
Die	65.0 x 36.0	1	13 2972
Hydraulic bolt		1	13 5034
Counter nut		1	13 5050
Punch	86.0 x 36.0	1	13 2994
Die	86.0 x 36.0	1	13 2974
Hydraulic bolt		1	13 5034
Counter nut		1	13 5070
Punch	112.0 x 36.0	1	13 2996
Die	112.0 x 36.0	1	13 2976

Image video
Hole punching technology

Hydraulic battery-operated punch

practical hand-held hydraulic tool with high performance rechargeable 18 V battery, for round, rectangular and square punching in control cabinets and plant construction. With pressure relief valve, high-power drive motor, high tensile strength aluminium head, weight including battery only 3.7 kg, ergonomically designed two-component handle, rechargeable battery packs can be inserted from either of two sides:

battery insertion from front
ensures a stable position

battery insertion from back
for space-saving operation

- Punching force: 70 kN with pressure relief valve
- Battery: charging time: 45 minutes after full discharge
- Battery charger: will charge all rechargeable 18 – 28 V batteries, compatible with NiCD, NiMH and Li-Ion batteries,
- Automatic temperature monitoring, charge condition on LED display
- Supplied in a strong plastic case: battery operated hand-held hydraulic unit, two 18 V rechargeable batteries, 18 – 28 V battery charger, two hydraulic bolts, spacer sleeve set (3-piece), pre-drill 11.0 mm, operating instructions

Hydraulic battery-operated punch with accessories	1	13 4012
Rechargeable battery	1	13 4014

Design	Size mm	PU	Article no.		

Hydraulic hand-held punches

Practical hand-held punch for round, rectangular and square punching in control cabinets and plant construction.
Pressure relief valve provides safety function: pressure switched off automatically at 650 bar.
Made of high tensile strength aluminium (saving approx. 40% in weight), ergonomic handle – springs back by itself, one-handed operation means easier positioning of the die in the crosshairs. Punching force: 75 kN
operating pressure max: 650 bar.

Hydraulic hand-held punch – straight design (1.6 kg)		1	13 4016		

Hydraulic hand-held punch – angled 90°, can be rotated 360° (1.9 kg)		1	13 4018		

Hydraulic punch with hand pump

Ideal in restricted spaces, for round, rectangular and square punching
in control cabinets and plant construction.
Punching force: 75 kN with pressure relief valve
Operating pressure max: 650 bar
Weight: 2.0 kg
Supplied in strong plastic case: hydraulic punch with hand pump, hydraulic cylinder, hydraulic 600 mm hose, two hydraulic bolts, spacer sleeve set (3-piece), HSS pre-drill 11.0 mm

Hydraulic punch with hand pump		1	13 4020		

Hydraulic punch with foot pump

Ideal in restricted spaces, for round, rectangular and square punching
in control cabinets and plant construction.
Keep both hands free for exact positioning and punching: splayed support stand ensures tip-proof operation
Punching force: 75 kN with pressure relief valve
Operating pressure max: 700 bar[3]
Tank volume: 270 cm
Usable oil volume: 210 cm
Flow rate: 1.7 cm per piston stroke
Supplied in a strong plastic case: foot pump, hydraulic cylinder with quick-fitting coupling, hydraulic hose 2.8 m, two hydraulic bolts, spacer sleeve set (5 pieces), pre-drill 11.0 mm

Hydraulic punch with foot pump		1	13 4022		

Hydraulic cylinder

For all electric, foot and hand-operated pumps with quick-fitting coupling and a maximum output pressure of 700 bar.
Compact construction, for punching round, rectangular and square holes as well as special shapes in stainless steel and steel sheets ST 37 (control cabinets and plant construction).
Hydraulic cylinder with quick-fitting coupling (up to 115 kN), high tensile strength aluminium body, suitable for tension bolts with UNF-thread, ø 19.0 mm, drip-free coupling and uncoupling, easy operation, with dust protector cap, supplied in a plastic case.

		1	13 4023		

Keyway pliers

quickly and easily punches keyways in 2.0 mm steel sheets (ST 37), dispenses with time-consuming filing of grooves for anti-rotational locking, keyways possible in 3.2 mm and 4.8 mm size, interchangeable keyway punch, long operating life
as punch and die are made of hardened tool steel, easy punching thanks to strong leverage transfer, weight 1.3 kg

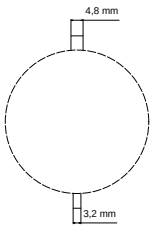

Keyway pliers		1	13 4000		
Replacement punches in 3.2 mm and 4.8 mm		1	13 4002		

	Design	Size mm	PU	Article no.

Nibbler

Pre-punched round holes can easily and economically be converted to square or rectangular holes.
Particularly recommended for producing unusual dimensions (special shapes).

Round to rectangular Round to square

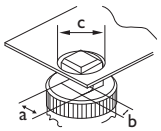

Material thickness: max. 2.0 mm ST 37

Dimensions:	a	b	c	Pre-punch
ASN 15	15.0	6.5	21.5	21.5 mm ø
ASN 20	20.0	9.0	28.5	28.5 mm ø

Nibbler ASN15		1	13 4004	
Nibbler ASN20		1	13 4006	
Replacement punch ASN15		1	13 4008	
Replacement punch ASN20		1	13 4010	

Quick release nut

For shaped punch with thread shape UNF 19 mm, used as replacement for normal counter nut saving approx. 75% time in comparison to screw version. For quickly locking and unlocking on the thread, however screwing it on or off normally is ensured despite this even it if jams. The quick release nut is pushed onto the thread of the tension bolt and then when it touches the stamp, is latched onto lid. Pushing the lid back releases this latching on again.

Quick release nut without tension bolt		1	13 5026	

Screw puncher centring ring

Made of plastic. Ideal aid for tension bolts or hydraulic bolts in screw puncher systems.
For use in oversized drill holes, for example in control cabinets to centre tension bolts (screw puncher).
The centring ring can be used with all known screw puncher designs that split the scrap part, - including products from other manufacturers! Suitable for puncher systems that split into 2 or 3 pieces. The ring size 3 is suitable for 19 mm connecting bolts (UNF3/4-16) both in manual and also in hydraulic operation.
The ring in size 3 can be used for a hole diameter of 28 mm in the sheet to be processed.
The smallest hole diameter in which the ring will still link tool and workpiece is 20.4 mm.

		10	13 5080	

Individual parts for manual operation

Bolts for steel sheets ST 37

Tension bolt with ball bearing (encapsulated)	6.0 x 40.0	1	13 5010	
Tension bolt with ball bearing (encapsulated)	9.5 x 50.0	1	13 5000	

Bolts for stainless steel and steel sheets ST 37

Tension bolt with ball bearing (encapsulated)	19.0 x 55.0	1	13 5004	
Tension bolt with ball bearing (encapsulated)	19.0 x 75.0	1	13 5008	
Tension bolt with ball bearing	11.1 x 60.0	1	13 5014	

Individual parts for hydraulic operation

Bolts for steel sheets ST 37

Hydraulic bolt, complete	19.0 / 9.5	1	13 5002	
Hydraulic bolt 13 5002	9.5 x 75.0	1	13 5074	
Adapter for hydraulic bolt 13 5002	19.0 x 38.0 (Inside: 9.5)	1	13 5024	
Hydraulic bolt	19.0 x 120.0	1	13 5006	

Bolts for stainless steel

Hydraulic bolt, complete	19.0 / 11.1	1	13 5016	
Hydraulic bolt 13 5016	11.1 x 75.0	1	13 5076	
Adapter for hydraulic bolt 13 5016	19.0 x 38.0 (Inside: 11.1)	1	13 5078	
Hydraulic bolt	19.0 x 120.0	1	13 5006	
Spacer sleeve set (3-piece)		1	13 5072	
Hydraulic oil		1 Litre	13 4024	

Design	Size mm	PU	Article no.	

Spacer sleeve set

when using tension bolts size 30.0 mm and above,
a set contains: tension bolt A0, long, spacer, two countersunk screws hex socket M 6 x 30,
two countersunk screws hex socket M 6 x 35

		1	13 5088	

General accessories

Pre-drill	10.0	1	13 4026	
Pre-drill	11.0	1	13 4028	
Pre-drill	11.5	1	13 4030	
Step drill, holder shaft 10 mm ø	M12, M16, M20, M25, M32, M40	1	13 4032	
Assembly paste	120 g	1	13 4034	

Special step drill for screw punching

HSS step drill for burr-free drilling of through-holes for screw puncher tension bolts M 8 ($^3/_8$") – M 10 ($^7/_{16}$") – M 12 – M 16 – $^3/_4$" – M 20 in material up to 4 mm thick. Suitable for use in hand and box column drills, total of 9 drill steps, holder shaft (ø 10 mm) with 3 driver carriers prevents slipping in the chuck.

		1	20 1212	

Cable duct cutter

for cutting burr-free lengths without waste, for plastic conduits and covers, low force required for cutting, foldable, sprung blade protection, fastening lugs for workbench mounting,
width of cutting blades up to 125 mm, laser engraved length stop up to 1000 mm

		1	13 4036	

DIN profile cutter and punching tool

for cutting burr-free lengths without waste, for copper mounting rails, reduced force needed with reinforced eccentric, laser-engraved length stop up to 1000 mm, hand operation for length cutting and punching in lengthways and crossways mode

Profile equipment: TS 35x15 – TS 35x7.5 – TS 15x5.5 – E-Cu 10x3.0 – C 15x34	13 4038	
Profile equipment: TS 35x15 – TS 35x7.5 – TS 15x5.5 – E-Cu 10x3.0 – G 15x32	13 4040	

TS 35 x 15

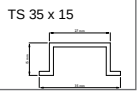

TS 35 x 7,5

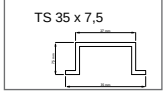

TS 15 x 5,5

E-Cu 10 x 3,0

C-Profil 15 x 34

G-Profil 15 x 32

cimco
PUSH

HAMMERS, CHISELS, SPATULAS

Head
Mechanical blocking of the hammer head with a steel wedge, sealed with synthetic resin.



Side made of fibre glass reinforced plastic, coated with a comfortable anti-slip handle.

Shaft
Security shaft made of 3 components:
Core made of thick-walled aluminium tube in high strength alloy, coated with chemically resistant and waterproof polyamide.

The whole chisel range is made of chrome vanadium steel and stands for top quality.

It is really easy to spread plaster, render, and mortar on the desired surface, making it smooth.

Design	Size mm	PU	Article no.

3-component club hammer and cross peen hammer

Mechanical blocking of the hammer head with a steel wedge, sealed with synthetic resin. Peen and cross sanded. Security shaft made of 3 components with ergonomically shaped handle: Core made of fibre glass reinforced plastic, coated with a comfortable anti-slip and anti-vibration handle - the additional rubberised handle surface provides a secure grip even with wet or oily hands.

Cross peen hammer

according to DIN 1041/1193

Hammer weight g			
300		1	13 0403
500		1	13 0405
1000		1	13 0410

Club hammer

according to DIN 6475/1193

Hammer weight g			
800		1	13 0708
1000		1	13 0710
1250		1	13 0712
1500		1	13 0715

Safety cross peen hammer

Dimensions and finish certified according to GS. DIN 1041/1193.
With protective shaft collar and additional nylon protective shaft sleeve. With double curved hickory shaft, hammer head double secured by tapered collar and synthetic resin seal.

Hammer weight g			
200		1	13 0580
300		1	13 0582
400		1	13 0584
500		1	13 0586
1000		1	13 0592

Safety club hammer

according to DIN 6475/1193, other processing as above

Hammer weight g			
1000		1	13 0600
1250		1	13 0602
1500		1	13 0604

Cross peen hammer

according to DIN 1041/1193, GS certified, with polished, curved hickory shaft, hammer head secured by ring wedge.

Hammer weight g			
300		1	13 0804
500		1	13 0808

Club hammer

according to DIN 6475/1193, GS certified, with polished, curved hickory shaft, hammer head secured by ring wedge.

Hammer weight g			
1000		1	13 0880
1250		1	13 0882

Plastic hammer

with interchangeable Cellidor inserts, for hammering out and flattening metal sheets and frames or for use with sensitive surfaces (paint, enamel, galvanisation, chrome-plating)

Head 35 mm ø		1	13 1053

Design		Size mm	PU	Article no.

Electrician's chisel

made of chrome vanadium steel

Blade width mm	Steel thickness mm			
10	8	250	1	13 0006
12	8	250	1	13 0008
15	10	250	1	13 0010

Stone chisel

according to DIN 7254 A, made of chrome vanadium air-hardening steel

Blade width mm	Steel thickness mm			
26	20 x 12	250	1	13 0022
29	23 x 13	300	1	13 0024

Octagonal stone chisel

according to DIN 7254 B, made of chrome vanadium air-hardening steel

Blade width mm	Steel thickness mm			
23	16	250	1	13 0032
26	18	300	1	13 0034

Octagonal pointed chisel

according to DIN 7256, made of chrome vanadium air-hardening steel

	Steel thickness mm			
	16	250	1	13 0052
	18	300	1	13 0054

Octagonal slot chisel

made of chrome vanadium air-hardening steel

Blade width mm	Steel thickness mm			
30	18	240	1	13 0070

Pointed punch

for centring drill holes, according to DIN 7250, octagonal, made of chrome vanadium air-hardening steel

	Steel thickness mm			
	10	120	1	13 0210

Drift punch set with pointed punch, 6-piece

made of chrome vanadium air hardened steel, length 120 mm, in plastic container, for cutting through sheet metal and thin metals, pin punching and driving in nails
1 each of the following: 1 - 2 - 3 - 4 - 5 mm ø, pointed punch 120 x 10 mm

		120	1	13 0354

Pin punch set, 6-piece

made of chrome vanadium steel, length 150 mm, in plastic container, for punching out pins, dowel pins, and clips from drill holes
1 each of the following: 3 - 4 - 5 - 6 - 7 - 8 mm ø

		150	1	13 0358

Nail setter

made of chromium molybdenum vanadium air-hardening steel, completely hardened and head tempered.
For setting steel nails with a cylindrical shaft and thread (holder M6)

Design	Size mm	PU	Article no.
M 6	170	1	13 0075

Hand protection for nail setter

		1	13 0076

Bevelled edge chisel

according to DIN 5139, with side bevel, polished wooden haft and blade protection

Blade width mm			
10	245	1	13 0524
15	260	1	13 0530
20	270	1	13 0534
22	275	1	13 0536
26	275	1	13 0538

Painter's spatula

made of steel, ground blade, with oval wooden haft

Width mm			
25	185	1	13 1322
40	185	1	13 1324
50	205	1	13 1326
60	205	1	13 1328

Double spatula

plastic covered handle

Width mm			
20	225	1	13 1404

Plasterer's spatula

according to DIN 6441 C, with painted wooden haft

Width mm			
60		1	13 1420
70		1	13 1422

Plaster pan

made of sheet steel, hot-dip galvanised, with polished wooden haft

Height 75 mm	ø 180 mm	1	14 0302

Plaster cup

made of soft rubber

Height 90 mm	ø 125 mm	1	14 0306

Water brush

pure bristles

	ø 24 mm	1	14 0310

Design	Size mm	PU	Article no.		

Chalk line roller

with push-system, storage space for serrated hooks and belt clip, body made of metal, cord length 15 m, including 60 g coloured powder

		1	14 0320		

Coloured powder, grease and oil-free, in plastic bottle

blue	100 g	1	14 0322		

cimco
60cm

HOLD
MODE
MEM
CAL

cimco
60cm

HOLD
MODE
MEM
CAL

MEASURING TOOLS

The new CIMCO spirit levels with a digital display...

...are impressive with their ability to quickly and accurately measure the angle.

The laser pointer aligns the inclination of the spirit level to a point at a distance up to 50 m away.

A large number of smart new features as well as perfect finishing ensure ergonomic handling, non-tiring work and perfect alignment.

The measured values are easy to read on the digital display and are exceptionally precise: 0.1° max. deviation in normal and vertical position; 0.2° in other positions.

Electrician's safety spirit levels

made of non-conducting, non-warping plastic, with 1 horizontal and 1 vertical bubble level

Design	Size mm	PU	Article no.
400 mm	24 x 52 mm	1	21 1435
800 mm	24 x 52 mm	1	21 1437

with three levels (1 x horizontal, 1 x vertical, 1 x 45°), made of non-conductive, distortion-free plastic with ergonomic recessed grips and a patented level housing

600 mm	32 x 58 mm	1	21 1536

Switch cabinet spirit level

torpedo-shaped, with three levels which are easy to read (1 x horizontal, 1 x vertical, 1 x 45°), a magnetic V-ledge for pipes or cables as well as robust rubber end caps

230 mm	18 x 38 mm	1	21 1540

Switch cabinet spirit level

with Plumb Site® Dual-View™ level, made of non-conductive plastic with a robust aluminium rail and integrated magnetic ledge, three levels (1 x horizontal, 1 x vertical, 1 x 45°)

250 mm	16 x 55 mm	1	21 1542

Measurement and marking spirit level

made of aluminium, in a stable, triangular design, two inserted levels (horizontal, vertical), two slide markers, mm and cm scale, as well as zero point and central point indicators, slider with blade guide for cutting paper, removable nail gripper to remove nails from walls. The 2 adjustable sliders have been set into the aluminium profile to enable more precise display of drill holes in horizontal or vertical arrangement. Ideal as a marking template for setting switch boxes.

600 mm	28 x 40 mm	1	21 1550

Electrician's spirit level

with four fixed marker point at 71 mm intervals which keep to a precise switch or socket distance, with two levels (horizontal, vertical), with a milled surface and shock-absorbing end caps.

470 mm	20 x 50 mm	1	21 1552

Mini spirit level

Box section made of aluminium, with shock-resistant plastic level, certified accuracy, shock-resistant end caps. Practical for any tool belt and small pockets.

100 mm	20 x 50 mm	1	21 1556

Lightweight metal spirit level

with Plumb Site® Dual-View™ level. Two levels (horizontal, vertical) with a milled surface and shock-absorbing end caps.

400 mm	20 x 50 mm	1	21 1520
600 mm	20 x 50 mm	1	21 1522
800 mm	20 x 50 mm	1	21 1523
1000 mm	20 x 50 mm	1	21 1524

with two magnets

600 mm	20 x 50 mm	1	21 1526

Design	Size mm	PU	Article no.		

Professional lightweight metal spirit level

Computer-optimised profile (COP), two integrated acrylic vertical levels with Plumb-Site® Dual-View™, a larger horizontal level, with finely milled surfaces on both sides, ergonomic grips with patented Ergo Grip™ anti-slip function, polypropylene and TPR end caps with air sprung PVC shock absorbers.
Accuracy: 0.5 mm / m

600 mm	31 x 67 mm	1	21 1530	

Professional switch cabinet spirit level

made of cast aluminium, heavy-duty version, with Plumb Site® Dual-View™ level, three solid acrylic glass levels, with two magnets. Accuracy: 0.5 mm / m

250 mm	19 x 45 mm	1	21 1528	

Folding spirit level

Ideal 3D spirit level for measuring and aligning pipes, columns, cables etc. precisely, in several dimensions at the same time. Catches every 15°, four magnets to attach to metallic surfaces as well as a rubber band for non-magnetic surfaces.

	190 x 132 x 32 mm	1	21 1554	

Professional digital magnetic spirit level

- Plumb-Site® Dual-View™ level, acrylic glass block levels, Ergo Grip™ handles, shock-resistant end caps
- LCD display at a 45° angle with backlighting, does not turn when the spirit level is turned
- HOLD function
- MODE function degree/percent/angle
- Re-calibration function and "False Zero"
- Memory recall for up to 9 measurements
- 9V-battery with charge display
- Two finely milled measurements surfaces with rare earth magnets
- Length: 60 cm, weight: 686 g

NEW

		1	21 1532	

Professional digital magnetic spirit level with laser pointer

- Plumb-Site® Dual-View™ level, acrylic glass block levels, shock-resistant end caps
- LCD display at a 45° angle with backlighting, does not turn when the spirit level is turned
- HOLD function
- MODE function degree/percent/angle
- Re-calibration function and "False Zero"
- Memory recall for up to 9 measurements
- 9V-battery with charge display
- Two finely milled measurements surfaces with rare earth magnets
- Laser pointers align the angle of the spirit level to a remote point up to 50 m away
- 1/4" thread in bottom of housing to easily mount it on a tripod
- Length: 60 cm, weight: 740 g

NEW

Imagevideo spirit levels

		1	21 1534	

	Design	Size mm	PU	Article no.

Digital tape measure

With new laser technology. Allows a professional user to quickly attain precise measurement results. Simple, intuitive operation. Max. distance in inside spaces: up to approx. 100 m. Max. distance outside: up to approx. 10 m. Measures the shortest distance to the target with dynamic (continuous) measurement. Backlit LCD display. Range, surface and volume measurement. Indirect measurement using Pythagoras. Option of three reference points. Extended memory function. Shock-resistant plastic. 1/4" thread for attachment to a tripod. Accuracy: 1.5 mm per 70 m. Laser class: II. Battery: 9 V block (included in scope of delivery). Bluetooth connection and communication

	105 x 32 x 60 mm	1	21 1560

Digital laser rangefinder

Highlights

- Measurement range (typically) from 0.05 – 20 m
- Measurement accuracy (typically, standard deviation) from ± 2 mm, plus a value of 0.05 mm/m

Features

- For use indoors
- Simple, intuitive operation
- Smallest display unit 1 mm
- Laser class 2
- Laser type wave length 620 – 670 mm, max. output power 1 MW
- Laser switches off automatically after 20 seconds
- Device switches off automatically after 5 minutes
- More than 5000 individual measurements per battery service life
- Operating temperature -10 ~ +40°C
- Storage temperature -20 ~ +60°C
- 2 x 1.5 V AAA batteries included in the scope of delivery

		1	21 1562

Folding ruler

10 sections, length 2 m, mm divisions on both sides; Class III

Made of fibre glass, highly elastic, non-conductive		1	21 0008
Made of wood, with steel spring		1	21 0004

Pocket tape measure (metal tape measure)

made of 19 mm wide spring band steel, enamelled yellow, in metric scale, easy running automatic measure return with strong stop key, unbreakable ABS housing in modern 2-component design with ergonomic soft rubber insert, with carrying clip

	5 m	6	21 0065

Fibre glass tape measure

13 mm wide, yellow, kink-proof unbreakable fibre glass tape measure, metric scale on one side (metres and c entimetres), EC type approval, accuracy class II, with plastic end hook, in closed round capsule of impact-resistant plastic, with crank

	20 m	1	21 0104
	30 m	1	21 0106

Cable or wire gauge

according to Swiss standard (Dätwyler)

made of nylon	95 x 35 x 3 mm	1	14 0120

Design	Size mm	PU	Article no.

Electronic digital pocket slide caliper

for measuring length, depth, external and internal diameter, rust-free, hardened finish, large LCD display, adjustable zero setting, conversion mm – inch, automatic display switch-off, with thumb roll for fine adjustment and fixing screw, includes batteries and instructions, in black plastic case

	Reading mm	Reading Inch		
150 mm / 6“	1/100	1/2000”	1	21 0300

Precision pocket slide caliper

made of stainless steel, completely hardened, with measuring probes, depth measurement and thread table, jaw length 47 mm, with torque fixing, in plastic pouch

	Measurement range mm	Reading mm	Reading Inch		
matt chrome-plated	150	1/20	1/128”	1	21 0202

Marking gauge

made of steel, flat design, mm division

	Measurement range mm	Reading mm			
	0 – 200	1/10		1	21 2000
	0 – 250	1/10		1	21 2002

Bow compass

with square legs and box joint,
tips hardened

Radius max. 235 mm	200 mm	1	21 2062

Scriber with hard metal tip

hard metal tip can be exchanged and retracted

	150 mm	1	21 2100

loose hard metal tip

		1	21 2102

Scriber with steel tips

corded holder, hardened tips can be screwed out,
with straight and 90° angled tip

	240 mm	1	21 2140

Cellugraph universal pencil

will write on all smooth surfaces (glass, tiles, metal etc.) and on foil and film, wipeable

black	240 mm	1	21 2168

Carpenter’s pencil

for marking wood, metal, and rubber

black	240 mm	1	21 2170

Sharpener

for carpenter's pencils with oval (European) and flat oval shape, also for marking chalks

Design	Size mm	PU	Article no.
ø mm			
10 – 15		1	21 2179

Marking chalk

12 mm hexagonal, 115 mm long, hard, robust chalks for marking wood, metal, stone, cardboard, tiles, paper or similar

red		1	21 2172
yellow		1	21 2173
blue		1	21 2176

Chalk holder

with push-button chalk advance, octagonal, in black impact-proof polystyrene with metal pressure mechanism, for chalks with 11 mm or 12 mm ø.

	115 mm	1	21 2180

Deep hole marker I – Graphite / Red / Yellow

for marking, marking out and lettering even in places that are hard to access, will write on almost all materials even on dusty, rough and oily surfaces, can be wiped off with a damp cloth on smooth surfaces
The leads are protected by a stainless steel tube and advanced by a pressure mechanism. The practical storage case also serves as a sharpener.

Marker with graphite lead B2 (universal writer)		1	21 2150

Replacement leads

Pack of 12 replacement leads graphite B2		1	21 2152
Pack of 12 replacement leads (3 x red, 3 x yellow, 6 x graphite)		1	21 2154

Deep hole marker – Ink

for marking, marking out and lettering even in places that are hard to access, will mark and write on all surfaces (plastics, metals, stone, wood and glass), waterproof, quick-drying ink
robust, patented stainless steel telescopic tip, practical protective case with special clip for easy handling and one-handed use, line width 1 mm

black		1	21 2182
blue		1	21 2184
red		1	21 2186

Design	Size mm	PU	Article no.		

Deep hole marker II – Graphite / Red / Yellow

for marking, marking out and lettering even in places that are hard to access will write on almost all materials even on dusty, rough and oily surfaces, can be wiped off with a damp cloth on smooth surfaces
The leads are protected by a stainless steel tube and advanced by a pressure mechanism. The practical storage case also serves as a sharpener.

Marker with graphite lead B2 (universal writer)	1	21 2151	

Replacement leads

Pack of 10 replacement leads graphite B2	1	21 2153	
Pack of 8 replacement leads (2 x red, 2 x yellow, 4 x graphite)	1	21 2155	
Pack of 10 replacement leads red	1	21 2157	
Pack of 10 replacement leads yellow	1	21 2159	

Marking spray

for coloured freehand and stencil markings, based on chalk (non-permanent), environmentally friendly, free of toxic substances, solvents and CFC propellant gases, water hazard class 0, will adhere even in wet conditions to different surfaces such as concrete, asphalt, masonry, wood, metal, plastic, grass (among others), approved by Deutsche Telekom.

red	400 ml	1	21 2190		

CITIZEN

INSULATED SAFETY TOOLS, PERSONAL PROTECTIVE EQUIPMENT (PPE)

In various working environments you may be exposed to different health and safety hazards which may range from minor to potentially fatal.

For your personal protection, you should always carry the appropriate equipment.

CIMCO tools with handles with two-colour plastic dip insulation provide optimum safety. If the outer insulation layer is damaged, the orange layer underneath indicates that the protection against possible hazards is no longer 100% guaranteed.



With the aid of specially designed robots...

...CIMCO safety tools are tested for voltage resistance, to ensure consistent quality.

Design	Size mm	PU	Article no.

– Safety pliers with 1000 V protective insulation

Optimised lever ratios, ease of operation and user-friendly grip design that permit energy-saving and ergonomic working for the hand, manufactured using the most suitable high alloy tool steels, hardened completely in oil, all blades are additionally induction hardened, surfaces are polished to a high-sheen and are meticulously chrome-plated.

Description of the symbols

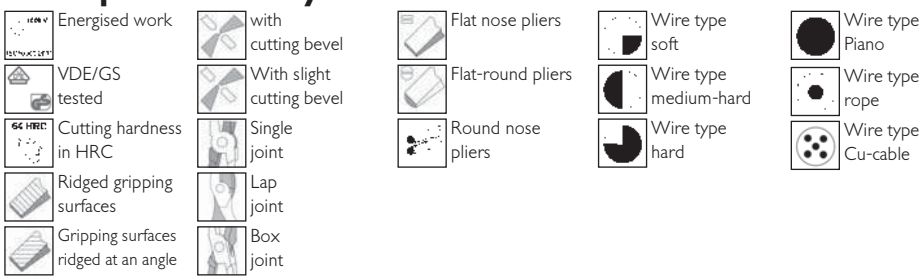

- Set the adjusting screw to the desired conductor cross section to be stripped by turning it (left / right).
- Secure the adjusting screw using the counter nut.
- Insert the cable.
- Close the pliers by exerting pressure and strip off the plastic sheathing.

10 year durability guarantee

on all Diamant-Plus pliers. If defects in the material or processing can be proven, we will provide you with a replacement free of charge! Please ask for the exact guarantee terms at your local CIMCO dealer or from CIMCO directly.

1000 V protective insulation according to VDE

The pliers belonging to the Diamant-Plus range correspond to the current standards of IEC 900, IEC 60900 and VDE 0682/Part 201 (excluding engineers pliers). These strict safety rules stipulate 10 different quality checks for the insulation protection of all pliers. In addition to the type examination, the independent testing body of VDE also regularly performs production and storage inspections. Each individual set of pliers is tested in a water bath for disruptive discharges and flashovers at a testing voltage of 10,000 Volt AC. As a result, we guarantee that safety has been tested on all pieces.

The range of pliers that is exclusively "Made in Germany" undergoes a range of unrivalled trend-setting and robot-supported production processes. The work sequences are carried out with the aid of robots, from forging to grinding and polishing, right through to the dielectric strength testing of the insulation material coating, in order to ensure a consistent standard of quality. Ergonomic design handle sleeves in a modern 2-component design made of premium plastic with excellent tactile properties. Superb grip thanks to non-slip, non-adhesive surface when dealing with wet conditions and dirt. Excellent skin-tolerance, insulation during extreme temperatures, electrical shocks and vibrations. Resistance against sweat, salt water, oil, many chemicals and UV radiation.

1000 V heavy duty diagonal pliers

	160 (6")	1	10 0526
	200 (8")	1	10 0528

1000 V diagonal pliers

	145 (5.5")	1	10 0572
	160 (6")	1	10 0574
	180 (7")	1	10 0577

1000 V stripping diagonal pliers

Single joint with induction hardened precision blade, (approx. 64 HRC), for hard, medium-hard and soft wire, with two additional stripping functions for solid and multi-wire conductors measuring 1.5 mm2 and 2.5 mm²

	160 (6")	1	10 0652

Design	Size mm	PU	Article no.

1000 V heavy duty end cutter

according to DIN ISO 5748, lap joint,
with induction hardened precision blades
(approx. 64 HRC), for all wires, also including piano wire, made from electric steel

	200 (8“)	1	10 0402

1000 V combination pliers

according to DIN ISO 5746, single joint,
with induction hardened precision blades (approx. 64 HRC), for all wires, also including piano wire, made from special tool steel, with slightly conical, ridged gripping surfaces and ridged opening (burner hole)

	160 (6“)	1	10 0334
	180 (7“)	1	10 0336
	200 (8“)	1	10 0338

1000 V wire stripper

Single joint, with adjusting screw
for setting the desired wire- or stranded wire diameter, for solid and stranded conductors up to 5 mm ø or 0.75 mm² to 6 mm², with internal opening spring

	160 (6“)	1	10 0686

1000 V telephone pliers with straight jaws

according to DIN ISO 5745, single joint, with induction
hardened precision blade (approx. 60 HRC),
long, flat-round jaws (needle nose pliers), ridged gripping surfaces and ridged opening (burner hole), with blades for hard and soft wire

	160 (6“)	1	10 0214
	200 (8“)	1	10 0216

1000 V telephone pliers with bent jaws

according to DIN ISO 5745, single joint,
45° angled jaws, with induction hardened
precision blades (approx. 60 HRC), long, flat-round jaws (needle nose pliers), ridged gripping surfaces and ridged opening (burner hole), with blades for hard and soft wire

	160 (6“)	1	10 0236
	200 (8“)	1	10 0238

1000 V flat nose pliers (long flat nose pliers)

according to DIN ISO 5745, single joint,
long, flat jaws, jaw length 50 mm, ridged gripping surfaces

	160 (6“)	1	10 0024

1000 V round nose pliers (long flat nose pliers)

according to DIN ISO 5745, single joint,
long, round jaws, jaw length 50 mm, finely ridged gripping surfaces

	160 (6“)	1	10 0062

1000 V plier assortment, 4 piece

Heavy duty diagonal pliers	200 (8“)	10 0528
Telephone pliers with straight jaws	200 (8“)	10 0216
Combination pliers	180 (7“)	10 0336
Wire stripper	160 (6“)	10 0686
	1	10 4020

Diamant PLUS

The range of pliers that is exclusively "Made in Germany" undergoes a series of unrivalled future-oriented, robot-supported production processes. The work sequences are implemented with the aid of robots, from forging to grinding and polishing, right through to the dielectric strength testing of the insulating coating in order to ensure a consistent standard of quality. Handles with two-colour plastic dip insulation for optimum safety. In the event of damage to the outer red insulation layer, the lower orange plastic insulation that is now visible indicates that 100 % safety in accordance with the safety standards can no longer be guaranteed.

1000 V heavy duty diagonal pliers

according to DIN ISO 5749 A, lap joint,
with induction hardened precision blade
(approx. 64 HRC), for all types of wire, also including piano wire, made of electric steel

Design	Size mm	PU	Article no.
	160 (6")	1	10 8789
	200 (8")	1	10 8784

1000 V diagonal pliers

according to DIN ISO 5749 B, single joint
, with induction hardened precision blade
(approx. 64 HRC), for all types of wire, also including piano wire, made of electric steel

Design	Size mm	PU	Article no.
	145 (5.5")	1	10 8785
	160 (6")	1	10 8786
	180 (7")	1	10 8787
	250 (10")	1	10 8788

1000 V stripping diagonal pliers

Single joint, with induction hardened
precision blade (approx. 64 HRC) for hard,
medium-hard and soft wire, in addition with two stripping functions
for solid and stranded conductors 1.5 mm² and 2.5 mm²

Design	Size mm	PU	Article no.
	160 (6")	1	10 8792

1000 V heavy duty end cutter

according to DIN ISO 5748, lap joint,
with induction hardened precision blade
(approx. 64 HRC), for all types of wire, also including piano wire, made of electric steel

Design	Size mm	PU	Article no.
	200 (8")	1	10 8795

1000 V flat nose pliers (long flat nose pliers)

according to DIN ISO 5745, single joint,
long, flat jaws, jaw length 50 mm, ridged gripping surfaces

Design	Size mm	PU	Article no.
	160 (6")	1	10 8771

1000 V round nose pliers (long flat nose pliers)

according to DIN ISO 5745, single joint,
long, round jaws, jaw length 50 mm, fine ridged gripping surfaces

Design	Size mm	PU	Article no.
	160 (6")	1	10 8773

1000 V telephone pliers with straight jaws

according to DIN ISO 5745, single joint,
with induction hardened precision blades
approx. 60 HRC), long, flat-round jaws (needle nose pliers), ridged gripping surfaces and ridged opening
(burner hole), with blades for hard and soft wire

Design	Size mm	PU	Article no.
	160 (6")	1	10 8779
	200 (8")	1	10 8778

Design	Size mm	PU	Article no.

1000 V telephone pliers with bent jaws

according to DIN ISO 5745, single joint,
jaws at a 45° angle, with induction hardened
precision blade (approx. 60 HRC), long, flat-round jaws (needle nose pliers), ridged gripping surfaces and ridged opening (burner hole), with blades for hard and soft wire

160 (6”)	1	10 8777
200 (8”)	1	10 8780

1000 V combination pliers

according to DIN ISO 5746, single joint,
with induction hardened precision blade (approx. 64 HRC), for all wires, also including piano wire, made from special tool steel with slightly conical, ridged gripping surfaces and ridged opening (burner hole)

160 (6”)	1	10 8781
180 (7”)	1	10 8782
200 (8”)	1	10 8783

1000 V water pump pliers

according to DIN ISO 8976, with box joint,
self-clamping on the tool, with serrated opening (burner hole), made of chrome-vanadium steel

250 (10”)	1	10 8724

1000 V wire stripper

single joint with adjusting screw
for setting the desired wire or stranded wire diameter, for solid and multi-wire conductors up to 5 mm ø or 0.75 mm² to 6 mm², with internal opening spring

160 (6”)	1	10 8790

1000 V safety plier set, 4-pieces

Double dip-coated handles

Telephone pliers, straight	200 (8”)		10 8778
Combination pliers	180 (7”)		10 8782
Heavy duty diagonal pliers	200 (8”)		10 8784
Wire stripper	160 (6”)		10 8790
		1	10 8002

1000 V diagonal pliers Diamant

according to DIN ISO 5749
Cutting performance: A special blade geometry, optimised hand power transmission and most suitable material quality ensure astonishingly low cutting forces on all types of cables and conductors.
Surface coating: Thanks to new technological possibilities, the diagonal pliers are given a double primer coat as well as a more refined surface coating that ensures a high level of wear resistance and improved corrosion protection.
Handle sleeves: Ergonomic design handle sleeves in a modern two-component design made of premium plastic with excellent tactile properties, VDE-certified insulation protection up to 1000 Volt AC according to DIN EN 60900:2004.

160	1	10 0000

1000 V plastic telephone pliers

made of impact-resistant, fibre-glass reinforced plastic with 2-component handles, ridged gripping surfaces and narrow tips, robust design, can be used at temperatures as low as -40 °C

180	1	10 0790

	Design	Size mm	PU	Article no.

1000 V plastic grip pliers

made of impact-resistant, glass fibre reinforced plastic with 2-component handles, gripping zone with 8 openings for different cable diameters, without blades, robust design, can be used at temperatures as low as -40 °C

		180	1	10 0792

1000 V plastic combination pliers

made of impact-resistant, fibre-glass reinforced plastic with 2-component handles, with blade inserts made of special steel, extra-long blades for flexible conductors with diameters of up to 12 mm as well as medium-hard wire, gripping zone with 3 openings for different cable diameters, robust design, can be used at temperatures as low as -40 °C

		190	1	10 0794

1000 V plastic cable cutter

made of impact-resistant, fibre-glass reinforced plastic with 2-component handles, with blade inserts made of special steel, for flexible Al and Cu conductors with diameters of up to 15 mm, excellent cutting performance, robust design, can be used at temperatures as low as -40 °C

		170	1	12 0790

1000 V plastic flat nose pliers

especially suitable for meter installation

		200	1	10 0796

Insulated tweezers

straight, pointed shape		130	1	10 3110
bent, pointed shape		150	1	10 3112
straight, flat-round shape		145	1	10 3114

1000 V insulated tweezers

with 2-layer safety insulation and anti-slip protection, tested according to DIN EN 60900

straight, flat-round shape		145	1	10 3232
bent, flat-pointed shape		145	1	10 3240

1000 V

Insulated screwdrivers according to IEC 60900, classification VDE 0682, part 201. Individually tested in a water bath with a testing voltage of 10,000 V.

Electrician screwdriver

according to DIN EN 60900; VDE 0682 - 201 - 01; DIN ISO 2380

2.5 x 0.4	75	160	1	11 7701
3.0 x 0.5	100	185	1	11 7702
3.5 x 0.6	100	185	1	11 7703
4.0 x 0.8	100	185	1	11 7704
5.5 x 1.0	125	220	1	11 7705
6.5 x 1.2	150	245	1	11 7706
8.0 x 1.2	175	285	1	11 7708
10.0 x 1.6	200	310	1	11 7710

Phillips cross-head screwdrivers

according to DIN EN 60900; VDE 0682 - 201 - 01; DIN ISO 8764

Design	Size mm		PU	Article no.
PH 0	60	145	1	11 7730
PH 1	80	165	1	11 7731
PH 2	100	195	1	11 7732
PH 3	150	260	1	11 7733

Pozidriv cross-head screwdrivers

according to DIN EN 60900; VDE 0682 - 201 - 01; DIN ISO 8764

Design	Size mm		PU	Article no.
PZ 0	60	145	1	11 7740
PZ 1	80	165	1	11 7741
PZ 2	100	195	1	11 7742
PZ 3	150	260	1	11 7743

Special screwdrivers with combination profile

according to DIN EN 60900; VDE 0682 - 201 - 01,
for combined slot-head/crosshead screws in electrical equipment, e.g. terminal blocks

Design	Size mm		PU	Article no.
PZ FL 1	80	165	1	11 7751
PZ FL 2	100	195	1	11 7752
Set PZ FL 1 and PZ FL 2 (CIMCO article no. 11 7751 and 11 7752)			1	11 7750
PH FL 1	80	165	1	11 7757
PH FL 2	100	195	1	11 7758

Hex key (Allen wrench)

according to DIN EN 60900; VDE 0682 - 201 - 01

Design	Size mm		PU	Article no.
Size 3	75	160	1	11 7823
Size 4	75	160	1	11 7824
Size 5	75	170	1	11 7825
Size 6	100	195	1	11 7826
Size 8	100	210	1	11 7828

TORX® screwdrivers

according to DIN EN 60900, VDE 0682-201-01

Design	Size mm		PU	Article no.
T 8	60	145	1	11 7908
T 9	60	145	1	11 7909
T 10	60	155	1	11 7910
T 15	75	170	1	11 7915
T 20	100	195	1	11 7920
T 25	100	195	1	11 7925
T 30	100	210	1	11 7930

Nut drivers

according to DIN EN 60900, VDE 0682-201-01

Design	Size mm		PU	Article no.
Size 5.5	125	220	1	11 7805
Size 6	125	220	1	11 7806
Size 7	125	235	1	11 7807
Size 8	125	235	1	11 7808
Size 9	125	235	1	11 7809
Size 10	125	235	1	11 7810
Size 11	125	235	1	11 7811
Size 13	125	235	1	11 7813

	Design	Size mm	PU	Article no.

1000 V

Screwdriver sets

Electrician screwdriver set, 7 piece

VDE electrician screwdriver for slot-head screws

2.5 x 0.4 x 75				11 7701
3.0 x 0.5 x 100				11 7702
4.0 x 0.8 x 100				11 7704
5.5 x 1.0 x 125				11 7705
VDE cross-head screwdriver				
PH 1 x 80				11 7731
PH 2 x 100				11 7732
VDE voltage tester				11 1280
			1	11 7800

1000 V

Electrician screwdriver set, 7 piece

VDE electrician screwdriver for slot-head screws

2.5 x 0.4 x 75				11 7701
3.0 x 0.5 x 100				11 7702
4.0 x 0.8 x 100				11 7704
5.5 x 1.0 x 125				11 7705
VDE cross-head screwdriver				
PZ 1 x 80				11 7741
PZ 2 x 100				11 7742
VDE voltage tester				11 1280
			1	11 7802

1000 V

Slot-head screwdriver set, 5 piece

VDE electrician screwdriver for slot-head screws

2.5 x 0.4 x 75				11 7701
3.5 x 0.6 x 100				11 7703
4.0 x 0.8 x 100				11 7704
5.5 x 1.0 x 125				11 7705
6.5 x 1.2 x 150				11 7706
			1	11 7700

1000 V

Cross-head screwdriver set, 6 piece

VDE cross-head screwdriver

PH 1 x 80				11 7731
PH 2 x 100				11 7732
PH 3 x 150				11 7733
PZ 1 x 80				11 7741
PZ 2 x 100				11 7742
PZ 3 x 150				11 7743
			1	11 7745

1000 V

Hex key (Allen wrench) set, 5 piece

VDE hex key

Size 3 x 75				11 7823
Size 4 x 75				11 7824
Size 5 x 75				11 7825
Size 6 x 100				11 7826
Size 8 x 100				11 7828
			1	11 7820

Design	Size mm	PU	Article no.

TORX® screwdriver set, 5 piece

1000 V

VDE TORX® screwdriver

T 8 x 60			11 7908
T 10 x 60			11 7910
T 15 x 75			11 7915
T 20 x 100			11 7920
T 25 x 100			11 7925
		1	11 7900

Nut driver set, 5 piece

1000 V

VDE nut driver

Size 5.5 x 125			11 7805
Size 7 x 125			11 7807
Size 8 x 125			11 7808
Size 10 x 125			11 7810
Size 13 x 125			11 7813
		1	11 7801

VDE SLIM screwdriver set, 5 piece

1000 V

for optimal accessibility of recessed screws

VDE electrician screwdriver for slot-head screws

3.0 x 0.6 x 100 mm

4.0 x 0.8 x 100 mm

5.5 x 1.0 x 125 mm

VDE cross-head screwdriver

PZ 1 x 80 mm

PZ 2 x 100 mm

		1	11 7850

Electronic safety screwdriver set, 7 piece

1000 V

according to IEC 60900

blade, insulation and handle are inseparably connected to each other, individually tested in water bath with a testing voltage of 10,000 V

for slot-head screws

1.5 x 0.3 x 40	140		11 2000
1.8 x 0.3 x 60	160		11 2002
2.0 x 0.4 x 60	160		11 2004
2.5 x 0.4 x 75	175		11 2006
3.0 x 0.5 x 75	175		11 2008
for Phillips cross-head screws			
PH 00 x 40	140		11 2020
PH 0 x 60	160		11 2022
		1	11 2050

1000 V

NEW

VDE torque screwdriver set, 9 piece

The torque is adjusted without additional tools and the locking mechanism prevents unintentional adjustment. Adjustment steps 0.02 Nm, the torque is read off through transparent scale window. When the torque is reached a clear clicking sound can be heard. The torque limiting mechanism takes effect when tightening as well as loosening the screw. The 2-component handle has a replacement blade holder with locking system, replacement blades generally insulated, with bronzed blade tip, including nylon pouch with belt strap. Screwdriver handle and replacement blades are insulated up to 1,000 V AC according to IEC 60900 and GS (Equipment Safety Act) approved.

Scope of delivery per 1x:

- Replacement blade for slot-head screws
  3.0 x 0.4 x 100 mm
  4.0 x 0.8 x 100 mm
  5.5 x 1.0 x 100 mm
  6.5 x 1.2 x 100 mm
- Replacement blade for crosshead screws
  PH 1 – PH 2 x 100 mm
  PZ 1 – PZ 2 x 100 mm
- VDE screwdriver handle
- Nylon pouch with belt loop

Design	Size mm	PU	Article no.
Tightening torque 1 – 5 Nm, adjustment step 0.02 Nm, 205 mm		1	11 4806

Replacement blades insulated, other blades on request.

Replacement blades for slot-head screws

3.0 x 100		1	11 4870
4.0 x 100		1	11 4872
5.5 x 100		1	11 4874
6.5 x 100		1	11 4876

Replacement blades for Phillips crosshead screws

PH 1 x 100		1	11 4878
PH 2 x 100		1	11 4880

Replacement blades for Pozidriv crosshead screws

PZ 1 x 100		1	11 4882
PZ 2 x 100		1	11 4884

Replacement blades for combination profile

PZ FL 1 x 100		1	11 4883
PZ FL 2 x 100		1	11 4885

Replacement blades for TORX®

T 10 x 100		1	11 4886
T 25 x 100		1	11 4888

NEW

VDE screwdriver replacement blades, 8 piece set

Screwdriver handle in two-component design with replacement blade holder, replacement blades generally insulated with bronzed blade tip, with plug-on rotating cap for electronic work, in practical nylon pouch with hanging tab and belt loop. Screwdriver handle and replacement blades are insulated up to 1,000 V AC according to IEC 60900 and GS (Equipment Safety Act) approved.

Scope of delivery per 1x:

- Replacement blade for slot-head screws
  2.5 x 0.4 x 100 mm
  3.5 x 0.6 x 100 mm
  4.0 x 0.8 x 100 mm
  5.5 x 1.0 x 100 mm
- Replacement blade for crosshead screws
  PH 1 – PH 2 x 100 mm
- Rotating cap for replacement blade
- VDE screwdriver handle
- Nylon pouch with hanging tab and belt loop

		1	11 7860

Replacement blades insulated, other blades on request.

Replacement blades for slot-head screws

2.5 x 100			11 7864
3.5 x 100			11 7866
4.0 x 100			11 7868
5.5 x 100			11 4870

Replacement blades for Phillips crosshead screws

			11 7872
			11 7874

Design	Size mm	PU	Article no.

VDE screwdriver replacement blades, 18 piece set

Screwdriver handle in two-component design with replacement blade holder, replacement blades generally insulated with bronzed blade tip, with plug-on rotating cap for electronic work, voltage tester 110 – 250 V, in practical nylon pouch with hanging tab and belt loop. Screwdriver handle and replacement blades are insulated up to 1,000 V AC according to IEC 60900 and GS (Equipment Safety Act) approved. Scope of delivery per 1x:

- Replacement blade for slot-head screws
  2.5 x 0.4 x 100 mm
  3.5 x 0.6 x 100 mm
  4.0 x 0.8 x 100 mm
  5.5 x 1.0 x 100 mm
- Replacement blade for TORX®- screws
  T10 – T15 – T20 x 100 mm
- Replacement blade with triangular socket 8 x 100 mm
- Rotating cap for replacement blade
- Replacement blade for crosshead screws
  PH 1 – PH 2 x 100 mm, PZ 1 – PZ 2 x 100 mm
- VDE screwdriver handle
- Replacement blade with square socket 6 – 8 x 100 mm
- Replacement blade with two-way key bit 5 x 100 mm
- Voltage tester 110 - 250 V
- Nylon pouch with hanging tab and belt loop

Product dimensions L x W x H: 220 x 100 x 65 mm		1	11 7862

Replacement blades insulated, other blades on request.

Replacement blades for slot-head screws

		1	11 7864
		1	11 7866
		1	11 7868
		1	11 4870

Replacement blades for Phillips crosshead screws

		1	11 7872
		1	11 7874

Replacement blades for Pozidriv crosshead screws

		1	11 7873
		1	11 7875

Replacement blades for TORX®

		1	11 7876
		1	11 7878
		1	11 7880

Replacement blade for

		1	11 7882
		1	11 7884
		1	11 7886
		1	11 7888

Insulated screwing tools

tested according to DIN EN 60900/VDE 0680 part 2, two-colour double dip-coated

1000 V angled screwdriver

according to DIN 7439, made of chrome vanadium steel, for hex socket screws (Allen)

Size 5		1	11 0804
Size 6		1	11 0806
Size 8		1	11 0808

1000 V T-handle screwdriver

made of chrome vanadium steel, for hex socket screws (Allen)

Size 5	160	1	11 0812	
Size 6	160	1	11 0814	
Size 8	160	1	11 0816	
Size 10	160	1	11 0817	

1000 V T-handle nut driver

according to DIN 7440, made of molybdenum vanadium steel, for hex nuts,shaft 200 mm, handle 160 mm

Size 13		1	11 0836
Size 17		1	11 0840
Size 19		1	11 0842

Shaft 300 mm, handle 160 mm

Size 13		1	11 0856
Size 17		1	11 0860
Size 19		1	11 0862

1000 V sockets

according to DIN 7448

Design	Size mm	PU	Article no.
Size 8	28	1	11 2520
Size 10	28	1	11 2522
Size 11	28	1	11 2523
Size 13	28	1	11 2525
Size 14	28	1	11 2526
Size 15	28	1	11 2527
Size 16	28	1	11 2528
Size 17	28	1	11 2529
Size 18	28	1	11 2530
Size 19	28	1	11 2531
Size 22	28	1	11 2534

1000 V screwdriver bit sockets

for screws with hexagon socket (Allen)

Design	Size mm	PU	Article no.
Size 4	65	1	11 2560
Size 5	65	1	11 2561
Size 6	65	1	11 2562
Size 8	65	1	11 2563
Size 10	65	1	11 2564

1000 V reversible ratchet

according to DIN 7449

Design	Size mm	PU	Article no.
	190	1	11 2570

1000 V extension

according to DIN 7434

Design	Size mm	PU	Article no.
	125	1	11 2575
	250	1	11 2576

1000 V T-handle

according to DIN 7436

Design	Size mm	PU	Article no.
	200	1	11 2580

Insulated screwing tools

with safety mechanism to prevent unintentional release of the attached tools

1000 V sockets

according to DIN 7448

Design	Size mm	PU	Article no.
Size 10	50	1	11 2600
Size 11	50	1	11 2602
Size 12	50	1	11 2604
Size 13	50	1	11 2606
Size 14	50	1	11 2608
Size 15	50	1	11 2609
Size 16	50	1	11 2611
Size 17	50	1	11 2610
Size 18	50	1	11 2613
Size 19	50	1	11 2612
Size 20	50	1	11 2615
Size 21	50	1	11 2617
Size 22	50	1	11 2614
Size 24	50	1	11 2616
Size 27	50	1	11 2618
Size 32	50	1	11 2622

Design	Size mm	PU	Article no.

1000 V screwdriver bit sockets

for screws with hexagon socket (Allen)

Size 4	70	1	11 2670
Size 5	70	1	11 2671
Size 6	70	1	11 2672
Size 8	70	1	11 2673
Size 10	70	1	11 2674

1000 V reversible ratchet

according to DIN 7449

	250	1	11 2628

1000 V extensions

according to DIN 7434

	125	1	11 2640
	250	1	11 2642

1000 V, 20-piece toolset

In high-quality raaco boxxser assortment box with fitted hard foam inserts for secure, well-ordered storage of tools.

- Reversible ratchet 1/2“, according to DIN 7449, 250 mm
- Extension 1/2“, according to DIN 7434, 125 mm
- Sockets with 1/2“ square socket, according to DIN 7448, SW10, 11, 12, 13, 14, 15, 17, 19
- T nut driver, according to DIN 7440, for hex nuts, shaft 300 mm, handle 160 mm, SW13
- Angled screwdriver, according to DIN 7439, for screws with hexagon socket, SW5, 6, 8
- VDE electrician‘s screwdriver 3.0 x 0.5 x 100 mm, 4.0 x 0.8 x 100 mm
- VDE Phillips cross-head screwdriver PH 1 x 80 mm, PH 2 x 100 mm
- VDE Pozidriv crosshead screwdriver PZ 1 x 80 mm, PZ 2 x 100 mm

		1	11 5288

1000 V T-handle

according to DIN 7436

	200	1	11 2650

1000 V torque wrench

fully insulated according to DIN EN 60900, VDE 0680/2, with integrated reversible ratchet, adjustable from 5 - 50 Nm

with 3/8“ square socket

5 - 50 Nm	370	1	11 2581

with 1/2“ square socket

5 - 50 Nm	370	1	11 2582

1000 V house connection set, 21 pieces

in a transport and storage case made of impact-resistant plastic, consisting of dip-insulated tools:

	and bit sockets for:	
1 x Torque wrench 1/4”	5 – 25 Nm	1 x slot-head screws 4.0 x 0.5 mm
1 x Extension 1/4”	75 mm	1 x slot-head screws 5.5 x 0.8 mm
1 x Extension 1/4”	100 mm	1 x slot-head screws 6.5 x 1.2 mm
1 x Extension 1/4”	150 mm	1 x Phillips crosshead screws PH 1
1 x Socket wrench insert 1/4“	6 mm	1 x Phillips crosshead screws PH 2
1 x Socket wrench insert 1/4“	8 mm	1 x Crosshead screws combi profile PZ/FL 1
1 x Socket wrench insert 1/4“	10 mm	1 x Crosshead screws combi profile PZ/FL 2
1 x Socket wrench insert 1/4“	13 mm	1 x Hex socket (Allen) 5 mm
1 x Socket wrench insert 1/4“	14 mm	1 x Hex socket (Allen) 6 mm
2 x Bit holder 1/4”		1 x Hex socket (Allen) 8 mm

	255 x 210 x 45	1	17 0362

1000 V open-ended spanner

according to DIN 7446 , made of chrome vanadium steel, 15° offset

Design	Size mm	PU	Article no.
Size 8	105	1	11 2704
Size 9	105	1	11 2706
Size 10	105	1	11 2708
Size 11	115	1	11 2710
Size 12	125	1	11 2712
Size 13	132	1	11 2714
Size 14	140	1	11 2716
Size 15	150	1	11 2718
Size 16	160	1	11 2719
Size 17	160	1	11 2720
Size 18	165	1	11 2721
Size 19	170	1	11 2722
Size 22	195	1	11 2724
Size 24	220	1	11 2726
Size 27	230	1	11 2728
Size 30	240	1	11 2730
Size 32	240	1	11 2732

1000 V ring spanner

according to DIN 7447, made of chrome vanadium steel, deep-offset

Design	Size mm	PU	Article no.
Size 8	155	1	11 2754
Size 10	165	1	11 2758
Size 11	175	1	11 2760
Size 12	185	1	11 2762
Size 13	190	1	11 2764
Size 14	200	1	11 2766
Size 15	210	1	11 2768
Size 16	210	1	11 2769
Size 17	210	1	11 2770
Size 18	220	1	11 2771
Size 19	230	1	11 2772
Size 22	250	1	11 2774
Size 24	270	1	11 2776
Size 27	300	1	11 2778
Size 30	300	1	11 2780

1000 V ratchet ring spanners

according to DIN 3110 / ISO 3318 (torque) made of chrome vanadium steel.
Ratchet mechanism with fine gearing (72 teeth) and a reset angle of 5° (shank angle).
Change from clockwise to counterclockwise rotation by simply turning over the spanner.

Wrench size across flats

Design		Size mm	PU	Article no.
10 mm	Weight 56 g		1	11 2740
13 mm	Weight 80 g		1	11 2742
14 mm	Weight 56 g		1	11 2744
17 mm	Weight 80 g		1	11 2746
19 mm	Weight 56 g		1	11 2748

1000 V safety cable stripping knife

Cable stripping knife especially suitable for working with insulation on large cables, with strong, straight blade of stainless steel, blade length approx. 50 mm. 1000 volt insulating handle with large anti-slip protection in modern 2-component technology (polypropylene with soft rubber insert) for working comfortably and securely even in wet, cold or hot conditions. With blade protection cover.

		1	12 1042

1000 V cable stripping knife

with strong, straight blade

Blade length 50 mm		1	12 0042

1000 V cable stripping knife

with straight blade and insulated blade back

Blade length 50 mm		1	12 0043

Design	Size mm	PU	Article no.

1000 V stripping knife

with hooked cutting edge

Blade length 35 mm		1	12 0044

1000 V cable paper knife

with especially sharp blade

Blade length 50 mm		1	12 0045

1000 V cable stripping knife

with hooked blade and shuttle

Blade length 40 mm		1	12 0046

1000 V safety cable stripping knife

with insulated blade back and blade guard, that folds away into the shaft,
with interchangeable blade

Blade length 50 mm		1	12 0064

interchangeable replacement blade

Blade length 50 mm		1	12 0066

JOKARI original 1000 V automatic wire stripper SAFETY STRIP

for flexible stranded wires and solid conductors of 0.2 to 6 mm², insulation-protected to 1000 Volt, tested in accordance to DIN EN 60 900:2004, automatic adjustment to the conductor width, integrated length stop and closer for transport and storage

0.2 – 6 mm²		1	10 0762

1000 V one-hand cable shears

with double dip-coated special handle sleeves, high-gloss polished chrome

for cable ø	solid mm²	flexible mm²			
16 mm	16	50	160	1	12 0206
25 mm	25	70	200	1	12 0202

1000 V saw bow

fully insulated

Span width 150 mm	250	1	12 0700

1000 V saw bow

fully insulated hacksaw with innovative quick release on the handle for single-sided saw blades DIN 6494 Form A, with improved grip due to nonslip plastic and reduced weight

Span width 300 mm	Weight 785 g	520	1	12 0702

Tool assortment and document bag

Tool and document bag for service technician	1	17 5130
1000 V Telephone pliers 200 mm DIN ISO 5745 with straight jaws	1	10 8778
1000 V Combination pliers, 185 mm with flat jaws	1	10 8782
1000 V high-leverage diagonal cutting pliers, 200 mm, soft and hard wires	1	10 8784
1000 V Wire stripper adjusting screw 160 mm, for conductors 0.75 - 6 mm²	1	10 8790
1000 V slot-head screwdriver 2.5 x 0.4 mm 160 mm	1	11 7701
1000 V slot-head screwdriver 4.0 x 0.8 mm 185 mm	1	11 7704
1000 V slot-head screwdriver 6.5 x 1.2 mm 245 mm	1	11 7706
1000 V slot-head screwdriver 8.0 x 1.2 mm 285 mm	1	11 7708
1000 V Screwdriver insulated crosshead 80 mm test voltage PH 1	1	11 7731
1000 V Screwdriver insulated crosshead 100 mm test voltage PH 2	1	11 7732
1000 V Safety cable stripping knife, straight strong blade, blade length 50 mm	1	12 1042
Weight 2360 g / 415 x 350 x 205 mm	1	17 0360

1 2 3 4 5 6 7 8 9 10 11 12 13 14 15 16 17 18 19 20 21 22 23 24 25 26

Design	Weight	External dim. L/W/H	Internal dim. L/W/H1/H2/H	PU	Article no.

Leather tool case 3

Double stitched

Safety gloves for electricians with reinforced dividing walls in centre section

Aluminium edges for case strengthening

Specially for safety tools and safety devices, all outer edges reinforced with aluminium corners. Side parts, front and back wall, bottom and cover with extra reinforcement, front and back wall can be unfolded to a 90° angle. Lockable key locks, lateral closures, heavy cleat carrying handle, numerous tool pockets, document compartment, lateral loops for shoulder strap, floor studs, foam inserts with recesses for spanner sockets. Particularly safe storage of electricians safety gloves and NH safety handle with two reinforced dividing walls.

	5300 g	380/480/220 mm	325/445/60/65/60/200 mm	1	17 0078

Tool assortment tool bag VDE

Tool case made of tough cowhide, signal red	1	17 0078
1000 V plastic flat nose pliers, 200 mm	1	10 0796
1000 V Telephone pliers with straight jaws 200 mm, DIN ISO 5745	1	10 8778
1000 V Telephone pliers with bent jaws 200 mm, DIN ISO 5745	1	10 8780
1000 V Combination pliers with flat jaws 185 mm, DIN ISO 5746	1	10 8782
1000 V high-leverage diagonal cutting pliers 200 mm, DIN ISO 5749, soft and hard wires	1	10 8784
1000 V Wire stripper with adjusting screw 160 mm, for conductors 0.75 - 6 mm²	1	10 8790
1000 V Offset screwdriver size 5, DIN EN 60900/VDE 0680 Part 2	1	11 0804
1000 V Offset screwdriver size 6, DIN EN 60900/VDE 0680 Part 2	1	11 0806
Voltage tester up to 690 V, LED display	1	11 1432
1000 V socket wrench insert DIN 7448, size 10, 1/2 inch square socket	1	11 2600
1000 V socket wrench insert DIN 7448, size 11, 1/2 inch square socket	1	11 2602
1000 V socket wrench insert DIN 7448, size 13, 1/2 inch square socket	1	11 2606
1000 V socket wrench insert DIN 7448, size 14, 1/2 inch square socket	1	11 2608
1000 V socket wrench insert DIN 7448, size 17, 1/2 inch square socket	1	11 2610
1000 V socket wrench insert DIN 7448, size 19, 1/2 inch square socket	1	11 2612
Reversible ratchet, 1/2 inch	1	11 2628
T-handle, 1/2 inch	1	11 2650
1000 V Open-ended spanner size 10 105 mm, DIN 7446, 15° cranked	1	11 2708
1000 V Open-ended spanner size 13 132 mm, DIN 7446, 15° cranked	1	11 2714
1000 V Open-ended spanner size 17 160 mm, DIN 7446, 15° cranked	1	11 2720
1000 V Open-ended spanner size 19 170 mm, DIN 7446, 15° cranked	1	11 2722
1000 V Open-ended spanner size 22 195 mm, DIN 7446, 15° cranked	1	11 2724
1000 V slot-head screwdriver DIN EN 60900 2.5 x 0.4 mm 160 mm	1	11 7701
1000 V slot-head screwdriver DIN EN 60900 4.0 x 0.8 mm 185 mm	1	11 7704
1000 V slot-head screwdriver DIN EN 60900 6.5 x 1.2 mm 245 mm	1	11 7706
1000 V slot-head screwdriver DIN EN 60900 8.0 x 1.2 mm 285 mm	1	11 7708
1000 V Screwdriver crosshead 80 mm test voltage PH 1 DIN 7438	1	11 7731
1000 V Screwdriver crosshead 100 mm test voltage PH 2 DIN 7438	1	11 7732
1000 V nut driver 220 mm DIN 7445 5.5 x 125 mm	1	11 7805
1000 V nut driver 235 mm DIN 7445 7.0 x 125 mm	1	11 7807
1000 V nut driver 235 mm DIN 7445 8.0 x 125 mm	1	11 7808
1000 V nut driver 235 mm DIN 7445 10.0 x 125 mm	1	11 7810
One-hand cable shears 160 mm for cables up to 16 mm special insulation up to 1000 V	1	12 0206
1000 V Safety cable stripping knife, straight strong blade, blade length 50 mm	1	12 1042
1000 V protection slip-on snout size 1 holder 10 mm max. diameter	5	14 0166
1000 V protection slip-on snout size 2 holder 10 mm max. diameter	5	14 0168
1000 V protection slip-on snout size 3 holder 10 mm max. diameter	5	14 0170
Plastic clip	2	14 0180
Electrical safety gloves 1000 V, size 10, length 410 mm, material thickness 1.0	1	14 0214
Insulating tape universal DIN EN 60454, colour red 25 mm x 25 m	1	16 0145
13 500 g	380/480/220 mm	1	17 0378

Design	Weight	External dim. L/W/H	Internal dim. L/W/H1/H2/H	PU	Article no.

DIAMANT 45

corresponds to CIMCO article no. 17 8077, but with carrying capacity of up 45 kg. Case shells have two additional aluminium frames for absolute torsional stiffness.

Case empty, red	6800 g	430/498/235 mm	340/420/50/100/150 mm	1	17 8176

Tool assortment DIAMANT 45

Tool case DIAMANT 45, red	1	17 8176
1000 V plastic flat nose pliers, 200 mm	1	10 0796
1000 V Telephone pliers with straight jaws, DIN ISO 5745, 200 mm	1	10 8778
1000 V Telephone pliers with bent jaws, DIN ISO 5745, 200 mm	1	10 8780
1000 V Combination pliers, DIN ISO 5746, 185 mm with flat jaws	1	10 8782
1000 V high-leverage diagonal cutting pliers, DIN ISO 5749, 200 mm, soft and hard wires	1	10 8784
1000 V Wire stripper with adjusting screw 160 mm, for conductors 0.75 - 6 mm²	1	10 8790
1000 V Offset screwdriver size 5, DIN EN 60900/VDE 0680 Part 2	1	11 0804
1000 V Offset screwdriver size 6, DIN EN 60900/VDE 0680 Part 2	1	11 0806
Voltage tester up to 690 V, LED display	1	11 1432
1000 V socket wrench insert size 10, DIN 7448, 1/2 inch square socket	1	11 2600
1000 V socket wrench insert size 11, DIN 7448, 1/2 inch square socket	1	11 2602
1000 V socket wrench insert size 13, DIN 7448, 1/2 inch square socket	1	11 2606
1000 V socket wrench insert size 14, DIN 7448, 1/2 inch square socket	1	11 2608
1000 V socket wrench insert size 17, DIN 7448, 1/2 inch square socket	1	11 2610
1000 V socket wrench insert size 19, DIN 7448, 1/2 inch square socket	1	11 2612
1000 V reversible ratchet, DIN 7449, 1/2 inch	1	11 2628
1000 V T-handle, 1/2 inch	1	11 2650
1000 V open-ended spanner size 10, 105 mm, DIN 7446, 15° cranked	1	11 2708
1000 V open-ended spanner size 13, 132 mm, DIN 7446, 15° cranked	1	11 2714
1000 V open-ended spanner size 17, 160 mm, DIN 7446, 15° cranked	1	11 2720
1000 V open-ended spanner size 19, 170 mm, DIN 7446, 15° cranked	1	11 2722
1000 V open-ended spanner size 22, 195 mm, DIN 7446, 15° cranked	1	11 2724
1000 V slot-head screwdriver 160 mm, DIN EN 60900, 2.5 x 0.4 mm	1	11 7701
1000 V slot-head screwdriver 185 mm, DIN EN 60900, 4.0 x 0.8 mm	1	11 7704
1000 V slot-head screwdriver 245 mm, DIN EN 60900, 6.5 x 1.2 mm	1	11 7706
1000 V slot-head screwdriver 285 mm, DIN EN 60900, 8.0 x 1.2 mm	1	11 7708
1000 V screwdriver PH 1, 7438 mm, 80 mm	1	11 7731
1000 V screwdriver PH 2, 7438 mm, 100 mm	1	11 7732
1000 V nut driver 220 mm, DIN 7445 5.5 x 125 mm	1	11 7805
1000 V nut driver 235 mm, DIN 7445 7.0 x 125 mm	1	11 7807
1000 V nut driver 235 mm, DIN 7445 8.0 x 125 mm	1	11 7808
1000 V nut driver 235 mm, DIN 7445 10.0 x 125 mm	1	117810
1000 V One-hand cable shears 160 mm for cables up to 16 mm	1	12 0206
1000 V safety cable stripping knife, straight strong blade, blade length 50 mm	1	12 1042
1000 V protection slip-on snout, size 1, holder 10 mm max. diameter	5	14 0166
1000 V protection slip-on snout, size 2, holder 10 mm max. diameter	5	14 0168
1000 V protection slip-on snout, size 3, holder 10 mm max. diameter	5	14 0170
Plastic clip	2	14 0180
Electrical safety gloves 1000 V, size 10, length 410 mm, material thickness 1.0	1	14 0214
Insulating tape universal, DIN EN 60454, colour red, 25 mm x 25 m	1	16 0145
Case equipped (13000 g; 430/498/235 mm)	1	17 5370

Wrench for set screws for fuses and for contact screws

combination, re-insert to use for set screws for fuses 2 - 63 A, haft made of insulation material

Design	Size mm	PU	Article no.
Diazed	105	1	14 0102

1000 V cover cloths

ozone and weather resistance, excellent flame resistance, resistant to grease and acid, temperature resistant from – 40 °C to +100 °C, no ageing inhibitor necessary, for covering current-carrying parts, according to VDE 0680/1

	L x W x H mm		
	600 x 600 x 1.6	1	14 0154
	1000 x 1000 x 1.6	1	14 0156
	1200 x 1200 x 1.6	1	14 0158
Roll	10 m x 1 m x 1.6 mm	1	14 0157

1000 V plastic clip

for attaching cover sheets

	Length mm		
	80	1	14 0179
	160	1	14 0180

1000 V slip-on snouts

conical, to protect bare, current-carrying parts, numbered: No. 1 – 2 – 3

	Holder ø max.			
No. 1	10 mm	80	1	14 0166
No. 2	10 mm	80	1	14 0168
No. 3	10 mm	80	1	14 0170

1000 V slip-on snouts

self clamping, with sleeve, not numbered

	Holder ø			
	10 mm	75	1	14 0172
	20 mm	100	1	14 0174
	30 mm	120	1	14 0176

1000 V insulating protective cap

made of soft PVC, wing length 80 mm

	L x H mm		
with one wing	220 x 160	1	14 0184
with two wings	300 x 160	1	14 0185

Spreading wedge

made of plastic

without groove	163 x 16 x 35	1	14 0198

1000 V cleaning brush

fully plastic design

	L x W mm		
	420 x 25	1	14 0260
	420 x 38	1	14 0261

Design	Size mm	PU	Article no.

1000 V electrician and industrial hardhats

light and modern head protection according to DIN EN 397, made of HDPE (polyethylene), with ventilation holes, electric insulation to 440 V AC, 1000 V in connection with a face guard, longer at the back to provide neck protection, with hygienic towelling sweatband, rain channels and side slots for attaching ear or eye protection, ratcheting headband, 8-point interior webbing, for head sizes 50-66 cm, 310 g
Colour

yellow		1	14 0200
blue		1	14 0201
white		1	14 0202
red		1	14 0203

Reflective helmet sticker

The sticker was designed to increase the visibility or the wearer in low-light conditions as well as in the dark. Weather-proof self adhesive highly flexible film as well as excellent resistance to corrosive and solvent substances.

NEW

silver		1	14 1253
red		1	14 1254
yellow		1	14 1255
Orange		1	14 1256
Green		1	14 1257
Blue		1	14 1258

2-point chin strap made of elastic material

to attach to an electrician hardhat. Ensures a secure hold e.g. in high wind, when working at height. etc.

		1	14 0268

1000 V face guard

according to DIN EN 166 to be combined with the electrician hardhat, complete protection over the whole facial area, including ears, from flame arcs, arc flashes caused by short-circuit, liquid sprays and other damage, transparent and colourless, protective shield can be folded up

clear as glass		1	14 0204

1000 V face guard

same as CIMCO article no. 14 0204, however with edge protection due to beading tape and symmetrical short circuit value -7 kA

clear as glass		1	14 0207

1000 V electrician protective face hood

according to DIN EN 166, use as arc flash face protection with ear protection during short-term switching activities as well as other energised work (e.g., on distributor cabinets, home junction boxes, during meter changes, pulling and installing NH fuses, creating a T-socket, etc.), not to be used with energised work on non-insulated, overhead lines and on equipment with risk of contact to active parts, type and CE tested

		1	14 0206

Safety glasses EXPLORER

according to EN 166 5-3.1 1F
Base model with clear protective lens, scratch-resistant

		1	14 0205

Safety glasses SUNDOWNER

according to EN 166 1
black frame, clear lens, scratch-resistant, anti-fog

		1	14 0208

	Design	Size mm	PU	Article no.

Full view safety goggles

with anti-fog, clear safety lens, high dust protection and wearing comfort thanks to light weight, wide textile elastic strap, indirect ventilation and flat design

NEW

Safety glasses standard clear

lightweight glasses model which fits perfectly around the eyes, clear lens, scratch-resistant, anti-fog, EN 166 3-1.2 1 F

		1	14 1282

NEW

Safety glasses standard frame

blue frame, clear lens, scratch-resistant, EN 166 1 F

		1	14 1284

NEW

Safety glasses standard

over- and visitor glasses, clear, uncoated polycarbonate, without front pad, EN 166 1 F

		1	14 1286

Electrician safety goggles

according to DIN EN 166, compact goggles in traditional design, soft, flexible, indirectly ventilated PVC frame for high wearing comfort, interchangeable, scratch-resistance polycarbonate anti-fog lens, 130° field of view, weight only 65 g, fits over most prescription glasses

		1	14 0270

Panorama safety goggles

according to DIN EN 166, with a 140° field of view, weight only 115 g, otherwise similar to safety glasses CIMCO article no. 14 0270

		1	14 0272

NEW

Full safety glasses Optimum

Full safety glasses for the welder, polycarbonate visor, protection level 5, ant-fog/scratch-resistant, PVC frame, opaque, black, non-ventilated ENN 169/ EN 175

		1	14 1288

Ear muffs

CE according to EN241-1

Flat ear muffs, seal cushion gentle to skin, head piece with comfortable foam cushion, comfortable for all head sizes due to sliding mechanism, pleasant contact pressure thanks to two-point attachment and optimised tension force. Highest comfort, even when worn for long periods of time.

medium noise protection (yellow)		1	14 0274
good noise protection (orange)		1	14 0278

for attaching to electrician hardhat CIMCO Article No. 14 0200 et seq.

medium noise protection (yellow)		1	14 0275
good noise protection (orange)		1	14 0276

Ear plugs

5 pairs of washable foam rubber ear plugs for multiple use, level range: high 30 dB(A), medium 24 dB(A), low 22 dB(A), SNR value: 28 dB(A), 43.6 dB(A) at 4000 Hz, according to EN 352

		1	14 0279

Design	Size mm	PU	Article no.

Reusable ear plugs

with linear damping, contact to the surrounding environment is retained (good speech intelligibility) despite this, prevents harmful noise exposure, excellent fit, for low noise level area (insulation value SNR 20), removable strap

		1 Pair	14 0280

Fine dust mask FFP1

protection from solid particles of inert substances, according to DIN EN 149, protection level FFP1 (particle filter class P1 DIN 58645), CE certified, light, gentle to the skin with low breathing resistance, adjustable rubber band, individually wrapped

		1	14 0282

Fine dust mask FFP2

protection class FFP2, CE 0194, EN 149:2001+A1:2009, Latex, PVC and silicone-free, with rubber band and breath valve

		1	14 0284

NEW

Fine dust mask FFP3

robust and comfortable, with climate valve, protection level EN 149:2001+A1:2009

		1	14 1280

5-finger work gloves

STANDARD

made of split pigskin, smoothed, glove back made of cotton, one size 10/11

		1 Pair	14 0230

PROFI

made of full pigskin, glove back made of cotton, lined, one size 10/11

		1 Pair	14 0232

Winter-Worker

made of full pigskin, smoothed, glove back made of cotton, with thermal lining, according to EN 388 cat. II and EN 511, one size 10/11

		1 Pair	14 0233

NITRILE

protective gloves with flexible nitrile coating according to EN 388 cat. II, TÜV and GS tested, with tricot lining and knitted cotton cuff, good wet and dry gripping properties, liquid- and oil-resistant, very sturdy, machine washable, anatomical fit.

		1 Pair	14 0234

SOFT

category II, EN 388, washable, ergonomic fit, good grip on greasy and oily parts, extremely good sense of touch, freedom of movement, excellent mechanical stability, long service life

9		1 Pair	14 0290
10		1 Pair	14 0292
11		1 Pair	14 0294

Skinny Soft

NEW

nylon gloves in grey, with PU coating and knitted cuff, part-coated on palm and fingers, according to EN 388

9		1 Pair	14 1260
10		1 Pair	14 1261
11		1 Pair	14 1262

Skinny Soft

nylon gloves in white, with PU coating and knitted cuff, part-coated on palm and fingers, according to EN 388

Design	Size mm	PU	Article no.
9		1 Pair	14 1263
10		1 Pair	14 1264
11		1 Pair	14 1265

SKIN FLEX

knitted gloves in black, with special coating and knitted cuff, gloves are 3/4 coated, extremely comfortable to wear and ideal dexterity, very grippy, according to EN 388

Design	Size mm	PU	Article no.
9		1 Pair	14 1266
10		1 Pair	14 1267
11		1 Pair	14 1268

Electrical safety gloves

according to DIN EN 60903, with test mark for work in the 1000 volt range, made of natural latex, anatomical fit, best flexibility

Size	Working-voltage	Test-voltage	Length mm	Class	Material thickness mm	PU	Article no.
9	500 V	2 500 V	360	00	0.5	1 Pair	14 0237
10	500 V	2 500 V	360	00	0.5	1 Pair	14 0238
11	500 V	2 500 V	360	00	0.5	1 Pair	14 0239
9	1 000 V	5 000 V	360	0	1.0	1 Pair	14 0215
10	1 000 V	5 000 V	360	0	1.0	1 Pair	14 0214
11	1 000 V	5 000 V	360	0	1.0	1 Pair	14 0240
9	7 500 V	10 000 V	360	1	1.5	1 Pair	14 0245
10	7 500 V	10 000 V	360	1	1.5	1 Pair	14 0244
11	7 500 V	10 000 V	360	1	1.5	1 Pair	14 0243
9	17 000 V	20 000 V	360	2	2.3	1 Pair	14 0247
10	17 000 V	20 000 V	360	2	2.3	1 Pair	14 0246
11	17 000 V	20 000 V	360	2	2.3	1 Pair	14 0242
11	26 500 V	30 000 V	360	3	2.9	1 Pair	14 0241

Composite electrical safety gloves

according to DIN EN 60903, with increased mechanical properties for working in voltage ranges to 1000 V (class 0)

Size	Working-voltage	Test-voltage	Length mm	Material thickness mm	PU	Article no.
8	500 V	2 500 V	360	2.3	1 Pair	14 0130
9	500 V	2 500 V	360	2.3	1 Pair	14 0132
10	500 V	2 500 V	360	2.3	1 Pair	14 0134
11	500 V	2 500 V	360	2.3	1 Pair	14 0136
8	1 000 V	5 000 V	360	2.3	1 Pair	14 0140
9	1 000 V	5 000 V	360	2.3	1 Pair	14 0142
10	1 000 V	5 000 V	360	2.3	1 Pair	14 0144
11	1 000 V	5 000 V	360	2.3	1 Pair	14 0146

Tricot lining gloves

for absorbing skin moisture and for better ventilation while wearing safety gloves, made of 100% cotton, unbleached and undyed, elastic, especially suited for protecting sensitive skin

Design	Size mm	PU	Article no.
One size		1 Pair	14 0216

Storage box for electrical safety gloves

for transport or secure storage in vehicles or toolboxes, made of impact-resistant insulating material. Dimensions: 476 x 224 x 100 mm, weight 320 g

Design	Size mm	PU	Article no.
		1	14 0150

Design	Size mm	PU	Article no.

1000 V NH safety handle

according to VDE 0680/4, with anti-slip protection and protective guard of smooth, impregnated leather.
For NH fuses sizes 00-3

		1	14 0210

Electrician boots

premium safety boots made of a PVC-nitrile mixture, tested according to EN 345-SB. EN 50321.1999 class 0

Shoe size			
42		1 Pair	14 0219
43		1 Pair	14 0220
44 - 45		1 Pair	14 0221
46		1 Pair	14 0222

Insulating overshoes

The comfortable alternative to rubber boots. For energised electrical work indoors on firm ground (e.g., energised meter changes, meter disconnection activities, work on interior cable distributors).
The galoshes serve as a comparable replacement for position insulation to 1000 V AC / 1500 V DC.
Use in wet conditions, on ladders and outdoors, especially in cable trenches is not permitted, nor is work where earth contact with other body parts cannot be ruled out (e.g., while working on your knees).
Comfortable and quick attachment to normal shoes via 2 hook & loop fasteners in the front area along with a snap-in strap for the heal, type tested on the basis of DIN EN 50 321.

For sole length	approx. shoe size	Interior length		
280 to 300 mm	40 to 43	300 mm	1 Pair	14 0227
300 to 320 mm	43 to 46	320 mm	1 Pair	14 0228

Overall white / orange

Disposable overalls, comfortable and light to wear, protects against liquid vapour, minor liquid sprays and airborne solid particles, good visibility via clearly visible orange seams, with zipper, hood, arms and legs are closed off by a rubber band, meets Cat. III / Type Typ 4B+5B +6B, anti-static, viral protection test according to EU standard 14126

Size			
L		1	14 5026
XL		1	14 5028
XXL		1	14 5030

Overall white

Disposable overall with pleasant light wearing comfort, protects against liquid mist, minor liquid splashes and airborne solid particles, with zip, elastic inserts on hood, waist, wrists and ankles, CE-certified. Type 5B+6B, Cat III, EN14126 anti-static and breathable, lint-free and abrasion-resistant

Size			
L		1	14 5032
XL		1	14 5034
XXL		1	14 5036

Portable rescue case 36 kV

specially designed for electrical safety interventions (rescue actions involving electrical cars, etc.).
Case cover serves simultaneously as an insulating stool to prevent direct contact with the medium during rain (personal protection).
Contents: Insulating bench (case base)

- Insulated telescopic pole (45 kV)
- Rescue hook with voltage indicator (127 V – 90 kV)
- Cable cutter (36 kV)
- Pair of insulated boots (20 kV) size 44
- Bottle of talcum powder
- Adhesive tape yellow/black
- Information sign (first aid measures)
- Electrical safety gloves (class 3, to 26.5 kV, size 9)
- Transport bag with karabiner hook

	570 x 71 x 240 mm	1	17 0366

	Design	Size mm	PU	Article no.

1000 V insulating mat

Protective mats for electrical switch rooms tested according to DIN EN 61111, resistant against weathering, ozone, light, acids, oil and fire-resistant (UL 94 V-0). The 3 mm thick mat has a dielectric strength of the test voltage class 0 (1000 V), a raised, made from grey polymer (hardness approx. 65° Shore A), tear resistance > 10 N/mm, elongation at break > 600%, grippy surface (ribbed) for increased surefootedness, abrasion < 300 mm, temperature stability from −30°C to +70°C. In addition, the standing mat is free of nitrosamine and PAH according to EU 1272/2013.

1000 x 1000 x 3 mm		1	14 0224
10 m x 1 m x 3 mm		1	14 0225

Your personal safety set, 4 piece

In a practical and sturdy carrying bag		17 0110
Electrician's hardhat		14 0200
Electrician's face guard		14 0204
NH safety handle		14 0210
Electrician's gloves		14 0214
	1	14 0255

Your personal safety set, 5 piece

In a practical and sturdy carrying bag		17 0112
Electrician's hardhat		14 0200
Electrician's face guard		14 0204
NH safety handle		14 0210
Electrician's gloves		14 0214
Insulating mat		14 0224
	1	14 0250

NEW

Your personal safety set, 5 piece

In a practical and sturdy carrying bag		17 0110
Electrician's hardhat		14 0200
EXPLORER safety glasses		14 0205
Ear plugs		14 0279
Fine dust mask FFP2		14 0284
Work gloves SOFT		14 0290
	1	14 6817

Safety harness type A

For working in areas with risk of falling, e.g., towers, poles, building overhangs, safety harness with a back attachment ring (according to DIN EN 361) two side attachment rings, (according to DIN EN 358), weight only 1.4 kg.

Suitable for all body sizes		1	14 0455

Safety harness type B

Like type A but with a chest loop as front attachment point for better work and two side attachment rings as well as a comfortable 100 mm wide, padded back support, weight 1.5 kg.

Suitable for all body sizes		1	14 0456

Design	Size mm	PU	Article no.		

Safety harness type Economy

Safety harness with chest loop, simple and fast to put on, according to EN 361:200

Suitable for all body sizes		1	14 0460	

Safety harness type C

Safety harness with elastic waist belt and click closure

Suitable for all body sizes		1	14 0462	

Set safety harness Economy

The versatile set comprises the safety harness with chest loop, which can be put on quickly and easily.
The practical rope bag contains:
Safety harness (EN 361:2002)
Fall arrester, mobile, up to 10 m (EN 353-2:2002)
Belt sling, 0.8 m

		1	14 0458	

Safety set Standard 1

Versatile set with a fall arrester, which keeps the fall distance as short as possible through the use of a spring-loaded retracting mechanism, safety harness with additional padding and a load-bearing capacity of up to 140 kg.
The practical rope bag contains:
Safety harness, up to 140 kg (EN 361/358)
Fall arrester, 2.5 m, with front and rear attachment

		1	14 0470	

Safety set Standard 2

This set is suitable for safe working on mobile elevated platforms. The combination of safety harness and fall arrester make it indispensable.
The practical rope bag contains:
Safety harness, up to 140 kg (EN 361/358)
Fall arrester, 1.8 m

		1	14 0472	

Electrician safety set STANDARD

This set is intended for use in repair and maintenance work, e.g. working on pitched roofs.
The receiver rings in the front and at the sides correspond to the BG [Employer's Liability Insurance Association] guidelines for work in areas with a risk of falling. The stable case of steel sheet contains:
Safety harness (EN 361/358)
Belt sling 30 KN - 1 metre
Running safety lanyard ERGOGRIP

		1	14 0495	

ROPE BAG electrician safety set

This set finds versatile application in construction and industry. The receiver rings correspond to the BG [Employer's Liability Insurance Association] guidelines for work in areas with a risk of falling.
The practical rope bag contains:
Safety harness (EN 361)
Belt sling 22 KN - 2 metre
Guided fall arrester MAGIC 15 m

		1	14 0496	

Guided fall arrester MAGIC

according to EN 353-2

The small and light fall arrester runs free in both directions. Available in different rope lengths made of 12 mm kernmantle rope.

Design	Size mm	PU	Article no.
	10 m	1	14 0475
	15 m	1	14 0476

Safety lanyard ERGOGRIP

according to EN 358

Safety lanyard for workstation positioning with ergonomically shaped operating element, length 1.5 m and one-hand karabiner, 12 mm kernmantle rope. The rope is fixed to the attachment rings on the harness.

		1	14 0490

NEW

Belt sling, 25 mm

strong polyamide sling (PA) for industrial use, the round sling is 25 mm wide and has a breaking load of 26 kN.

0.8 m		1	14 0464
1.5 m		1	14 0466

NEW

Throw bag with eye

extremely strong material for optimum throwing characteristics and long service life, accurate aim with quiet flight with steel ring and sewn-on loop.

Weight 250 g		1	14 0468

SHOCKYARD fall damping belt

according to EN 355, 354

Fall damper and sling in one.

Extremely short falling distance: only 95 cm at a fall factor of 2 (4 m - 100 kg falling weight). Very comfortable as it is very light and flexible over its whole length, primarily for sternal applications. Temperature-resistant to 80 °C, abrasion proof protective shell. Continuous fall arresting due to elastic fibres. During a fall, no shock-creating noise from tearing.

		1	14 0500

Safety belt

The safety belt has a double-pin buckle and two side attachment rings with adjustable length, spliced lanyard. The belt can only be used in places where there is no risk of falling.

Belt length mm	Waist size cm		
1400	90 - 100	1	14 0502
1500	100 - 110	1	14 0504

Crampons

according to DIN 48345, pole model, with 2 spikes, angled footplate and wide leather counter

Spike width 260 mm for wooden poles 150 - 240 mm		1	14 0550

Warning vest

as a breakdown vest for car drivers and for use by street crews, in luminous orange (RAL 2005), made of mixed cotton fabric (80% polyester, 20% cotton), with two horizontal 50 mm wide reflective strips all the way around the vest for best visibility, one size, universal size adjustment via hook & loop fastener, according to EN 471

		1	14 2012

Warning triangle EURO

officially tested and approved according to EC directive ECE-27R03 in all European countries, optimal warning effect even at night, 4 point stand, folds together, in a plastic tube (445 x 160 x 40 mm), total weight only 1700 g

unfolded 440 x 450 mm		1	14 2014

Design	Size mm	PU	Article no.		

Commercial first aid case

according to DIN 13 157, in a modern design with attractive colouring, splash-proof, dust-tight and maintenance-free, can be hung on the wall or removed from the holder for mobile help on site, extremely clear layout thanks to transparent ABS housing and variable interior partitioning, one-hand opening and defined opening angle with additional externally accessible plaster dispenser, including room thermometer, "First Aid Instructions", pen, anti-theft protection, with wall bracket, wall plugs and screws

	350 x 370 x 120 mm	1	14 2006	
Refill pack for first aid case according to DIN 13 157		1	14 2007	

Car first aid kit

according to DIN 13 164, only for cars, not permitted for commercial operations, in a strong plastic case

	225 x 165 x 70 mm	1	14 2008	
Refill pack for car first aid kit according to DIN 13 164		1	14 2009	

SAFETY BOX

To protect plug connections on power lines against humidity and moisture, as well as against unintentional separation of the plug connection. Ideally suited for use when working with electrical devices outdoors (garden, camping, construction site, boat, etc.), for the holiday and Christmas lighting, also worth recommending for the protection of small children. Simple handling: open the housing parts of the SAFETY BOX, connect the plug and socket and insert them in the middle, fix the plug connection and then turn on the power. For lines with up to 9 mm diameter, IP 44 splash protected, weight 110 g.

red		1	14 2016	

Cutout switch lock

The secure locking element which can be used, for example, for fuses. Once the fuse has been deactivated, an insulated electrician's screwdriver (blade max. 4 mm) can be used to fix the Clip block, after this the locking element can be secured against reactivation using a padlock (CIMCO article no. 18 2612) or a multi-locking clamp (CIMCO article no. 18 2616) to prevent the cutout switch from being switched back on.
Packaging unit 5 pieces

M3 circuit breaker		1	18 2600	

Padlock for locking device

with 4 mm brass shackle, base body made of plastic with two-sided locking disc, with a "Do not switch on" prohibition sign (according to VBG 125) and label field.
Delivery includes two keys. Weight 192 g

50 x 6 mm		1	18 2610	
50 x 4 mm		1	18 2612	
23 x 6 mm		1	18 2614	

Multi-locking clamp for locking element

for use with multiple locking elements, with "Do not switch on" prohibition sign (according to VBG 125) and labelling field. Scope of supply: housing with 2 m protection band.

		1	18 2616	

ESD service kit

practical working mat for mobile application areas, made of sturdy dissipative vinyl material. Equipped with 2 pockets and seamed edges. Delivery including grounding cable 3 m with crocodile clip, wrist band.
Bleeder resistance 108 Ohm.

	600 x 650	1	15 0370	

Circuit board cutlery, 6 pieces

with 12 different accessory soldering tools of special steel that solder does not stick to. With fork, stainless steel brush, hook, awl, knife and scraper.

	175	1	15 0350	

MADE IN GERMANY

PLUMBING TOOLS

Innovative ratchet pipe cutter with
a worldwide patent and ratchet mechanism
allows you to cut a pipe without having
o completely rotate the tool.

Especially suitable for work in restricted
working spaces.

S-opening pipe pliers: the jaws are ground
and inductively hardened. The self-clamping
ridges in the 45 degree "S-opening" ensures
a secure grip.

With 4 guide rollers for optimum hold of
the pipe when cutting:
the KOMPAKT professional pipe cutter.

Idea; straight-cutting shears with double
hardened, finely serrated cutting.

1 2 3 4 5 6 7 8 9 10 11 12 13 14 15 16 17 18 19 20 21 22 23 24 25 26

Water pump pliers

according to DIN ISO 8976, with box joint,
self-clamping on the tool, with ridged opening (burner hole), manufactured from chrome-vanadium steel.

Design	Size mm	PU	Article no.
without handle sleeves	250 mm (10“)	1	10 1222
with handle sleeves	250 mm (10“)	1	10 1224

Water pump pliers

according to DIN ISO 8976, made of chrome-vanadium steel, with burner hole and box slip joint,
for even force distribution, with safety locking protection, varnished

	175	1	10 1236
	245	1	10 1237
	300	1	10 1238

FastGRIP water pump pliers

according to DIN / ISO 8976 with quick adjustment on the workpiece via push button, easy running, super-fine adjustment via 12 tab locations, ergonomically shaped for the greatest force transmission, self-locking on the workpiece, power conserving, slip-proof design, with box slip joint and double fulcrum, inductively hardened ridged opening and safety lock protection, high-quality tempering, maximum span width 37 mm, weight 392 g.

	240	1	10 1230

PowerGRIP plier wrench

parallel gripping pliers with practical push-button adjustment, for working on parallel and flat workpieces such as nuts, bolts, screwed cable glands and thin metal sheets, high transmission ratio with noticeable support of hand power, ergonomic shape, extremely robust, free play joint with continuous, easy-running fine adjustment, chrome-plated with dip insulated handles

Design	Span width	Weight		
180 mm	36 mm	275 g	1	10 1241
250 mm	46 mm	490 g	1	10 1239
300 mm	60 mm	640 g	1	10 1243

Syphon pliers

for mounting and dismounting siphons and water drains on washbasins and sink units;
also for larger filling valves (water taps) made of chrome-vanadium steel, for pipe fittings with screwed slip joint, shanks dipped.

	230	1	10 1256

S-opening pipe pliers

according to DIN 5234 C, drop-forged, with inductively hardened grip area, self-locking on the workpiece, double-T profile handle, captive adjusting nut and safety locking protection to prevent crush injuries

For pipes Inch	Span width mm			
1/2	39	245	1	10 1277
1	49	320	1	10 1279
1 1/2	68	440	1	10 1281
2	85	560	1	10 1283
3	120	675	1	10 1285

Lever pressure pliers (locking pliers)

ideal for holding and fixing of workpieces for welding, soldering, cutting and finishing, jaws made of chrome vanadium steel, with release lever and wire cutter

	Span width mm			
	0 - 35	185	1	10 1300
	0 - 50	250	1	10 1302
	0 - 65	300	1	10 1304

Design	Size mm	PU	Article no.	

Fitting pliers
with non-slip woven rubber strap

	max. 160 mm ø	1	10 1370	

Basin wrench
with swivel claw, for left and right-handed rotation, varnished

	235	1	10 2020	

One-hand basin wrench
for easy mounting of high-quality fittings, e.g. chrome-plated, in hard to access places with restricted working space, holders 3/8"

Wrench inserts

Size 27 mm		1	11 4021	
Size 32 mm		1	11 4022	
Size 36 mm		1	11 4023	
Extension	300 mm	1	11 4024	
Sliding T-handle	3/8"	1	11 4026	
Set no. 11 4021 to no. 11 4026	5 piece	1	11 4019	

Express spanner
fork spanner with M 10 hanger bolt spanner

Size 17 – 19		1	11 4011	

Ventil-Quick
waste valve holder and screw-in wrench, just insert to be immediately torque-proof
no chance of damaging chrome surfaces, weighs only 365 g, ready for use in seconds

		1	11 4040	

Plumbing four-way socket wrench
with offset surfaces, making it suitable for all brands
for tap extensions 3/8" - 1/2" - 3/4" - 1", with thread for M 10 + M 12 hanger bolts

		1	11 4120	

Radiator spud wrench
for cam, hex and double hex drive, to install valves and screw fittings
3/8" - 1", 1/2" square drive

		1	11 4000	

Ratchet
with 1/2" square socket, for radiator spud wrench (CIMCO article no. 11 4000).
meaning it can be used as an ordinary ratchet for a nut driver

1/2

		1	11 4001	

Pipe cutters for plastic pipes and cable ducts
for hard and soft PVC pipes and cable ducts; also for fibre-reinforced plastic and rubber hoses
The stability and the cutting geometry of the blade ensures a burr and deformation-free, right-angled cut on both round and angular material.

SUPER pipe cutter

Working range 6 – 35 mm ø		1	12 0410	
Replacement blade		1	12 0412	

	Design	Size mm	PU	Article no.

Pipe cutter

With the handy pistol shape, already laid pipes can be quickly and easily shortened. Pumping movements release the ratchet mechanism and the robust, interchangeable blade is thus pushed through the material to be cut with the slightest manual effort. The blade symmetry provides precise right angle cuts without burrs or deformation.

Area of application:

- Hard and soft plastics
- Rubber hoses
- Isoflex pipes
- Hard and soft plastic PVC pipes

MAXI pipe cutter

with adjustment-lever for modification of cut-opening

Working range 6 – 42 mm ø		1	12 0420
Replacement blade		1	12 0422

MINI plastic pipe shears

made of die cast magnesium, for cutting plastic and composite pipes up to a diameter of 35 mm, optimum power transmission, with quick change system for changing blades simply and easily, automatic blade retraction, blade of PTFE-coated INOX steel with long service life (made in Solingen)

Extremely light and compact, only 270 g.

35 mm ø / 1 3/8“	220	1	12 0416
Replacement blade		1	12 0417

Plastic pipe cutter PROFI

made of die cast magnesium, for cutting plastic and composite tubes up to a diameter of 42 mm, optimum power transmission thanks to ratchet mechanism with progressive, ridged blade feed with 2-component handle, blade retraction via one-hand quick retraction mechanism, with quick change system for replacing blades quickly and easily, blade of PTFE-coated INOX steel with long service life (made in Solingen)

42 mm ø / 1 5/8“	240	1	12 0418
Replacement blade		1	12 0419

Universal pipe cutter

with 2 interchangeable knives for insulation and hard PVC pipes and for soft plastic and rubber hoses

Pipe outer ø max. 29 mm	200	1	12 0450

Bulk knives

for hard PVC		1	12 0452
for soft pipes		1	12 0453

Corrugated pipe cutter

for cutting and trimming corrugated plastic tubes (flex tubes) and plastic shield tubes up to 42 mm ø in the electrical, plumbing and heating fields, simply rotate the tool to safely cut at the outer diameter without damaging the interior pipe, with two interchangeable cutting inserts, weight only 45 g

Working range to 42 mm ø	110	1	12 0430
Replacement cutting inserts		1 pair	12 0432

Metal saw bow

especially light, yet extremely sturdy metal saw for 300 mm saw blades, made of die cast aluminium in an ergonomic design, with soft rubber inserts on the handle and front grip, high cutting precision of the blade in straight and 40 degree position due to captive locking pins, blade can be tensioned up to 800 N by turn-lock fastener in the handle, delivery incl. a bi-metal cutting saw blade

Span width 300 mm	Weight 650 g	1	12 0602

Metal saw bow

according to DIN 6473 A, heavy duty design, material thickness 18 x 8 mm, bright chrome plated, with captive locking pins

Span width 300 mm		1	12 0600

Design		Size mm	PU	Article no.	

Metal cutting saw blade

according to DIN 6494, 24 teeth per inch

Version A, ridges on one side

Material	Dimensions mm			
HSS-CO	300 x 13 x 0.65	1	12 0608	

Version B, ridges on both sides

Material	Dimensions mm			
WS	300 x 25 x 0.8	1	12 0614	

Bolt cutters

robust bolt cutters in a compact design, blade and pipehead manufactured from drop-forged special steel, reduced separating force thanks to ideal geometry and cutting performance up to 48 HRC, with ergonomic 2-component handles and precise, adjustable blades

Weight 2013 g	460	1	10 0450	

Pipe milling cutter – internal and external

for vibration-free chamfering of plastic, copper, aluminium and soft steel pipes from 4 – 42 mm in diameter

		1	12 0890	

Ratchet pipe cutter

Innovative pipe cutter with a worldwide patent and ratchet mechanism which allows you to cut a pipe without having to completely rotate the pipe to be cut. Especially suitable for work in restricted working spaces (e.g., pipes installed in corners or on walls). One-hand operation, especially high performance thanks to special cutting wheel and double roller guides (speed, durability). Integrated deburrer for clean edges on the cut pipes. Easily interchangeable cutting wheel, one replacement cutting wheel is contained in the scope of delivery, weight 400 g
for plastic, copper, aluminium, and similar pipes
for outer pipe diameters ranging from 12 to 35 mm (1/4" to 1 1/8").

	175 x 38 x 68	1	12 0480	
Replacement cutting wheel		1	12 0481	

Mini pipe cutter

With a cutting wheel which can be changed without requiring tools thanks to quick change system, double roller guide, for copper pipes.

3 – 16 mm ø	1/8" – 5/8" ø	60	1	12 0460	
3 – 25 mm ø	1/8" – 1"	70	1	12 0461	

Pipe cutter

With a cutting wheel which can be changed without requiring tools thanks to quick change system, double roller guide and deburrer.

3 – 35 mm ø	1/8" – 1 3/8" ø	160	1	12 0464	

Pipe cutter

With a cutting wheel which can be changed without requiring tools thanks to quick change system, double roller guide.

10 – 60 mm ø	1/8" – 2" ø	390	1	12 0472	
10 – 42 mm ø	1/8" – 1 1/4"	290	1	12 0473	

KOMPAKT professional pipe cutter

for aluminium, copper and thin-walled steel pipes, made from die cast magnesium with steel bearing mounted spindle to make slide move more easily, with 4 guide rollers for optimum hold of the pipe when cutting, includes an extendable deburring blade and a replacement cutting wheel (in the turn knob), cutting wheel can be changed without tools thanks to quick change mechanism

3 – 35 mm ø	1/8" – 1 3/8" ø	155 mm	1	12 0468	

Loose wheels

for 12 0460, 12 0461, 12 0464, 12 0468	1	12 0462	
for 12 0472	1	12 0474	
for 12 0473	1	12 0475	

	Design	Size mm	PU	Article no.

Universal lever shears for sheet metal

with lever transmission, double hardened fine-toothed blades, self-opening
hex socket head screw, fully hardened, with fine thread for adjusting the cutting edge gap

Ideal straight cutting shears

		250	1	12 0280

Special shape cutting shears

with especially flat lower blade

right-hand cutting		250	1	12 0282
left-hand cutting		250	1	12 0283

Double sheet metal puncher – Plumbing

for punching holes in sink unit basins (stainless steel), spanner operation size 19

Hole ø Metric mm	Pre-drill ø mm	Screw Size	max. sheet metal thickness mm		
28 / 32	11	10 x 55	1.5	1	13 1822
Replacement tension bolt		10 x 55		1	13 5068

Workshop file set, 5-piece

with wooden haft

1 piece each 200 mm Cut no. 2 ▭ △ □ ⌓ ○			1	20 6806

Valve seat milling cutter

with double brass cylinder, with flat steel cutters, for water supply taps
for pipes 3/8" - 1/2" - 3/4" - 1"

			1	14 1150

Excelsior spanner

with movable jaw and tyre lever, polished, smooth jaws without teeth

		240	1	11 2842
		300	1	11 2844
		370	1	11 2846

L-key

chrome-plated, with square socket, for 10 mm tap extensions.



3/8" + 3/4"			1	11 4130

Flexible pipe cleaners

made of hot-dip galvanised, double layered steel wire, with claw and adjustable wooden handle

Flexible cleaner ø mm	Claw ø mm	m		
7	17	5	1	14 1170
7	17	10	1	14 1176
10	20	10	1	14 1186
10	30	10	1	14 1200
12	40	5	1	14 1192
12	40	10	1	14 1202

Extensions for flexible pipe cleaners

Flexible cleaner ø mm		m		
12		5	1	14 1212

Design	Size mm	PU	Article no.		

ROHRTEUFEL pipe cleaner

Universal use pipe cleaner for cleaning all pipes from 10 to 55 mm diameter, e.g. drain pipes, sinks, washbasins, shower drain pipes, baths and WCs, with crank for hand operation and hex receiver for electronically regulated drills, hot-dip galvanised piano wire spiral, 7.5 m long, 8 mm ø

		1	14 1250	

Steel wire brush

4-row	Length 290 mm	1	14 1314	

Magnetic welding mirror

with strong, permanent magnet, ball joint and flexible brass hose, nickel-plated steel mirror, 1 mm thick.

	Length 500 mm	1	14 1330	

Loose welding mirrors

	80 x 70 mm	1	14 1340	

Reinigungs-Sprays
cimco
WERKZEUGFABRIK
Reiniger und Entfetter
Cleaner and Degreaser
For the preparation of parts to be bonded
500 ml 650 3e
WET. PROTECT
e·basic
High Performance Spray
Zum dauerhaften Schutz elektrischer Kontakte, Metalle, Geräte und Maschinen vor Kurzschluss, Ausfall und Korrosion.
electric
Vorbeugend oder zur Reparatur!
Technische Sprays
cimco
WERKZEUGFABRIK
Allround-Spray
Turbo-Power-Spray
• erleichtert Kabeldurchführung
• löst Rost • verdrängt Feuchtigkeit
• beseitigt Quietschgeräusche
400 ml 520 3e

SOLDERING EQUIPMENT AND ACCESSORIES – CHEMICAL PRODUCTS

High performance protection for electrics and metals.

WET.PROTECT e-basic protects everywhere, where electrics and electronics come into contact with moisture.

It infiltrates the moisture and then forms a lasting protective film.

ALPA-GEL protects cable connections from dust and moisture.

Removal is possible at any time, without leaving any residue.

Note: Due to the limited shelf-life, it is not possible to return the spray and cleaner cans!

RoHS 2 2011/65/EU

Lead-free electronic solder

according to DIN 29453, S-Sn 99.3 Cu 0.7, with active resin flux according to DIN EN 29454-1 1.1.2.B 2.5% (weight % 2.5 ± 0.5), not corrosive on non-ferrous metals, on disposable spools

Wire ø mm	Weight g	Design	Size mm	PU	Article no.
1.0	100			1	15 0152
	250			1	15 0154
	500			1	15 0156
	1000			1	15 0158
1.5	100			1	15 0162
	250			1	15 0164
	500			1	15 0166
	1000			1	15 0168
2.0	250			1	15 0174
	500			1	15 0176
	1000			1	15 0178
3.0	250			1	15 0180
	500			1	15 0182

Electronic solder

according to DIN EN 29453, with activated resin flux, not corrosive on non-ferrous metal, fast-flowing, flux according to DIN EN 29454-1 1.1.2.B 2.5% (weight % 2.5 ± 0.5) S-Sn60Pb40, on disposable spools

Wire ø mm	Weight g	Design	Size mm	PU	Article no.
1.0	100			1	15 0052
	250			1	15 0054
	500			1	15 0056
	1000			1	15 0058
1.5	100			1	15 0062
	250			1	15 0064
	500			1	15 0066
	1000			1	15 0068
2.0	250			1	15 0074
	500			1	15 0076
	1000			1	15 0078
3.0	250			1	15 0080
	500			1	15 0082

Radio solder

according to DIN EN 29453, with activated resin flux, not corrosive on non-ferrous metals, fast-flowing, flux according to DIN EN 29454-1 1.1.2.B 2.5% (weight % 2.5 ± 0.5) S-Sn40Pb60, on disposable spools

Wire ø mm	Weight g	Design	Size mm	PU	Article no.
2	250			1	15 0104

Solder in triangular rods

according to DIN EN 29453, extruded, standard dimensions: 11 x 11 x 11 mm, approx. length 440 mm

SN %	Design	Size mm	PU	Article no.
35			1 kg	15 0140
40			1 kg	15 0150
60			1 kg	15 0160

RoHS 2 2011/65/EU

Lead-free solder in triangular rods

according to DIN EN 29453, extruded, standard dimensions: 11 x 11 x 11 mm, approx. length 400 mm

SN %	Design	Size mm	PU	Article no.
99.3			1 kg	15 0161

Soldering grease

according to DIN EN 29454-1 3.1.1.C, for the soft soldering of tinplate and leaded sheet metal, for the tinning of copper and brass, not suitable for use in the field of electrical engineering and electronics (contains zinc chloride, corrosive)

Weight g	Design	Size mm	PU	Article no.
50 g			1	15 0230
100 g			1	15 0232
250 g			1	15 0234

Design	Size mm	PU	Article no.

Contact soldering paste

according to DIN EN 29454-1 1.1.2.C, for soldering in the fields of electrical engineering, electronics and electrical installation

50 g tin	1	15 0240	

Desoldering pump

Ideally suitable for repair work on circuit boards and electronic components, in professional industrial quality with extremely high and constant suction power and large aluminium solder chamber, low weight (only 65 g), with narrow, anti-static Teflon desoldering tip.

195	1	15 0300	

Electronic soldering devices

220 Volt, with plastic handle, 1.5 m power cable and "Schuko" safety plug, interchangeable copper soldering tips

Watt	Soldering tip temp.	App. heating time	Soldering tip ø mm		
15	370 °C	1.5 min	5-straight	1	15 0448
Replacement soldering tip for 15 0448				1	15 0449
30	410 °C	1.5 min	5-straight	1	15 0600
Replacement soldering tip for 15 0600				1	15 0601
60	460 °C	2.0 min	7-bent	1	15 0453
Replacement soldering tip for 15 0453				1	15 0457
80	480 °C	2.5 min	7-bent	1	15 0602
Replacement soldering tip for 15 0602				1	15 0603
100	500 °C	2.5 min	7-bent	1	15 0456
Replacement soldering tip for 15 0456 + 15 0453				1	15 0457

Tool holder for electrical and gas soldering irons

With tray for cleaning sponge

80 x 110 mm	1	15 0301	

Electrical soldering gun

220 Volt, with soldering point light and Euro plug

Watt	Soldering tip temp.	App. heating time		
100	400 °C	0.2 min	1	15 0700
Replacement soldering tip			1	15 0702

Gas soldering set, 10 piece

for lighter butane gas. For challenging soldering tasks without obstructive cables in all locations where power supply is not available, e.g. in installation, service and repair areas. Also suitable for heat-shrinking work, micro-welding and the cutting of plastic films and boards, thanks to diverse interchangeable attachments. With electronic ignition, infinitely variable output, temperatures with naked flame up to 1,300 °C, soldering up to 500 °C, heat-shrinking up to 500 °C, burning duration approx. 60 min. In handy storage and carrying case made from impact-resistant plastic with viewing window. Set consisting of 1 unit each of:

- Gas soldering iron with protective safety cap and locking device	15 0810
- Pencil tip soldering tip	15 0820
- 3 mm single-sided, diagonal soldering tip (elliptical shape)	15 0821
- 3.5 mm dual-sided, diagonal soldering tip (chisel shape)	15 0822
- Hot knife with 12.5 mm blade width for cutting and shaping of plastic and hard foams	15 0826
- Heat reflector for heat-shrinking	15 0828
- 3.5 mm ø flame nozzle for micro-welding	15 0824
- 7 mm and 8 mm spanner for soldering tip assembly	
- Cleaning sponge in 40 x 40 mm sponge container	
- Comprehensive instruction manual	

10-piece gas soldering iron set	275 x 160 x 45 mm	1	15 0800
Gas soldering iron, individual device	235 x 27 mm	1	15 0810

Soldering station with infinitely variable control

Primary voltage 230 V, 50/60 Hz, secondary voltage 12 V, safety transformer, LED function display, soldering iron with separate equipotential bonding and interchangeable soldering tip

Watt	Soldering tip temp.	App heating time	Soldering tip ø mm		
30	200 - 450 °C	1.5 min	4	1	15 0730

	Design	Size mm	PU	Article no.	

Replacement soldering iron

Watt	Soldering tip temp.	App. heating time	Soldering tip ø mm			
30	200 - 450 °C	1.5 min	4	1	15 0732	

Cleaning sprays

Plastic cleaner

cleans and degreases plastics, ideal for the pre-treatment of surfaces when bonding sensitive plastics, rubber or painted surfaces, evaporates without leaving residue.

500 ml		1	15 1138	

Cleaner and degreaser

cleaner and degreaser for all metals, glass and ceramic as well as the majority of plastics. Cleans stubborn dirt such as oil, grease, tar, wax, silicone/adhesive residue from electrical contacts, boilers and burners, brakes, clutches, engines, transmissions, etc. without leaving any residue, degreasing effect.

500 ml		1	15 1150	

TFT/LCD screen cleaner

Reliable removal of dirt, dust, grease and nicotine. Leaves behind an anti-static effect in order to provide long-term surface protection against contamination. Also suitable for use on sensitive plastics and glass surfaces. Application for flat and plasma screens, computers, notebooks.

200 ml		1	15 1151	

Multi-foam

The powerful universal cleaner, completely biodegradable. Cleans all metals, glass and plastic parts without leaving residue, removes insects, smears, films of dirt, freshens matt and weathered plastics, prevents rubber seals from bonding and freezing solid, etc.

400 ml		1	15 1152	

Technical sprays

AT 44 all-round spray with PTFE

Corrosion protection, cleaning, lubrication, water displacement and conservation in a single product. Displaces moisture on electrical lines, prevents creep currents, loosens seized screws, etc. eliminates squeaking and creaking noises, cleans surfaces. Leaves behind a wafer-thin film that does not stick and does not attract dust.

400 ml		1	15 1000	

PTFE spray

a dry, clean, grease-free, highly-adhesive and durable dry lubricant. Repels dirt, dust and water. Resistant to corrosive chemicals and oils. Temperature-resistant from −180 °C to +250 °C.

400 ml		1	15 1002	

Silicone spray

An ideal lubricating, protecting, maintenance and release agent. Facilitates the drawing in of cables, protects electrical contacts from moisture, protects rubber, plastic and metal parts. Only handle when in a de-energised state.

400 ml		1	15 1004	

Rust remover and contact spray

Corrosion protection, cleaning, lubrication, water displacement and conservation in a single product. Removes rust, displaces water from ignition contacts and electrical lines, provides sustainable protection against corrosion and greases sliding surfaces, with good creeping properties. Prevents creep currents, sparks and short circuits.

400 ml		1	15 1040	

Design	Size mm	PU	Article no.		

Freeze spray

For thermal troubleshooting and the quickest functional testing of electrical components, thermostats, ignition– and control units, for the cooling of motor parts and heat-sensitive components (e.g. in order to prevent overheating during soldering) cools locally to –45°C, suitable for all materials (excluding plastics), highly flammable.

400 ml		1	15 1090		

Compressed air spray

Removes dust and loose contamination without residue, thus enabling a dry, contact-free cleaning, even in inaccessible corners and on sensitive surfaces when dealing with electronic devices, magnetic heads, cameras, clockwork mechanisms, model-making equipment, metrology, etc.

400 ml		1	15 1092		

All-round spray

High-performance maintenance and service product for all applications in the fields of industry, trade, household and hobby, acts as corrosion protection on metal parts, as penetrating oil (rust remover, elimination of squeaking and creaking noises), as a water displacing agent, as a lubricant and as a cleaner (including oil, grease, tar and adhesive residue), leaves behind a long-lasting adhesive film that neither smears nor sticks. Ideal application in the field of electrical engineering and electronics as an anti-condensation agent on circuit boards, as a contact spray on generators and solenoid switches.

	400 ml	1	15 1120		
	50 ml	1	15 1122		

Smoke detector test spray

Special testing gas for the quick and reliable functional testing of photoelectric (optoelectronic) smoke detectors without complex testing equipment. Tin content sufficient for approx. 150 smoke detector tests.

	250 ml	1	15 1126		

Product video
Smoke detector
test spray

Adhesives

Assembly adhesive

For the quick, universal bonding of metals, various plastics, concrete, marble, natural and artificial stone, ceramics, enamel, plaster as well as MDF board, wooden board, chipboard, fibreboard and plasterboard. Thanks to its firm consistency, it is possible to bond cable ducts in areas where drilling is not possible (e.g. on walls and ceilings) without any problems whatsoever. The assembly adhesive is silicone and solvent free and can be coated / painted over ("wet on wet").

white	310 ml	1	15 1154		
grey	310 ml	1	15 1156		

Epoxy minute adhesive

Transparent 2-component adhesive with extremely strong adhesion, elastic as well as impact/tension/shock resistant, for all materials.

	24 g	1	15 1210		

Fast metal minute adhesive

Steel-filled 2-component epoxy minute adhesive, high impact and tensile strength, temperature resistant from –60°C to +145°C.

	24 g	1	15 1215		

CIMLOCK screw lock

Premium adhesive and sealant for the securing, fastening and sealing of screws, studs, joint and surface connections. Hardening takes place following metal contact with the air.
Medium strength, for gap bridging 0.05 mm to max. 0.25 mm.

	10 ml	1	15 1224		

Universal instant adhesive

Solvent-free and cold-setting cyanoacrylate adhesive that hardens under pressure.

	20 g	1	15 1200		

Silicone

1 component adhesive and sealant, bonds to the majority of substrates, such as aluminium, steel, glass, glass fabric, ceramic, plastic, wood and many other materials.

Design	Size mm	PU	Article no.
transparent	310 ml	1	15 1260
white	310 ml	1	15 1262
grey	310 ml	1	15 1264

Metal sprays

Zinc spray

Durable, quick-drying cathodic corrosion protection with long-term effect for all metal surfaces, resistant to salt, water and heat up to approx. 500 °C, suitable for the improvement of damaged zinc coatings.

	400 ml	1	15 1100
light	400 ml	1	15 1102

Aluminium spray

99.5% pure aluminium, long-term heat resistant protection up to +800 °C, bonds to almost all materials such as steel, nonferrous metal, wood, cardboard, plastic, ceramic, etc. resistant to the effects of weathering.

	400 ml	1	15 1110

Stainless steel spray

Corrosion-resistant and effective surface coating, bonds securely to all metals, glass, wood, stone, cardboard and the majority of plastics.

	400 ml	1	15 1114

WET.PROTECT

Protects against wet and moisture-related short circuits, failure and corrosion, infiltrates the moisture and subsequently forms a durable protective film, maintains conductivity and increases the service life of the treated parts, can be used as a preventive measure or directly following the effects of moisture as a means of repair. Only handle when in a de-energised state.

For use in industry, trade and private household

e.basic	50 ml	1	15 1140
e.basic	200 ml	1	15 1142

For use on motorbikes, trikes and mopeds

e.motorbike	50 ml	1	15 1144

For use on boats and yachts in saltwater environments

e.nautic	50 ml	1	15 1146
e.nautic	200 ml	1	15 1147

For use on passenger cars and heavy goods vehicles

e.car	50 ml	1	15 1148

Note: Due to the limited shelf-life, it is not possible to return the spray and cleaner cans!

Cartridge gun

For all standard cartridges (e.g. silicone), open skeleton structure, soft delivery stroke, extremely long service life, with pressure release and spray nozzle opener

		1	15 1270

Hot glue gun set

Electronic temperature control, mechanical feed device for glue sticks, approx. melting temperature 120 °C, approx. heating time 7 min., output 25 W, for 11 mm ø glue sticks. Supplied in a practical plastic case complete with 6 glue sticks.

set		1	18 1400
25 glue sticks	Length 200 mm	1	18 1401

Design	Size mm	PU	Article no.		

Plaster and assembly cement

Supply to wholesale trade in Germany only in full packaging units (= 1 pallet per article) and from a minimum total delivery amount of 5 t per shipment!

Building and electrician plaster

For the insertion of sockets, filling of holes, for improvement and installation work, dowelling, smoothing and fixing indoors. Specially designed for building and electrical work. Also ideally suitable for forming and model-making work. Approx. processing time of 15 to 20 minutes, approx. mixing ratio of 8 l water / 10 kg, approx. storage time of 6 months.

		PU = 1 pallet		
in paper sack	25 kg	24 Sacks	14 0330	
	10 kg	60 Sacks	14 0332	
	5 kg	120 Sacks	14 0334	
in plastic bucket	10 kg	44 buckets	14 0335	

Fixing plaster

For fixing drywall, gypsum fibre and composite plasterboard boards on stable and absorbent substrates. Pre-treat smooth concrete surfaces with Betokontakt and highly absorbent substrates with primer or absorbent barrier. The processing guidelines provided by the building board manufacturer must be observed. Also suitable for the fixing indoor plaster profiles. Approx. processing time of 50 minutes, approx. material consumption of 5 kg / m^2, approx. storage time of 6 months.

		PU = 1 pallet		
in paper sack	25 kg	40 Sacks	14 0338	

RED-WHITE bonding plaster

Single-layer indoor plaster complete with adhesive additives and high yield for manual processing on all common plaster substrates as well as on rough or smooth concrete surfaces indoors including domestic kitchens and bathrooms. A pre-treatment with Betokontakt is essential when dealing with smooth substrates. Smoothened, felted or can be freely processed. Processing time approx. 100 minutes (depending on processing conditions), recommended plaster thickness 8 mm, material consumption approx. 5 m^2 / 25 kg sack with 8 mm plaster thickness, approx. storage time of 6 months.

		PU = 1 pallet		
in paper sack	25 kg	40 Sacks	14 0342	

Assembly cement MZ 1

Quick-hardening cement for attachments, installations and repairs. For the dowelling and fixing of consoles, railings, wall hooks, doors, gates, frames, switch boxes and much more. For the sealing of water penetrations in concrete, masonry and pipes. For the improvement of stair steps, screeds, concrete and plaster.
Approx. processing time of 5 - 7 minutes, approx. mixing ratio of 0.15 - 0.2 l water / 1 kg powder, approx. storage time of 12 months.

		PU = 1 pallet		
in plastic bucket	7 kg	80 buckets	14 0346	
	15 kg	44 buckets	14 0348	

WORKSHOP AND BUSINESS EQUIPMENT, CONSTRUCTION SITE SPOTLIGHTS AND LAMPS

The ideal companion for every mobile application, even outdoors. Thanks to large lithium-ion rechargeable batteries, the cordless LED construction site spotlights provide continuous light for up to five hours.

The cable drum with patented cable guide is equipped with 3 professional shockproof sockets. The sockets are securely closed with spring hinged covers.

The insulating effect of the plastic ladders up to 100,000 Volt is regularly tested and confirmed by independent testing institutes.

The reliable and robust high-performance torches excel due to the extremely bright XENON bulbs, which ensure an optimal light yield.

A wide floor beam provides additional stability and a steady hold, especially when it comes to large conductors.

	Design	Weight	PU	Article no.

Plastic ladders

Conductors with tested and extremely ageing-resistant fibre glass bars with an insulating effect, designed especially for professional users who work in close proximity to cables, connections or other live systems. Light and handy thanks to the special design of the GRP bars (hollow / C-profile) as well as aluminium rungs / steps, rungs and steps durably crimped twofold with the bars, rung distance 280 mm, load-bearing capacity 150 kg, anti-slip stability thanks to rubber ladder feet, including comprehensive operating, assembly and safety instructions.
Conductors conform to European Standard EN 131 and electrical tests according to DIN 53 481, 53 482 and 53 483 performed by independent testing institute C.E.S.I., 5-year durability warranty.

3 piece rung step ladder and extension ladder

Insulating conductor up to 100,000 V. Combined three-piece rung ladder that can be used as a step ladder as well as an extension ladder (leaning ladder). When used as a step ladder, the third upper section of the ladder serves only as a safety bridge. Optimal stability thanks to the floor beam, height of the extension ladder can be adjusted from rung to rung by hand, 2 wall rollers on the upper end of the ladder, aluminium locking and opening mechanism, high-strength tension straps against the unintentional opening of the step ladder, hollow GRP bars in H-shape (90 x 32 mm or 70 x 32 with 8 rungs), aluminium rungs with a width of 27 mm and a length of 425 mm, outer width 480 mm.

Number of rungs	Step ladder height (m)	Extension ladder height (max.)	Weight kg		
3 x 8	2.30	5.75	27	1	14 6208
3 x 10	2.90	7.45	32	1	14 6210
3 x 12	3.40	8.60	38	1	14 6212
3 x 14	4.00	10.25	43	1	14 6214

Step ladder

Insulating conductor up to 100,000 V. 80 mm wide aluminium steps grooved on both sides for safe and comfortable standing, especially when undertaking lengthy work, aluminium connecting joints, stable and collapsible metal struts on both sides preventing the unintentional opening of the step ladder, GRP bars in C-profile (82 x 30 mm), outer conductor width 480 mm.

Number of steps	Height (m)	Weight kg		
2 x 6	1.50	7.5	1	14 6506
2 x 8	2.00	10.5	1	14 6508
2 x 10	2.50	13.5	1	14 6510
2 x 12	3.00	21.6	1	14 6512

Aluminium folding ladder

according to European Standard EN 131
In aluminium rectangular tube design 50 x 25 mm, with aluminium platform 300 x 260 mm, narrow design measuring only 140 mm (when folded up). Hooks and tool tray for the safe storage of objects.
Two aluminium hinges protect against unintentional opening, two nylon retainers act as an opening restrictor.
The step distance measures 25 cm, complete with anti-slip plastic feet, max. load-bearing capacity 150 kg.

Number of steps	Height (m)	Weight kg		
7	2.19	7.8	1	14 6742
8	2.42	8.6	1	14 6744

Design	Size/Weight	PU	Article no.

Aluminium conductors

Height-adjustable aluminium telescopic ladder

Versatile 3-in-1 aluminium rung ladder that can be used as a leaning ladder, an extension ladder as well as a step ladder. Both sides of the ladder can be extended from rung to rung separately from one another, as a result, this ladder can also be used on inclined surfaces as well as on stairs. Light, handy, easy to use and is professionally equipped and finished: maximum load-bearing capacity for 6 to 9 rungs: 150 kg, for 10 and 12 rungs: 120 kg, optimum stability thanks to rubber feet, strong automatic aluminium joints, absolutely secure and convenient locking of the conductor thanks to 4 locking elements complete with spring bolts, snap-in hooks and covers manufactured from unbreakable plastic, with practical plastic tool holder measuring 310 x 260 mm, continuously grooved, crimped aluminium rungs, rung width of 27 mm, rung distance of 280 mm, according to DIN EN 131.

Number of steps	Height min. (m)	Step ladder height (m)	Height max. (m)	Weight kg		
2 x 6	0.97	1.46	3.00	8.5	1	14 6706
2 x 7	1.25	1.71	3.55	9.6	1	14 6707
2 x 8	1.25	1.96	4.10	11.0	1	14 6708
2 x 10	1.53	2.51	5.22	13.0	1	14 6710
2 x 12	1.81	3.10	6.35	15.0	1	14 6712

Aluminium telescopic ladder X-TEND

From 0.8 to 3.8 metres in a few seconds. X-TEND is an innovative telescopic ladder complying with European Standard EN 131 for professional use in the fields of trade and industry. By simply pulling out the ladder bars from rung to rung, the height of the ladder can be varied as desired and can be fixed in the desired position by means of the self-locking safety buttons. After use, the conductor retracts automatically by pressing the locking buttons. Extremely compact in the transport state (only 80 cm high), can be extended to a maximum height of 3.80 metres. Manufactured from abrasion-resistant anodised aluminium. 13 rungs with a width of 40 mm and an anti-slip profile for comfortable and safe working, rung distance of 30 cm, lower ladder beam diameter of 8 cm, 49 cm wide floor beam complete with anti-slip plastic feet, max. load-bearing capacity of 150 kg, weight only 11.5 kg.

	800 mm	1	14 6720

Aluminium telescopic ladder X-TEND PLUS

The further development of the X-TEND telescopic ladder sets new standards for the user. Manufactured according to European Standard EN 131. Can be used as a leaning ladder with a height of 2 metres and as a step ladder with a height of 1.70 metres. The two last rungs (0.60 metres) additionally serve as a safety function for leaning or securing. Also ideal for use on stairs. Thanks to the telescopic function, the conductor can be stored in the most confined of spaces and increases carrying comfort. 5 rungs with a width of 40 mm and an anti-slip profile for comfortable and safe working, rung distance of 30 cm, max. load-bearing capacity of 150 kg, weight only 19.3 kg.

	750 mm	1	14 6722

Folding working platform

Manufactured from lightweight metal. Can be folded in one movement, stable aluminium rectangular pipe beams, upper standing area (platform) manufactured from grooved aluminium plate, wide platform (300 x 400 mm) and 80 mm wide grooved steps for maximum step safety, anti-slip PVC ladder feet, doubly secured against unintentional folding by snap-in platform and safety struts, load-bearing capacity of 150 kg, step distance of 250 mm, ladder width when folded together only 150 mm, complies with European Standard EN 131.

Number of steps	Height (m)	Width (m)	Weight kg		
3	0.69	0.54	4.6	1	14 6800

Conductor accessories

Safety equipment for masts

Device to protect against the unintentional slipping of leaning ladders on masts (lighting posts and power posts, flag poles, trees and similar objects), universal fastening onto all rung ladders, with 2 plastic sliding surfaces and strong safety chain. Max. diameter 280 mm

		1	14 6810

Cable drum

With double tube frame (powder-coated), with patented cable guidance and 3 professional shockproof sockets 230 V 16A 3-pin with spring hinged covers and thermo switches, drum body made from special material with properties similar to hard rubber and ventilation slits for improved heat dissipation.
H07RN-F 3G1.5 supply line, IP 44 protection class.

Design	Size	PU	Article no.
25 m	285 x 370 x 220	1	14 6900
40 m	285 x 370 x 220	1	14 6902

Cable drum

With double tube frame (powder-coated), with patented cable guidance and 2 sockets 230 V 16A 3-pin and 1 CEE-socket 400 V 16A 5-pin with spring hinged covers and thermo switches, drum body made from special material with properties similar to hard rubber and ventilation slits for improved heat dissipation.
H07RN-F 5G1.5 supply line, IP 44 protection class.

25 m	285 x 370 x 220	1	14 6904

Hand cleaner

With biodegradable abrasive agent (walnut shell flour), good cleaning power when dealing with medium soiling caused by oils, greases, carbon black, graphite, metal dusts, lubricants for example, good skin tolerance, solvent and soap-free, scented.

Tube	250 ml	1	15 1626
Soft bottle dispenser	2000 ml	1	15 1624

Hand cleaner dispenser

For holding the 2-litre hand cleaner soft bottles, in proven quality and function, simple handling and filling, also suitable for use in shower rooms, impact-resistant plastic housing for wall mounting, with drip-proof dosage mechanism.

white	135 x 135 x 320 mm	1	15 1630

Moist cleaning wipes

Ideal if areas need to be cleaned with only a small amount of liquid in order to prevent danger from occurring to sensitive technology, for hands, tools and machines, removes greases, lubricants, adhesives, oil, tar, asphalt, ink, carbon, graphite and similar soiling, moist viscous cloths with textile characteristic, soaked in a liquid detergent, quick-drying without residue, particularly skin-friendly, pleasant fresh fragrance, supplied in a handy, re-sealable dispenser bucket with 72 wipes.

	250 x 250 mm	1 bucket	14 5018

Skin care cream

Fast-absorbing cream for the hands and face, especially for the care of skin stressed by work and the environment, suitable for all skin types, moderately greasy, silicone-free, unscented.

Tube	100 ml	1	15 1628

Pickaxe

according to DIN 20 109, with oval eye, painted black, with wooden handle

3 kg		1	13 1424

Sand shovel (Frankfurt shape)

according to DIN 20 121, round-pointed shape, oil-hardened, with handle sleeve, with beech handle

	300 x 270 mm	1	13 1428

Sand shovel (Holstein shape)

according to DIN 20 120, square shape, oil-hardened, with handle sleeve, painted, with beech handle

	250 x 270 mm	1	13 1430

Design	Size	PU	Article no.		

Construction bucket

With litre scale, manufactured from premium polyethylene regenerate mixture, recyclable, reinforced bottom, galvanised 5 mm handle.

black	12 litres	1	13 1435	

Street broom

For coarse and stuck dirt - including moist dirt - on streets and factory surfaces, particularly durable plastic fibres (Elaston), flat wood with handle hole, supplied without handle.

red	400 mm	1	14 3024	
including wooden handle	1.4 m	1	14 3028	

Hall broom

For light and dusty dirt on dry floors, maximum quality made from real horsehair, saddle wood with handle hole, supplied without handle.

black	600 mm	1	14 3026	
including wooden handle	1.4 m	1	14 3028	

Hand brush

Best quality made from horsehair, with black bristles, made from wood

	300 mm	1	14 3030	

Dustpan

Robust design manufactured from painted metal.

		1	14 3032	

All-purpose waste bag

Approx. content of 120 L, made from recyclable polyethylene regenerate film (PE-LD), problem-free incineration at landfill sites thanks to its groundwater-neutral behaviour and no release of harmful gases or substances, film thickness of 80 µm, particularly stable and tear-proof, water-proof, 25 bags per roll.

blue	700 x 1100 mm	1 roll	14 5001	

Cover sheets

Clear-transparent, made from recyclable polyethylene regenerate film, dimensions 4 m x 5 m = 20 m²

made from PE-HD	Film thickness 10 µm	1	14 5004	
made from PE-LD	Film thickness 15 µm	1	14 5006	

Workshop trolley towel roll

NEW

White, 2-layer, individually packed, with feeder and carrying handle, wet strength, absorbent, low linting tear off 500 each 19.5 cm

Dimensions 97.5 m x 21.7 cm		1	14 5020	

Workshop towel roll

NEW

Blue, 3-layer, individually packed, high-volume and very absorptive, wet strength, absorbent, low linting tear off 500 each 36 cm



Dimensions 190 m x 36 cm		1	14 5022	

Floor stand with waste bag holder

NEW

Cleaning cloth roll holder for workshop towel rolls up to 42 cm roll width.

		1	14 5024	

	Design	Size	PU	Article no.	

Non-slip non-woven cover

Absorbent, non-woven material coated with non-slip PE membrane for the protection of sensitive surfaces and smooth marble, wood (parquet, boards), plastic, laminate, carpet and similar types of floors, prevents the seeping through of paints, dilutions, oil, adhesives, plaster, etc., easy to cut to size and lay, re-usable.

	1 m x 25 m	1 roll	14 5007	

Standard non-woven cover

Absorbent non-woven cotton 180 g/m² 1 m x 25 m, non-woven material coated with PE non-slip membrane for the protection of sensitive surfaces and smooth floors, easy to cut to size and lay, re-usable.

	1 m x 25 m	1 roll	14 5010	

Overshoes

Ideal for all areas of application, for the prevention of dirt and damage caused by fitters / work shoes, permeable to air and water vapour, anti-static, abrasion-resistant, lint-free, colour: white

flat		1	14 0235	
flat with outsole		1	14 0236	

Unsterile, can be worn on both feet, rectangular shape, elasticated opening, hammered PE film (anti-slip effect), free from formaldehyde and chlorine, colour: blue

flat		100	14 0229	

Overall white/orange

Disposable overall with pleasant light wearing comfort, protects against liquid mist, minor liquid splashes and airborne solid particles, good visibility due to clearly contrasting orange seams, with zip, hood, arms and legs are closed with an elastic band, complies with Cat. III / Type 4B+5B +6B, antistatic, virus protection test according to EU Standard 14126

L		1	14 5026	
XL		1	14 5028	
XXL		1	14 5030	

Overall white

Disposable overall with pleasant light wearing comfort, protects against liquid mist, minor liquid splashes and airborne solid particles, with zip, elastic inserts on hood, waist, wrists and ankles, CE-certified. Type 5B+6B, Cat. III, EN14126 antistatic and breathable, lint-free and abrasion proof.

L		1	14 5032	
XL		1	14 5034	
XXL		1	14 5036	

Bump cap - FIRSTBASE

according to EN 812

Removable ABS plastic shells as bump and head protection minimise the impact of unintended head bumps. Made of microfibre (40° machine washable), head size can be adjusted individually, high wearing comfort, weight: 200 g.

Design with normal visor (length: 70 mm)

Navy blue		1	14 0190	
Royal blue		1	14 0192	
Black		1	14 0194	
Grey		1	14 0196	

Design with shortened visor (length: 50 mm)

Navy blue		1	14 0191	
Royal blue		1	14 0193	
Black		1	14 0195	
Grey		1	14 0197	

Design	Size mm	PU	Article no.

Professional torches UNDERWATER KINETICS

Very reliable and robust high-performance torches, with extremely bright XENON bulbs in a pre-focused quality reflector for optimal light yield, with rotating front switch, tested according to the most recent EC directive, ATEX 100a Eex, and approved for use in potentially explosive areas of zones 1 and 2, light and non-slip ABS housing, 100% dust- and water-tight, corrosion-resistant, not electrically conductive.
Additional technical data:

Length x diameter	Weight including batteries	Burning duration	Output / Range	
120 mm x 17 mm	38 g	2 to 3 h	1 Watt / 50 m	11 1510
120 mm x 17 mm	38 g	2 to 3 h	1 Watt / 50 m	11 1513
157 mm x 40 mm	148 g	4 to 5 h	2 Watt / 120 m	11 1515
218 mm x 50 mm	360 g	4 to 6 h	3 Watt / 140 m	11 1518

batteries included

MINI inspection light, black	1	11 1510
MINI inspection light, yellow	1	11 1513
Flexible fibre optic attachment for extremely precise work	1	11 1512
MIDI torch and helmet light, neon yellow, with additional rear switch	1	11 1515
Special helmet mounting kit, universal	1	11 1516

Headlamp UK 3AAA LED Vizion

Insert can be removed and used individually. Via a rotating filter, the light can be used in three different modes: focused, diffuse and red. The duration of the light, at 150 hours, is exceptionally long. The large switch can be perfectly operated even with thick gloves. The continuously adjustable headband is very soft and can be set for a precise fit. The angle of the lamp can be cleanly adjusted via a large button.
Additional technical data: 100% dust and water tight,
output: 1 Watt, weight 110 g, including batteries

black	74 x 37 x 46 mm	1	11 1525

MIDI-LED torch and helmet light

Greater light output due to an improved high-performance LED and improved explosion protection class (II 2G EX e ib IIC T4/II 2D Ex ib 21 T 98°C) confirm the torch's claim to be the standard in its output class. With rotating front switch and rear switch. Additional technical data: output: 3 watts, light intensity: 80 lumens, light duration: 10.5 h, weight: 159 g, batteries included

Neon yellow	172 x 40 x 37 mm	1	11 1517
Special helmet mounting kit, universal		1	11 1516

Mini LED lamp

with holding clip and magnet. Patented mini torch for bright, point illumination, pivots in all directions, with three attachment or standing options:
- Foot for standing on horizontal surfaces
- Magnetic foot for attaching to metal objects
- Spring clip for attaching to clothing, helmet, visor, metal sheets, tool bags, etc.

Long light duration thanks to LED technology, delivery includes 3 LR44 button cell batteries.

		1	11 1506

LED pocket torches

High-quality LEDs with point illumination, 1 (to 1.2) watt output, very robust housing made of solid aluminium, splash protected (protection class IP 67), can be expanded with extensive accessories, maximum light yield with low heat development at the same time, rechargeable battery operation for long light duration and service life. Rotate to turn on and off. With all functions described above, but with an additional rotating function for focusing the light, IP 64, with soft grip, battery operated.

Housing ø 28 mm	165	1	11 1534

	Design	Size mm	PU	Article no.	

LED inspection lamps

High-quality LEDs with selective spotlighting, 1 watt output, very robust housing made of solid aluminium, splash protected (protection class IP 67), can be expanded with extensive accessories, maximum light yield with low heat development at the same time, battery operation for long light duration and service life. Rotate to turn on and off. Design with black rubber shaft, 1 x mirror ø 30 mm, 1 x mirror 65 x 43 mm, magnetic head, battery operated.

Handle ø 22 mm, head ø 15 mm	Total length 630 mm	1	11 1540	

LED workshop lamps

High-quality LEDs with patented focusing system for adjustable radiation angle, 6 watt output, very robust housing made of solid aluminium, splash-proof (protection class IP 64), can be expanded with extensive accessories, maximum light yield with low heat development at the same time, mains operation for long light duration and service life. With black rubber flex shaft, magnetic base, power supply plug.

Head ø 64 mm	Flex length 500 mm	1	11 1562	

LED work lamp

Ideal for use in the home, workshop, garage, construction site, camping, boat etc.
This innovative LED work lamp replaces the common neon tube lights thanks to numerous advantages.
With 60 (tube light) plus 9 (torch light) white LEDs, the lamp wins acclaim due to its high yield of bright, e ven and focused light, simple operation with just one push button switch, unlimited freedom of movement thanks to cordless operation with integrated rechargeable battery (7.2 V NiMH), can be charged with 230 Volt/50 Hz battery charger and 12-volt cigarette lighter (charging time approx. 1.5 hours), very low power consumption for a long light duration (approx. 5 to 8 hours, depending on mode), shock-resistant, oil, splash and dust-proof housing (IP 54) made of polycarbonate with a non-slip rubber handle, handy and light: length 410 mm, ø 41 mm, weight 470 g.

LED work lamp		1	11 1522	

LED PEN lamp

Can be switched from surface illumination to point illumination (torch), wide area illumination in pocket format, housing made from ABS material, rechargeable Li-Ion battery, with attachment clip for shirt pocket and/or trouser pockets, 2 magnets ensure secure hold to metallic objects, including USB charging cable.

	180 x 20 x 35 mm	1	11 1524	

LED construction site spotlight 10 W

For every mobile application, also outdoors (protection class: IP 65) due to large lithium ion batteries (7.4 V/ 2,260 mAh). Battery operating time: 4 hours, battery charging time: 3 hours, luminous flux: 700 Lumen, luminous colour: 5,500 – 6,000 K, radiation angle: 120°. State-of-the-art LED technology enables precise illumination in a horizontal and vertical orientation, overcharge and discharge protection, solid die cast aluminium housing, toughened glass.

10 W	148 x 167 x 240 mm	1	11 1580	

LED construction site spotlight 20 W

For every mobile application, also outdoors (protection class: IP 65) due to large lithium ion batteries (7.4 V/6,600 mAh). Battery operating time: 5 hours, battery charging time: 5 hours, luminous flux: 1,300 Lumen, luminous colour: 5,500 K – 6,000 K, radiation angle: 120°. State-of-the-art LED technology enables precise illumination in a horizontal and vertical orientation, overcharge and discharge protection, solid die cast aluminium housing, toughened glass.

20 W	215 x 185 x 268 mm	1	11 1586	

Design	Size mm	PU	Article no.		

LED construction site spotlight 30 W

For every mobile application, also outdoors (protection class: IP 65) due to large lithium-ion batteries (14.8 V/6,600 mAh). Battery operating time: 3 hours, battery charging time: 5 hours, luminous flux: 2,000 Lumen, luminous colour: 5,500 K – 6,000 K, radiation angle: 120°. State-of-the-art LED technology enables precise illumination in a horizontal and vertical orientation, overcharge and discharge protection, solid die cast aluminium housing, toughened glass.

30 W	225 x 184 x 305 mm	1	11 1588	

LED construction site spotlight 50 W

For every mobile application, also outdoors (protection class: IP 65) due to large lithium-ion batteries (14.8 V/6,600 mAh). Battery operating time: 3 hours, battery charging time: 5 hours, luminous flux: 2,600 Lumen, luminous colour: 5,500 K – 6,000 K, radiation angle: 120°. State-of-the-art LED technology enables precise illumination in a horizontal and vertical orientation, overcharge and discharge protection, solid die cast aluminium housing, toughened glass.

50 W	288 x 188 x 325 mm	1	11 1590	

LED construction site spotlight 20 W with spare rechargeable battery

For every mobile application, also outdoors (protection class: IP 65) due to large lithium ion batteries (7.4 V/6,600 mAh). Battery operating time: 3 hours, battery charging time: 5 hours, luminous flux: 1,300 Lumen, luminous colour: 5,500 K – 6,000 K, radiation angle: 120°. Including spare rechargeable battery, CIMCO article no. 11 1593. Special feature: the USB port with lockable cover can be used to charge mobile devices such as smartphones or tablets. State-of-the-art LED technology enables precise illumination in a horizontal and vertical orientation, overcharge and discharge protection, solid die cast aluminium housing, toughened glass.

20 W	182 x 170 x 256 mm	1	11 1592	

Spare rechargeable battery for 11 1592

with USB port for use as a power bank. Lithium-ion batteries (7.4 V/6,600 mAh), suitable for LED construction site spotlight CIMCO article no. 11 1592.

		1	11 1593	

0.5-6mm²
cimco
Diamant
10 1945
-16mm²

CRIMPING TOOLS

FLEXI-CRIMP PRO front crimping pliers: Square crimping, ideal fit for the terminal technology.

High-precision crimp profile avoids deadlocking of crimped ferrules.

Large scope of application from 0.5 to 16 mm². The cross section is set in a flash thanks to the switch lever.

So that with the crimping of wire end ferrules, the technical requirements are fulfilled!



The innovative spring system promises consistent crimping quality with proven, extended tool durability.

	Design	Size mm	PU	Article no.

Crimping pliers with interchangeable crimping profile inserts, fixed by a catch holder in the tool body, thus offering profile change in seconds without the aid of any other tools. Two further crimping profiles not currently in use are held captive in the two integral magazine holders of the legs of the pliers. Tool body is made of strong, specially tempered, hardened sheet steel, with leverage transfer for reduced use of manual force, adjustable ratchet mechanism with automatic release for standard-compliant crimping pressure, ergonomic 2-component handle sleeves, completely equipped with hardened precision crimping profile inserts. Weight including 3 crimping profile inserts, only 690 g.

Product video click 'n' crimp

click 'n' crimp sets

click 'n' crimp is available in standard sets, consisting of the crimping pliers body and the three most frequently used crimping profile inserts for a particular application:

click 'n' crimp ELECTRICAL ENGINEERING
with crimping profile inserts CIMCO article no. 10 6010 (for insulated cable lugs from 0.5 mm² to 6 mm²), CIMCO article no. 10 6011 (for non-insulated cable lugs 0.5 mm² to 10 mm²) and CIMCO article no. 10 6012 (for wire end ferrules from 0.5 mm² to 10 mm²)

			1	10 6000

click 'n' crimp AUTOMOTIVE
with crimping profile inserts CIMCO article no. 10 6010 (for insulated cable lugs from 0.5 mm² to 6 mm²), CIMCO article no. 10 6011 (for non-insulated cable lugs 0.5 mm² to 10 mm²) and CIMCO article no. 10 6013 (for blade receptacles and blade terminals with open crimping ears from 0.5 mm² to 6 mm²)

			1	10 6002

click 'n' crimp DATA NETWORK TECHNOLOGY
with crimping profile inserts CIMCO article no. 10 6015 (for BNC/TNC coaxial plug connectors), CIMCO article no. 10 6017 (for unshielded 8-pole modular plugs) and CIMCO article no. 10 6019 (for shielded 8-pole modular plugs, CIMCO design and similar)

			1	10 6009

click 'n' crimp SOLAR TECHNOLOGY
with crimping profile inserts CIMCO article no. 10 6010 (for insulated cable lugs from 0.5 mm² to 6 mm²), CIMCO article no. 10 6027 (for solar plug connectors type MC 3 from 2.5 mm² to 6 mm²) and CIMCO article no. 10 6028 (for solar plug connectors type MC 4 from 2.5 mm² to 6 mm²)

			1	10 6052

click''n' crimp crimping profile inserts

click 'n' crimp can be assembled according to the user's individual requirements:
click 'n' crimp crimping pliers bodies without crimping profile inserts

			1	10 6005

click 'n' crimp crimping profile inserts (in pairs, consisting of upper and lower profile jaw) for insulated cable lugs red – blue – yellow from 0.5 mm² to 6 mm² resp. AWG 22 to AWG 10, oval crimp (W)

	IS		1 Pair	10 6010

for non-insulated cable lugs from 0.5 mm² to 10 mm² or AWG 22 to AWG 8, indent crimp (N)

	Q	R	1 Pair	10 6011

for insulated and non-insulated wire end ferrules from 0.5 mm² to 10 mm² respectively AWG 22 to AWG 8, trapezoid crimp (B)

	ZAE	AE	1 Pair	10 6012

for insulated and non-insulated wire end ferrules from 16 mm² to 35 mm² respectively AWG 5 to AWG 2, trapezoid-indent crimp (D2), optimised crimp shape; particularly suitable for thinned-out, finely-stranded conductors according to IEC 228

	ZAE	AE	1 Pair	10 6014

for insulated and non-insulated wire end ferrules 25 mm² and 50 mm², trapezoid-indent crimp (D1), optimised crimp shape; particularly suitable for thinned-out, finely-stranded conductors according to IEC 228

	ZAE	AE	1 Pair	10 6071

Design	Size mm	PU	Article no.
for non-insulated blade terminals and blade receptacles with open crimping ears from 0.5 mm² to 6 mm² resp. AWG 22 to AWG 10, roll crimp (C)			
	FL	1 Pair	10 6013
for BNC/TNC coaxial plug connectors RG 58, RG 59, RG 62 AU, RG 174, hexagonal crimping (A) (crimping dimensions: 1.73 mm / 0.068" – 4.75 mm / 0.187" – 5.41 mm / 0.213" – 6.48 mm / 0.255")			
		1 Pair	10 6015
for unshielded 6-pin modular plugs (Western plugs) RJ 11 (6P4C) and RJ 12 (6P6C), SS design, AMP (M4)			
		1 Pair	10 6016
for unshielded 8-pin modular plugs (Western plugs) RJ 45 (8P8C), SS design, AMP (M5)			
		1 Pair	10 6017
for shielded 8-pin modular plugs (Western plugs) RJ 45 (8P8C) CAT 5 etc., CIMCO design (M2)			
		1 Pair	10 6019
for shielded 8-pin modular plugs (Western plugs) RJ 45 (8P8C) CAT 5 etc., HIROSE TM 11/21 design (M1)			
		1 Pair	10 6018
for solar plug connectors type MC 3 from 2.5 mm² to 6 mm² (C3)			
		1 Pair	10 6027
for solar plug connectors type MC 4 from 2.5 mm² to 6 mm² (C4)			
		1 Pair	10 6028

One-hand system crimping pliers

Compound leverage crimping pliers with ratchet mechanism and pressure point release, with a variety of interchangeable crimping profile inserts fixed by two fastening screws. The ergonomically shaped crimping pliers are easy and convenient to use. The lever action of the handle triggers the integrated automatic ratchet mechanism. Adjustable automatic release guarantees optimum crimping results. All inserts are made of carbon tool steel. The 17 different profiles are suitable for almost all kinds of cable connector crimping.

PROFI-CRIMP tool body		1	10 6112

Crimping profile inserts for:
insulated cable lugs according to DIN: 0.5 to 1 (red), 1.5 to 2.5 (blue), 4 to 6 mm² (yellow), AWG: 18/20 - 14/16 - 10/12, with oval crimp

Crimping pliers complete with insert	230	1	10 6144
Crimping profile inserts loose asymmetric, standard crimping	IS	1 Pair	10 2008
Crimping pliers complete with insert		1	10 1916
Crimping profile inserts loose symmetric, oval crimp	IS	1 Pair	10 2004

non-insulated cable lugs according to DIN: 1.5 to 10 mm², AWG: 20 to 8

Crimping pliers complete with insert	230	1	10 6134
Crimping profile inserts loose, indent crimp	Q R	1 Pair	10 2003

non-insulated plug connectors with open crimping ears according to DIN: 0.5 to 1, 1.5 to 2.5, 4 to 6 mm², AWG: 18/20 - 14/16 - 10/12

Crimping pliers complete with insert	230	1	10 6136
Crimping profile inserts loose, roll crimp	FL	1 Pair	10 2002

insulated plug connectors with open crimping ears with lateral conductor connection: 0.5 to 1, 1.5 to 2.5 AWG: 18/22 - 14/16

Crimping pliers complete with insert	220	1	10 6128
Crimping profile inserts loose, roll crimp		1 Pair	10 2016

NEW

non-insulated plug connectors with open crimping ears with lateral conductor connection: 0.5 to 1, 1.5 to 2.5 AWG: 18/22 - 14/16

Crimping pliers complete with insert	220	1	10 6130
Crimping profile inserts loose, roll crimp		1 Pair	10 2017

NEW

	Design	Size mm	PU	Article no.

insulated and non-insulated wire end ferrules according to DIN: 0.5 - 0.75 - 1.5 - 2.5 - 4 - 6 - 10 - 16 mm², AWG: 22 - 20 - 16 - 14 - 12 - 10 - 8 - 6

Crimping pliers complete with insert	230	1	10 6120
Crimping profile inserts loose, trapezoid crimp	ZAE AE	1 Pair	10 2001

insulated and non-insulated wire end ferrules according to DIN: 16 - 25 - 35 mm²
optimised crimp shape; particularly suitable for thinned-out, finely-stranded conductors according to IEC 228

Crimping pliers complete with insert	230	1	10 6140
Crimping profile inserts loose, trapezoid crimp	ZAE AE	1 Pair	10 2006

insulated and non-insulated wire end ferrules according to DIN: 25 and 50 mm²
optimised crimp shape; particularly suitable for thinned-out, finely-stranded conductors according to IEC 228

Crimping pliers complete with insert	230	1	10 6142
Crimping profile inserts loose, trapezoid crimp	ZAE AE	1 Pair	10 2007

shielded modular plug, 8-pin, RJ 45 CAT.5 (8P8C), CIMCO design (F236Q)

Crimping pliers complete with insert	230	1	10 6201
Crimping profile inserts loose		1 Pair	10 6217

shielded modular plug, 8-pin, RJ 45 CAT.5 (8P8C), HIROSE design (2Q1)

Crimping pliers complete with insert	230	1	10 6202
Crimping profile inserts loose		1 Pair	10 6215

shielded modular plug, 8-pin, RJ 45 CAT.5/6 (8P8C), Stewart Stamping design (2S)

Crimping pliers complete with insert	230	1	10 6203
Crimping profile inserts loose		1 Pair	10 6216

BNC/TNC coaxial plug connectors RG 55, RG 58, RG 59, RG 62, RG 174, RG 8279, FO (3A4)

Crimping pliers complete with insert	230	1	10 6138
Crimping profile inserts loose, hexagonal crimping		1 Pair	10 6218

FO connector with round crimping, e.g. for SC-/AMP-SMA-/FC-/PC connectors (F1)

Crimping pliers complete with insert	230	1	10 6156
Crimping profile inserts loose, round crimp		1 Pair	10 6213

FO connectors with hexagonal crimping, e.g. for 3M-ST, AT&T-ST, AMP-SMA connectors (3F2)

Crimping pliers complete with insert	230	1	10 6158
Crimping profile inserts loose, hexagonal crimping		1 Pair	10 6214

Loose crimping profile inserts for unshielded modular plugs (Western plugs) (28P)

6-pin, RJ 11 (6P4C), RJ 12 (6P6C)		1 Pair	10 6211
8-pin, RJ 45 (8P8C)		1 Pair	10 6212

Please note our crimping pliers sets on pages 265 + 268.

Automatic crimping pliers for turned industrial plug-in contacts

Automatic crimping pliers for turned industrial plug-in contacts (e.g. Harting, ILME, Phoenix, Amphenol, Walther, HTS, Contact, Weidmüller)

2.5 mm²		1	10 6122
0.35 – 1.5 mm²		1	10 6124
0.14 - 0.5 mm²		1	10 6126

Insertion tools for LSA-Plus terminals

Solder, screw and stripping-free connection and automatic trimming of conductors with 0.5 to 0.8 mm ø (AWG 24 to 20) to insulation displacement termination in connection boxes and patch panels, professional design with pressure sensor for optimum pressing force, 2 pull-out hooks
ECONOMY model

		1	11 8017

KRONE model, pressure sensor and trimming function can be switched off

		1	11 8018

Design	Size mm	PU	Article no.		

Crimping pliers for BNC/TNC coaxial plug connectors

Ratchet mechanism with compound leverage, with adjustable locking (pressure point release), for data plug connectors for RG 58/RG 59/RG 62/RG 174,
crimp sizes: 1.72 mm (0.068") - 4.75 mm (0.187") - 5.41 mm (0.213") - 6.48 mm (0.255")

	220	1	10 6138	

ECONOMY crimping pliers for Western plugs

for unshielded modular plugs, with trimming and stripping tools, interchangeable knives

for Western plugs 4-pin RJ 10 (4P4C) and RJ 14 (4P2C)		1	10 6116	
for Western plugs 6-pin RJ 11 (6P4C) and RJ 12 (6P6C)		1	10 6117	
for Western plugs 8-pin RJ 45 (8P8C)		1	10 6118	

Crimping pliers for unshielded modular plugs (Western plugs) 4-, 6- and 8-pin

Ratchet mechanism with adjustable locking, trimming and stripping tools, 2-component handles, for RJ 10 (4P2C and 4P4C), RJ 11 (6P4C), RJ 12 (6P6C), RJ 45 (8P8C)

		1	10 6200	

Crimping pliers for shielded modular plugs, 8-pin

Ratchet mechanism with adjustable locking, conductors and shielding are crimped in a single operation, for RJ 45 CAT.5 (8P8C)

for CIMCO design connectors	220	1	10 6201	
for HIROSE design connectors	220	1	10 6202	
for STEWART STAMPING design connectors	220	1	10 6203	

Crimping pliers for FO (fibre-optic) connectors

with automatic ratchet mechanism and adjustable locking
Round crimp, crimp sizes: 1.07 mm (0.042") - 1.72 mm (0.068") - 3.38 mm (0.133") - 4.11 mm (0.162") - 4.95 mm (0.195"), e.g. for SC-/AMP-SMA-/FC-/PC connectors

		1	10 6156	

Hexagonal crimping, crimp sizes: 1.07 mm (0.042") - 1.72 mm (0.068") - 3.84 mm (0.151") - 4.52 mm (0.178") - 5.41 mm (0.213"), e.g. for 3M-ST/AT&T ST/SMA connectors

		1	10 6158	

Crimping pliers set DATA TECHNOLOGY/TELECOMMUNICATIONS

Crimping pliers with 7 interchangeable crimping profile inserts for almost all copper- and fibreglass-based cabling, neatly arranged in a handy, impact-resistant plastic case. Contents:

Crimping tool body with automatic ratchet mechanism and adjustable locking device

One crimping profile insert each for:

- unshielded modular plugs (Western plugs) 8-pin RJ 45 (8P8C), (CIMCO article no. 10 6212)
- shielded modular plugs 8-pin RJ 45 CAT.5/6 (8P8C), HIROSE design (CIMCO article no. 10 6215)
- shielded modular plugs 8-pin RJ 45 CAT.5 (8P8C), STEWART STAMPING design (CIMCO article no. 10 6216)
- unshielded modular plugs (Western plugs) 6-pin RJ 11 (6P4C), RJ 12 (6P6C) (CIMCO article no. 10 6211)
- BNC/TNC coaxial plug connectors RG 55, RG 58, RG 59, RG 62, RG 174, RG 8279, FO (CIMCO article no. 10 6218)
- FO connector with round crimping, e.g. for SC-/AMP-SMA-/FC/PC connectors (CIMCO article no. 10 6213)
- FO connectors with hexagonal crimping, e.g. for 3M-ST-/AT&T-ST-/Amphenol-SMA connectors (CIMCO article no. 10 6214)
- Screwdriver with 1000 V protective insulation for Phillips crosshead screws, size PH 1 (CIMCO article no. 11 7731)

		1	10 6210	

Tool set F-compression connectors

for creating watertight and therefore weatherproof coax connections, in particular for cable and satellite TV equipment. For connections with high mechanical stress and excellent shielding.

Set consisting of:

- Professional crimping tool for compression connectors (CIMCO article no. 10 6152)
  Specially for RG 59 and RG 6 coaxial cables. Thanks to the easily adjustable length stop, suitable for crimping compression connectors of various lengths and types (F, BNC and RCA connectors). Also suitable for angle connectors and keystones. Very little manual effort required for crimping. With ergonomic two-component handle sleeves, length 195 mm
- Coaxial cable stripping tool (CIMCO article no. 12 0098)
  For quick and precise sheath stripping and insulation stripping of coaxial cables (RG 58, RG 59, RG 62, RG 6, RG 9 and others) in a single operation. With three interchangeable knives; depth of cut and distance between cuts are adjustable.
- 20x F-compression connectors (CIMCO article no. 18 2980)
  Double protected against moisture penetration through external sleeve and internal O-ring, outstanding shielding and mechanical strength of the cable connection. Gold-plated, for RG 6 coaxial cables

Tool set F-compression connectors				1	10 6154	
Crimping tool for compression connectors				1	10 6152	
Coaxial cable stripping tool				1	12 0098	
F-compression connectors (price unit per 100)				1	18 2980	

Hand crimping pliers for insulated and non-insulated wire end ferrules and twin wire end ferrules

Trapezoid crimp	0.25 - 2.5	AE	150	1	10 1911	
Indent crimp	0.5 - 2.5	AE	150	1	10 1906	
Indent crimp	1.5 - 6	AE	150	1	10 1907	
Indent crimp	0.5 - 16	AE	230	1	10 1904	
Indent crimp	10.0 - 35	AE	230	1	10 1905	

Crimping pliers for wire end ferrules, compound leverage, with ratchet mechanism and adjustable locking (pressure point release)

Crimping pliers

Trapezoid crimp	0.5 - 16	ZAE	AE	226	1	10 6120

FLEXI-CRIMP front crimping pliers

With web or lamella die that self-adjusts to the conductor cross-section, square crimp with 16 mm crimp length, rounded inner edges so as not to cut into thin-walled wire end ferrules, front crimping, i.e. the connectors and conductors are inserted into the tool from the front, making it suitable for work in hard to access places and confined spaces, with innovative precision steel spring component for constant crimping quality even at extremely high or low temperatures, adjustable via cam, unlockable forced locking, ergonomically shaped two-component handles with soft padding.

Square crimp	0.14 - 6	ZAE	AE	210	1	10 1940

Front crimping pliers FLEXI-CRIMP PRO

Crimping pliers for wire end ferrules up to 16 mm² with reliable technology as with FLEXI-CRIMP, CIMCO article no. 10 1940, crimping ranges set with selector switch 0.5 to 6 mm² and 6 to 16 mm². Also for twin wire end ferrules from 2 x 0.5 to 2 x 6 mm². Suitable for all conductor types, even thinned-out, finely-stranded conductors according to IEC 228!

Product video
Front crimping pliers
FLEXI-CRIMP PRO

Square crimp	0.5 - 16	ZAE	AE	220	1	10 1945

Crimping pliers

with automatic adjustment to conductor cross-section

Square crimp	0.08 - 10	ZAE	AE	180	1	10 1920

Design	for cross section mm²	Size mm	PU	Article no.

Crimping pliers

optimised crimp shape, especially suitable for thinned-out, finely stranded conductors according to IEC 228

Trapezoid crimp	16 - 35	ZAE AE 226	1	10 6140

optimised crimp shape, especially suitable for thinned-out, finely stranded conductors according to IEC 228

Trapezoid crimp	25 and 50	ZAE AE 226	1	10 6142

JOKARI original Wire stripper - QUADRO – the 4-function pliers

for efficient and precise processing of insulated wire end ferrules in strip form from 0.5 - 2.5 mm²

Functions

1. Cutting of wires and strands up to 2.5 mm²
2. Insulation stripping, working range 0.5 - 2.5 mm²
3. Twisting; no fanning out of the wires means safe insertion of the conductor into the wire end ferrule
4. Crimping, flawless crimping from 0.5 - 2.5 mm² with professional trapezoid crimp

QUADRO case complete	AE		1	10 0728
QUADRO pliers with magazine		180	1	10 0725

Stripware, see page 307 in chapter 21.

Multi-function tool DUO CRIMP

for cutting off and stripping insulation from conductors and stranded wires, as well as for crimping non-insulated and insulated wire end ferrules.

Working range of diagonal pliers:	flexible	up to 6 mm²
	solid	up to 4 mm²
Working range of insulation stripper:		up to 6 mm²
Crimping ranges:		0.5 to 2.5 mm²
		4 to 6 mm²

		AE 160	1	10 0720

Crimping tools Diamant

Automatic crimping tools:

for wire end ferrules, side insertion of ferrule

Square crimp	0.08 - 10	ZAE AE	1	10 4194

for wire end ferrules, side insertion of ferrule

Square crimp	2.5 - 16	ZAE AE	1	10 4196

for wire end ferrules, front insertion of ferrule

Trapezoid crimp	0.14 - 6	ZAE AE	1	10 4190

for wire end ferrules, front insertion of ferrule

Trapezoid crimp	6 - 16	ZAE AE	1	10 4192

Crimping tools:

for wire end ferrules

Trapezoid crimp	10.0 - 50	ZAE AE	1	10 4200

for wire end ferrules

Trapezoid crimp	50.0 - 95	ZAE AE	1	10 4202

ECONOMY crimping pliers

for insulated and non-insulated cable lugs, with wire and screw cutters up to M 5, as well as insulation stripping device 0.5 - 6 mm², crimping of stranded wires and cable insulation in 2 operations

Crimp shape insulation stripping range mm²

Oval crimp	0.5 - 6	IS 220	1	10 1892

Crimping pliers for insulated cable lugs, compound leverage, with ratchet mechanism and adjustable locking (pressure point release), double crimping

Crimping pliers

	Design	for cross section mm²	Size mm	PU	Article no.
Oval crimp, asymmetric, standard	0.5 - 6	IS	220	1	10 6144
Oval crimp, symmetric	0.5 - 6	IS	220	1	10 1916
Oval crimp	10.0 - 16	IS	215	1	10 1918

Crimping pliers Diamant

for insulated cable connectors

Oval crimp	0.5 - 6	IS		1	10 4206

for insulated cable connectors

Oval crimp	6.0 - 16	IS		1	10 4210

Crimping pliers for blade terminal connections

Crimping pliers for non-insulated blade terminal connectors according to DIN 46244 etc., 2.8 - 4.8 - 6.3 mm tab width

Crimping pliers

compound leverage, with ratchet mechanism and adjustable locking (pressure point release), crimping of stranded wires and cable insulation in 1 operation

Roll crimp	0.5 - 6	FL	220	1	10 6136

for non-insulated blade terminal connectors, Diamant crimping pliers

Roll crimp	0.25 - 6	FL		1	10 4208

Crimping pliers for non-insulated cable lugs (crimping cable lugs / terminal pins)

Crimping pliers

compound leverage, with ratchet mechanism and locking (pressure point release)

Indent crimp	1.5 - 10	Q	220	1	10 6134
Indent crimp	0.5 - 16	Q	325	1	10 1909
Indent crimp	10 - 35	Q	325	1	10 6146

for non-insulated cable connectors, Diamant crimping pliers

Notch crimp	0.1 - 16	R Q		1	10 4204

STANDARD crimping pliers set

Crimping pliers with 4 interchangeable crimping profile inserts for the most commonly used standard cable connectors, conveniently arranged in an impact-resistant plastic case

Contents:

Crimping tool body with automatic ratchet mechanism and adjustable locking device

One crimping profile insert each for:

insulated and non-insulated wire end ferrules from 0.5 to 16 mm², trapezoid crimp, (CIMCO article no. 10 2001) AE

insulated cable lugs from 0.5 to 6 mm² (red - blue - yellow) IS, symmetric oval crimp, (CIMCO article no. 10 2004)

non-insulated cable lugs from 1.5 to 10 mm², indent crimp, (CIMCO article no. 10 2003) Q

non-insulated plug connectors with open crimping ears from 0.5 to 6 mm², roll crimp, (CIMCO article no. 10 2002) FL

Knurled screws for easy fastening of the inserts by hand, 2-component screwdriver with 1000 volt protective insulated blade, for PHILLIPS cross-head screws size PH 1 (CIMCO article no. 11 7731)

				1	10 2000

Design	for cross section mm²			Size mm	PU	Article no.	

Crimping pliers for tubular cable lugs and connectors, “standard design”

Crimping pliers

compound leverage, with locking device (pressure point release)

Indent crimp	0.75 - 16	R	Q	325	1	10 1902	

Crimping pliers

with integral, rotatable profile discs, compound leverage

Notch crimp	6 - 50	R	F	600	1	10 1870	
Notch crimp	50 - 120	R	F	970	1	10 1872	
Notch crimp	120 - 240	R	F	975	1	10 1874	
Hex crimp	6 - 50	R		390	1	10 1882	
Hex crimp	10 - 120	R		650	1	10 1880	
Hex crimp	16 - 95	R		530	1	10 1884	
Hex crimp	25 - 150	R		650	1	10 1885	

Crimping pliers for compression cable lugs and connectors according to DIN 46235/46267

Crimping pliers

with integral, rotatable profile discs, compound leverage

Hex crimp	6 - 50	D	390	1	10 1883	
Hex crimp	16 - 95	D	650	1	10 1886	
Hex crimp	25 - 150	D	650	1	10 1888	

Mechanical hand press up to 60 kN (185 mm²)

suitable for crimping conductor material up to a maximum cross-section of 185 mm².

Features:

- For interchangeable inserts DIN 48083, Sheet 1
- Lightweight, compact design
- Variably adjustable telescopic handles (total length 580 - 830 mm)
- C-shaped head, can be rotated through 360°
- Without crimping inserts
- Crimping force: 60 kN
- Max. travel: 20 mm

Additional inserts can be supplied / scope of application	Cross section range (mm²):
Tubular cable lugs and connectors “standard design”	6 – 185
Compression cable lugs and compression connectors DIN 46235 / DIN 46267, part 1	6 – 185
Aluminium cable lugs and connectors	10 – 185
Rounding inserts for Al and Cu sector-shaped conductors	10sm – 240se / 185sm
Crimping cable lugs DIN 46234 / pin-type cable lugs DIN 46230	10 – 70
Wire end ferrules	10 – 95
Twin wire end ferrules	2 x 4 – 2 x 16
Cutting insert	18 mm ø

For crimping inserts see catalogue page 228 ff.

Other inserts can be supplied on request

				1	10 1867	

Mechanical hand press up to 60 kN (300 mm²)

suitable for crimping connection material up to a maximum conductor cross-section of 300 mm².

Features:

- Lightweight, compact design
- Variably adjustable telescopic handles (total length 560 - 860 mm)
- Foldable crimping head can be rotated through 360°
- Without crimping inserts
- Crimping force: 60 kN
- Max. travel: 19 mm

Additional inserts can be supplied / scope of application	cross section range (mm²):
Tubular cable lugs and connectors “standard design”	6 – 300
Compression cable lugs and compression connectors DIN 46235 / DIN 46267, part 1	6 – 300
Aluminium cable lugs and connectors	10 – 300
Rounding inserts for Al and Cu sector-shaped conductors	10sm – 300se/240sm
Crimping cable lugs DIN 46234 / pin-type cable lugs DIN 46230	10 – 70
Wire end ferrules	10 – 240
Twin wire end ferrules	2 x 4 – 2 x 16

For crimping inserts see catalogue page 230 ff.

Other inserts can be supplied on request

				1	10 1868	

	Design	Size mm	PU	Article no.

Hydrauliksystem GENiUS 2.0

Product video
Hydraulic system GENiUS 2.0

Hydraulic System GENiUS 2.0

One basic tool, revolutionary possibilities – now in improved design with modified return valve!
With the interchangeable head system, a wide variety of applications can be carried out with only one device and in professional quality.
The basic tool is one of the smallest and lightest 60 kN battery-operated hydraulic units of its kind on the global market.
For the first time, it is possible to carry out the following applications with a single device:
- Crimping up to 300 mm² DIN compression cable lugs
- Cutting up to a ø of 50 mm (corresponds to 4 x 120 mm²)
- Hole punching up to a size of ø ISO 63 or square punching 92 x 92 mm

Battery-operated hydraulic basic tool for holding interchangeable heads for crimping, cutting and punching

Electronic control and monitoring of the crimping, cutting and punching process.
Bar shape design - one-button operating concept for easy use.

- On/Off switch with automatic switch-off (no stand-by power consumption)
- Selectable light for illuminating the working area
- Evaluation function via visual interface, also for maintenance/charge status of the batteries
- Universal electronics with
  - Cycle counter
  - Real-time clock
  - Storage of all work processes with date
  - Readable current wave form
  - Storage of all processing parameters
- Automatic warranty start only after completion of the first 20 operations
- Guaranteed crimping force: 61 - 63.5 kN
- Ergonomically shaped housing with soft touch
- Automatic return for cutting and crimping
- Manual return if required and in emergency
- Motor brake, no dangerous piston overtravel
- Closure time for 240 mm² crimping: 4 seconds
- Cycle time 6-7 seconds
- At least 100 operations per battery charge
- Software for evaluation available as an option (please request)
- Service - cycle: 30,000 operations
- Heads can be rotated as desired without limit stop
- Optional attachment of a shoulder carrying strap possible

Interchangeable heads GENiUS 2.0

Crimping head

up to 300 mm²
Crimping inserts suitable for e.g. CIMCO article no. 10 5701

Weight 1600 g	155	1	10 6301

NEW

Four-mandrel crimping head

for crimping cable lugs and connectors up to 300 mm² without inserts

Weight 2600 g	225	1	10 6340

Cutting head

for copper and aluminium cables up to max. Ø 50 mm (e.g. 4 x 120 mm NYY)

NEW

Weight 2150 g	240	1	10 6332
Replacement blade for copper and aluminium cables		1	10 6334

for ACSR cables up to a maximum ø of 20 mm

Weight 2150 g	240	1	10 6336
Replacement blade for ACSR cables		1	10 6338

Hole punching head

up to a size of ø ISO 63 or square punching 92 x 92 mm
Tension bolts and receptacle thread correspond to the CIMCO screw puncher range

Weight 1600 g	165	1	10 6308

Design	PU	Article no.

Battery-operated hydraulic crimping tool GENiUS 2.0

consisting of:
battery-operated hydraulic basic tool, carrying case, battery charger and two batteries
crimping head up to 300 mm²

	1	10 6321

Battery-operated hydraulic cutting tool GENiUS 2.0

consisting of:
battery-operated hydraulic basic tool, carrying case, battery charger and two batteries
cutting head up to ø 50 mm

	1	10 6324

Battery-operated hydraulic punching tool GENiUS 2.0

consisting of:
battery-operated hydraulic basic tool, carrying case, battery charger and two batteries
hole punching head

	1	10 6326

Battery-operated hydraulic crimping and cutting tool GENiUS 2.0

consisting of:
battery-operated hydraulic basic tool, carrying case, battery charger and two batteries
crimping head up to 300 mm²
cutting head up to ø 50 mm

	1	10 6330

Battery charger GENiUS 2.0

	1	10 4312

Replacement rechargeable battery GENiUS 2.0

Rechargeable battery technology: 18 V Li-Ion, 2.0 Ah	1	10 4314
Rechargeable battery technology: 18 V Li-Ion, 3.0 Ah	1	10 4313

Reading unit for documentation

	1	10 4315

Mains adapter 230 Volt

	1	10 4311

Hydraulic battery-operated crimping tool up to 60 kN (300 mm²)

Same technical features as the hydraulic system Genius 2.0, but here with a permanently mounted crimping head, suitable for crimping of connection material up to a maximum conductor cross section of 300 mm².

Features:

- Foldable crimping head, can be rotated through 270°
- Without crimping inserts
- Max. travel: 17 mm
- Crimping force: 60 kN
- Weight with case 8,200 g, weight without case 3,550 g
- Operating pressure: 700 bar (70MPa)
- Scope of supply: basic tool in case with storage possibility for crimping inserts, battery charger, 2 batteries

Additional inserts that can be supplied / Scope of application	Cross section range (mm²):
Tubular cable lugs and connectors "standard design"	6 – 300
Compression cable lugs and compression connectors DIN 46235 / DIN 46267, part 1	6 – 300
Aluminium cable lugs and connectors	10 – 300
Rounding inserts for aluminium and copper sector-shaped conductors	10sm - 300se/240sm
Crimping cable lugs DIN 46234 / pin-type cable lugs DIN 46230	10 – 70
Wire end ferrules	10 – 240
Twin wire end ferrules	2 x 4 - 2 x 16

For crimping inserts see catalogue page 230.
Other inserts can be supplied on request

	1	10 5705

	Design		PU	Article no.	

Battery-operated hydraulic crimping tools for interchangeable inserts

General product features of CIMCO battery-operated hydraulic tools:

- Fast feed thanks to double piston hydraulics (advantage: reduced pressing time due to rapid bridging of no-load travel)
- Automatic pressure limit (advantage: no danger of overpressing)
- Quick stop (advantage: no running-on of the hydraulics - consequently no unwanted damage)
- Motor switch-off and automatic return travel after completed crimping (advantage: clear indication of end of crimping process)
- Electronic control and monitoring of the pressing process (advantage: errors minimised by monitoring)
- Manual return
- Multi-function electronics with sleep mode for maintenance display and battery monitoring (advantage: longer service life for all components)
- Mini-USB port enables connection to all common PC systems for service and monitoring
- The latest in battery technology! Lithium-ion technology without self-discharge and with low weight!
- Service and monitoring software for all common PC systems

Hydraulic battery-operated crimping tool up to 60 kN (185 mm²)

suitable for crimping connection material up to a maximum conductor cross section of 185 mm².

Features:

- For interchangeable inserts DIN 48083, Sheet 1
- Foldable crimping head, can be rotated through 270°
- Without crimping inserts
- Max. travel: 17 mm
- Crimping force: 60 kN
- Operating pressure: 700 bar (70MPa)
- Scope of supply: basic tool in case with storage possibility for crimping inserts, battery charger, 2 batteries, analysis software, Mini-USB cable
- Weight with case 10,150 g, weight without case 4,900 g

Additional inserts that can be supplied / Scope of application	Cross section range (mm²):
Tubular cable lugs and connectors "standard design"	6 – 185
Compression cable lugs and compression connectors DIN 46235 / DIN 46267, part 1	6 – 185
Aluminium cable lugs and connectors	10 – 185
Rounding inserts for aluminium and copper sector-shaped conductors	10sm - 240se / 185sm
Crimping cable lugs DIN 46234 / pin-type cable lugs DIN 46230	10 – 70
Wire end ferrules	10 – 95
Twin wire end ferrules	2 x 4 - 2 x 16
Cutting insert	18 mm ø

For crimping inserts see catalogue page 274 + 275.

Other inserts can be supplied on request

			1	10 5698	

Hydraulic battery-operated crimping tool up to 60 kN (300 mm²)

suitable for crimping connection material up to a maximum conductor cross-section of 300 mm².

Features:

- Foldable crimping head, can be rotated through 270°
- Without crimping inserts
- Max. travel: 17 mm
- Crimping force: 60 kN
- Weight with case 10,350 g, weight without case 5,100 g
- Operating pressure: 700 bar (70MPa)
- Scope of supply: basic tool in case with storage possibility for crimping inserts, battery charger, 2 batteries, analysis software, Mini-USB cable

Additional inserts that can be supplied / Scope of application	Cross section range (mm²):
Tubular cable lugs and connectors "standard design"	6 – 300
Compression cable lugs and compression connectors DIN 46235 / DIN 46267, part 1	6 – 300
Aluminium cable lugs and connectors	10 – 300
Rounding inserts for aluminium and copper sector-shaped conductors	10sm - 300se/240sm
Crimping cable lugs DIN 46234 / pin-type cable lugs DIN 46230	10 – 70
Wire end ferrules	10 – 240
Twin wire end ferrules	2 x 4 - 2 x 16

For crimping inserts see catalogue page 276 + 277.

Other inserts can be supplied on request

			1	10 5701	

Hydraulic battery-operated crimping tool up to 130 kN (400 mm²)

suitable for crimping of connection material up to a maximum conductor cross-section of 400 mm².

Features:

- C-shaped crimping head for easy insertion of the crimping inserts
- Can be rotated through 270°
- Without crimping inserts
- Weight with case 14,950 g
  Weight without case 7,750 g
- Head opening: 29 mm
- Crimping force: 130 kN
- Operating pressure: 700 bar (70MPa)
- Scope of supply: basic tool in case with storage possibility for crimping inserts, battery charger, 2 batteries, analysis software, Mini-USB cable

Additional inserts that can be supplied / Scope of application	Cross section range (mm²):
Tubular cable lugs and connectors "standard design"	10 – 400
Compression cable lugs and compression connectors DIN 46235 / DIN 46267, part 1	10 – 300
Aluminium cable lugs and connectors	16 – 300
Rounding inserts for aluminium and copper sector-shaped conductors	10sm - 300sm
Crimping cable lugs DIN 46234 / pin-type cable lugs DIN 46230	16 – 150
Wire end ferrules	16 – 240

For crimping inserts see catalogue page 278 + 279.

Other inserts can be supplied on request

			1	10 5702	

Design		PU	Article no.	

Hydraulic battery-operated crimping tool up to 130 kN (400 mm²)

suitable for crimping of connection material up to a maximum conductor cross-section of 400 mm².
Features:

- H-shaped crimping head, can be rotated through 270°
- Deep groove crimping possible
- Without crimping inserts
- Head opening: 35 mm
- Crimping force: 130 kN
- Operating pressure: 700 bar (70MPa)
- Scope of supply: basic tool in case with storage possibility for crimping inserts, battery charger, 2 batteries, analysis software, Mini-USB cable

Additional inserts that can be supplied / Scope of application	Cross section range (mm²):
Tubular cable lugs and connectors "standard design"	10 – 400
Compression cable lugs and compression connectors DIN 46235 / DIN 46267, part 1	10 – 300
Aluminium cable lugs and connectors	16 – 300
Rounding inserts for aluminium and copper sector-shaped conductors	10sm - 300sm
Crimping cable lugs DIN 46234 / pin-type cable lugs DIN 46230	16 – 150
Wire end ferrules	16 – 240

Weight with case 14,550 g, weight without case 6,100 g, for crimping inserts see catalogue page 278 + 279.
Other inserts can be supplied on request

		1	10 5704	

Accessories for battery-operated hydraulic crimping and cutting tools

14.4 V Lithium-Ion rechargeable battery for all CIMCO battery-operated hydraulic crimping and cutting tools

		1	10 5550	

Battery charger

Universal battery charger for all CIMCO rechargeable batteries, 230 V

		1	10 5554	

Analysis software

CD-Rom with the current analysis software for all CIMCO battery-operated hydraulic crimping and cutting tools

		1	10 5555	

Compact electro-hydraulic drive unit

Hydraulic battery/mains drive unit, suitable for the operation of all industry standard hydraulic crimping and cutting tools. The compact design, smaller size and lower weight enable universal deployment and mobility. The drive unit is distinguished by very high performance, which ensures enormous productivity.
Features:

- Lightweight, compact and robust design
- With remote control (1.5 m)
- Ergonomic design
- Integrated scratch-proof display
- Fast tool return travel due to high return flow rate
- Pressure monitoring by means of electronic pressure sensor
- Li-Ion battery
- Charging status display on the battery
- Double piston technology for fast feed and high pressure:
  - Delivery volume in the low pressure range < 100 bar: 1.15 l/min
  - Delivery volume in the high pressure range up to 700 bar: 0.1 l/m
  - Operating pressure: 700 bar (70MPa)
  - Output: 200 W
  - Battery voltage: 18.0 V DC
  - Battery capacity: 3.0 Ah
  - Operating temperature: -20 °C to +55 °C

Weight 4.6 kg (with battery)	290 x 190 x 205 mm	1	10 5650	

Accessories

Hydraulic crimping head, round, up to 300 mm², crimping force 60 kN

		1	10 5652	

Hydraulic crimping head up to 400 mm², crimping force 130 kN

		1	10 5655	

Hydraulic cutting head up to max. ø 50 mm, for CU/ALU cables, closed form

		1	10 5654	

Hydraulic cutting head up to max. ø 95 mm, for CU/ALU cables, closed form

		1	10 5656	

Hydraulic cutting head up to max. ø 120 mm, for CU/ALU cables, closed form

		1	10 5657	

Safety foot switch

		1	10 5651	

Hydraulic high-pressure hose 5 m

		1	10 5658	

Hydraulic high-pressure hose 10 m

		1	10 5659	

Hydraulic plug adapter, for connecting hydraulic components of other manufacturers

		1	10 5653	

Hydraulic cylinder

For all electric-, foot- and hand operated hydraulic pumps with quick coupling connection and a maximum output pressure of 700 bar. Compact design, for punching round, square and rectangular openings as well as special shapes in stainless steel and steel sheets ST 37 (switch cabinet and plant construction).

- Hydraulic cylinder with quick coupling (up to 115 kN)
- Weight 0.68 kg
- Supplied in plastic case
- High tensile strength aluminium body
- Suitable for tension bolts with UNF thread ø 19.0 mm
- Operating pressure 700 bar
- Drip-free coupling and uncoupling
- Convenient operability
- With dust protection cap

Design	for cross section mm²		PU	Article no.
			1	13 4023

Crimping inserts for the tools: 10 1867 and 10 5698

for tubular cable lugs and connectors "standard design"
hexagonal crimping, crimp width 5 mm

mm²				
6		R	1 Pair	10 5300
10		R	1 Pair	10 5302
16		R	1 Pair	10 5304
25		R	1 Pair	10 5306
35		R	1 Pair	10 5308
50		R	1 Pair	10 5310
70		R	1 Pair	10 5312
95		R	1 Pair	10 5314
120		R	1 Pair	10 5316
150		R	1 Pair	10 5318
185		R	1 Pair	10 5320

for compression cable lugs and compression connectors DIN 46235/46267
hexagonal crimping, crimp width 5 mm

mm²	Index according to DIN			
6	5	D	1 Pair	10 5330
10	6	D	1 Pair	10 5332
16	8	D	1 Pair	10 5334
25	10	D	1 Pair	10 5336
35	12	D	1 Pair	10 5338
50	14	D	1 Pair	10 5340
70	16	D	1 Pair	10 5342
95	18	D	1 Pair	10 5344
120	20	D	1 Pair	10 5346
150	22	D	1 Pair	10 5348
185	25	D	1 Pair	10 5350

for aluminium cable lugs and connectors DIN 46329 and similar
hexagonal crimping, crimp width 7 mm

mm²	Index according to DIN			
10	10	AL	1 Pair	10 5360
16-25	12	AL	1 Pair	10 5362
35	14	AL	1 Pair	10 5364
50	16	AL	1 Pair	10 5366
70	18	AL	1 Pair	10 5368
95-120	22	AL	1 Pair	10 5370
150	25	AL	1 Pair	10 5372
185	28	AL	1 Pair	10 5374

Design	for cross section mm²	PU	Article no.

Crimping inserts for the tools: 10 1867 and 10 5698

for rounding of single-strand (se) and multi-strand (sm) Al and Cu sector-shaped conductors,
for 3 and 4 sector-shaped conductors (120° and 90°)
Rounding width 19.5 mm

mm² sm	Index according to DIN se			
10	-	RU	1 Pair	10 5392
16	-	RU	1 Pair	10 5394
25	35	RU	1 Pair	10 5396
35	50	RU	1 Pair	10 5398
50	70	RU	1 Pair	10 5400
70	95	RU	1 Pair	10 5402
95	120	RU	1 Pair	10 5404
120	150	RU	1 Pair	10 5406
150	185	RU	1 Pair	10 5408
185	240	RU	1 Pair	10 5410



for crimping cable lugs DIN 46234 and pin-type cable lugs DIN 46230
Indent crimp

mm²				
10	F	Q	1 Pair	10 5442
16	F	Q	1 Pair	10 5444
25	F	Q	1 Pair	10 5446
35	F	Q	1 Pair	10 5448
50	F	Q	1 Pair	10 5450
70	F	Q	1 Pair	10 5452
95	F	Q	1 Pair	10 5454

for wire end ferrules
trapezoid crimp, crimping width 20 mm

mm²			
10	AE	1 Pair	10 5462
16	AE	1 Pair	10 5464
25	AE	1 Pair	10 5466
35	AE	1 Pair	10 5468
50	AE	1 Pair	10 5470
70	AE	1 Pair	10 5472
95	AE	1 Pair	10 5474



for twin wire end ferrules
trapezoid crimp, crimping width 20 mm

mm²			
2 x 4	ZAE	1 Pair	10 5480
2 x 6	ZAE	1 Pair	10 5482
2 x 10	ZAE	1 Pair	10 5484
2 x 16	ZAE	1 Pair	10 5486



Cutting insert for Al and Cu cables

Cutting range up to 18 mm ø	1 Pair	10 5490

Crimping inserts for the tools: 10 1868, 10 5701, 10 5705, 10 6321 and 10 6330

for tubular cable lugs and connectors "standard design"
hexagonal crimping, crimp width 5 mm

mm²	Design	for cross section mm²	PU	Article no.
6		R	1 Pair	10 5711
10		R	1 Pair	10 5712
16		R	1 Pair	10 5713
25		R	1 Pair	10 5714
35		R	1 Pair	10 5715
50		R	1 Pair	10 5716
70		R	1 Pair	10 5717
95		R	1 Pair	10 5718
120		R	1 Pair	10 5719
150		R	1 Pair	10 5720
185		R	1 Pair	10 5721
240		R	1 Pair	10 5722
300		R	1 Pair	10 5723

for tubular cable lugs and connectors "standard design"
WM-crimping, for compressed, multi-stranded or thinned-out, finely stranded conductors, crimp width 5 mm

mm²				
6		R	1 Pair	10 5670
10		R	1 Pair	10 5672
16		R	1 Pair	10 5674
25		R	1 Pair	10 5676
35		R	1 Pair	10 5678
50		R	1 Pair	10 5680
70		R	1 Pair	10 5682
95		R	1 Pair	10 5684
120		R	1 Pair	10 5686
150		R	1 Pair	10 5688
185		R	1 Pair	10 5690
240		R	1 Pair	10 5692
300		R	1 Pair	10 5694

for compression cable lugs and compression connectors DIN 46235/46267
hexagonal crimping, crimp width 5 mm

mm²	Index according to DIN			
6	5	D	1 Pair	10 5730
10	6	D	1 Pair	10 5731
16	8	D	1 Pair	10 5732
25	10	D	1 Pair	10 5733
35	12	D	1 Pair	10 5734
50	14	D	1 Pair	10 5735
70	16	D	1 Pair	10 5736
95	18	D	1 Pair	10 5737
120	20	D	1 Pair	10 5738
150	22	D	1 Pair	10 5739
185	25	D	1 Pair	10 5740
240	28	D	1 Pair	10 5741
300	32	D	1 Pair	10 5742

for aluminium cable lugs and connectors DIN 46329 and similar
hexagonal crimping, crimp width 7 mm

mm²	Index according to DIN			
10	10	AL	1 Pair	10 5784
16-25	12	AL	1 Pair	10 5785
35	14	AL	1 Pair	10 5786
50	16	AL	1 Pair	10 5787
70	18	AL	1 Pair	10 5788
95-120	22	AL	1 Pair	10 5789
150	25	AL	1 Pair	10 5790
185	28	AL	1 Pair	10 5791
240	32	AL	1 Pair	10 5792
300	34	AL	1 Pair	10 5793

Design	for cross section mm²		PU	Article no.

Crimping inserts for the tools: 10 1868, 10 5701, 10 5705, 10 6321 and 10 6330

for rounding of single-strand (se) and multi-strand (sm) Al and Cu sector-shaped conductors,
for 3 and 4 sector-shaped conductors (120° and 90°)
Rounding width 19.5 mm

mm² sm	Index according to DIN se			PU	Article no.
10	-	RU		1 Pair	10 5749
16	-	RU		1 Pair	10 5750
25	35	RU		1 Pair	10 5751
35	50	RU		1 Pair	10 5752
50	70	RU		1 Pair	10 5753
70	95	RU		1 Pair	10 5754
95	120	RU		1 Pair	10 5755
120	150	RU		1 Pair	10 5756
150	185	RU		1 Pair	10 5757
185	240	RU		1 Pair	10 5758
240	300	RU		1 Pair	10 5759

for crimping cable lugs DIN 46234 and pin-type cable lugs DIN 46230
Indent crimp

mm²				PU	Article no.
10		F	Q	1 Pair	10 5760
16		F	Q	1 Pair	10 5761
25		F	Q	1 Pair	10 5762
35		F	Q	1 Pair	10 5763
50		F	Q	1 Pair	10 5764
70		F	Q	1 Pair	10 5765

for wire end ferrules
trapezoid crimp, crimping width 20 mm

mm²				PU	Article no.
10		AE		1 Pair	10 5770
16		AE		1 Pair	10 5771
25		AE		1 Pair	10 5772
35		AE		1 Pair	10 5773
50		AE		1 Pair	10 5774
70		AE		1 Pair	10 5775
95		AE		1 Pair	10 5776
120		AE		1 Pair	10 5777
150		AE		1 Pair	10 5778
185		AE		1 Pair	10 5779
240		AE		1 Pair	10 5799

for twin wire end ferrules
trapezoid crimp, crimping width 20 mm

mm²				PU	Article no.
2 x 4		ZAE		1 Pair	10 5780
2 x 6		ZAE		1 Pair	10 5781
2 x 10		ZAE		1 Pair	10 5782
2 x 16		ZAE		1 Pair	10 5783

Empty box

Including 2-component foam for the storage and transport of up to 20 crimping insert pairs.
Suitable for crimping inserts for the tools 101868, 105701, 105705, 106321 and 106330

		PU	Article no.
Dimensions: 338 x 261 x 57 mm		1	10 5518

Crimping inserts for the tools: 10 5702 and 10 5704

for tubular cable lugs and connectors "standard design"
hexagonal crimping, wide crimping (exception: 300 and 400 mm² / 7 mm)

mm²	Design	for cross section mm²	PU	Article no.
10	R		1 Pair	10 5802
16	R		1 Pair	10 5804
25	R		1 Pair	10 5806
35	R		1 Pair	10 5808
50	R		1 Pair	10 5810
70	R		1 Pair	10 5812
95	R		1 Pair	10 5814
120	R		1 Pair	10 5816
150	R		1 Pair	10 5818
185	R		1 Pair	10 5820
240	R		1 Pair	10 5822
300	R		1 Pair	10 5824
400	R		1 Pair	10 5826

for compression cable lugs and compression connectors DIN 46235/46267
hexagonal crimping, wide crimping (exception: 240 and 300 mm² / 7 mm)

mm²	Index according to DIN	Design	PU	Article no.
10	6	D	1 Pair	10 5830
16	8	D	1 Pair	10 5832
25	10	D	1 Pair	10 5834
35	12	D	1 Pair	10 5836
50	14	D	1 Pair	10 5838
70	16	D	1 Pair	10 5840
95	18	D	1 Pair	10 5842
120	20	D	1 Pair	10 5844
150	22	D	1 Pair	10 5846
185	25	D	1 Pair	10 5848
240	28	D	1 Pair	10 5850
300	32	D	1 Pair	10 5852
400	34	D	1 Pair	10 5854

for aluminium cable lugs and connectors DIN 46329 and similar
hexagonal crimping, wide crimping

mm²	Index according to DIN	Design	PU	Article no.
10	10	AL	1 Pair	10 5860
16-25	12	AL	1 Pair	10 5862
35	14	AL	1 Pair	10 5864
50	16	AL	1 Pair	10 5866
70	18	AL	1 Pair	10 5868
95-120	22	AL	1 Pair	10 5870
150	25	AL	1 Pair	10 5872
185	28	AL	1 Pair	10 5874
240	32	AL	1 Pair	10 5876
300	34	AL	1 Pair	10 5878

Design	for cross section mm²			PU	Article no.

Crimping inserts for the tools: 10 5702 and 10 5704

for rounding of single-strand (se) and multi-strand (sm) Al and Cu sector-shaped conductors,
for 3 and 4 sector-shaped conductors (120° and 90°)
Rounding width 35 mm

mm² sm	Index according to DIN se			PU	Article no.
10	–	RU		1 Pair	10 5892
16	–	RU		1 Pair	10 5894
25	35	RU		1 Pair	10 5896
35	50	RU		1 Pair	10 5898
50	70	RU		1 Pair	10 5900
70	95	RU		1 Pair	10 5902
95	120	RU		1 Pair	10 5904
120	150	RU		1 Pair	10 5906
150	185	RU		1 Pair	10 5908
185	240	RU		1 Pair	10 5910
240	300	RU		1 Pair	10 5912
300	–	RU		1 Pair	10 5914

for crimping cable lugs DIN 46234 and pin-type cable lugs DIN 46230
Indent crimp

mm²				PU	Article no.
16		F	Q	1 Pair	10 5942
25		F	Q	1 Pair	10 5944
35		F	Q	1 Pair	10 5946
50		F	Q	1 Pair	10 5948
70		F	Q	1 Pair	10 5950
95		F	Q	1 Pair	10 5952
120		F	Q	1 Pair	10 5954
150		F	Q	1 Pair	10 5956

for wire end ferrules
trapezoid crimp, crimping width 20 mm

mm²				PU	Article no.
10		AE		1 Pair	10 5962
16		AE		1 Pair	10 5964
25		AE		1 Pair	10 5966
35		AE		1 Pair	10 5968
50		AE		1 Pair	10 5970
70		AE		1 Pair	10 5972
95		AE		1 Pair	10 5974
120		AE		1 Pair	10 5976
150		AE		1 Pair	10 5978
185		AE		1 Pair	10 5980
240		AE		1 Pair	10 5982

10-50
10-50
12-120
8-120

SOLDERLESS + INSULATED CABLE CONNECTORS, WIRE END FERRULES

Solderless cable connectors
Manufactured using the highest quality copper according to DIN EN 13600, the solderless cable connectors feature maximum electrical and mechanical resilience.

Greatest dimensional precision thanks to automated production according to automotive guidelines. Compatibility with all market standards is always provided.

SG tubular cable lug
A special production process allows the flange width to be reduced while maintaining the conductive cross section. This means the cable lug can easily be used for all switchgears, without compromising performance.

Wire end ferrules
The premium insulation guarantees dielectric strength. Clear identification is possible with the colour coding. Adjusted crimp shapes ...

...are suitable for tapered, finely stranded conductors according to IEC 228. The wire end ferrules improve the contact in terminals and prevent finely stranded conductors from fanning out.

Solderless cable connectors
tubular cable lugs Cu, standard design

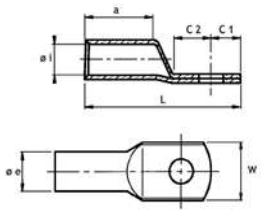

R

Technical data
- Material: ETP Cu according to DIN EN 13600
- Surface: galvanically tin-coated, other surfaces available upon request
- Also available with view hole
- Also suitable for finely stranded conductors according to IEC 228 tubular cable lugs, Cu, standard design
- Annealed to copper hardness F 20

UL approval applied for

Cross section (mm²)	Bolt ø (mm)	W	øi	øe	C1	C2	a	L	Weight per 100 pcs. ~kg	PU/pcs.	Article no.
0.75	3	4.8	1.4	3.2	2.3	4.8	6.9	16	0.07	100	18 0650
	4	8	1.4	3.2	4.1	6.6	6.9	19.6	0.09	100	18 0652
	5	8	1.4	3.2	4.1	6.6	6.9	19.6	0.08	100	18 0654
1.5	4	6.5	1.9	3.3	3.5	5	6	17	0.13	100	18 0660
	5	7.5	1.9	3.3	3.5	5	6	18	0.08	100	18 0662
	6	9	1.9	3.3	4.5	5.5	6	18.5	0.09	100	18 0664
2.5	4	8	2.3	3.9	3.8	6.1	6.9	20.1	0.14	100	18 0670
	5	8	2.3	3.9	3.8	6.1	6.9	20.1	0.16	100	18 0672
	6	10.7	2.3	3.9	6.1	8.1	6.9	25.2	0.15	100	18 0674
	8	12	2.3	3.9	6.1	8.1	6.9	25.2	0.15	100	18 0676
4	4	9	2.7	5	6.2	7.4	9	26	0.30	100	18 0680
	5	9	2.7	5	6.2	7.4	9	26	0.29	100	18 0682
	6	12	2.7	5	6.2	7.4	9	26	0.28	100	18 0684
	8	12	2.7	5	6.2	7.4	9	26	0.26	100	18 0686
6	5	10	3.5	6.5	6.8	6.5	9	26.5	0.5	100	18 0692
	6	10	3.5	6.5	6.8	6.5	9	26.5	0.48	100	18 0694
	8	12	3.5	6.5	6.8	6.5	9	26.5	0.57	100	18 0696
	10	15	3.5	6.5	9.8	9.5	9	32.5	0.66	100	18 0697
	12	17	3.5	6.5	12	12	9	35	0.66	100	18 0698
10	5	12	4.5	7	6.8	6.5	10	28	0.51	100	18 0700
	6	12	4.5	7	6.8	6.5	10	28	0.49	100	18 0702
	8	15	4.5	7	9.8	9.5	10	34	0.59	100	18 0704
	10	17	4.5	7	11.8	11.5	10	38	0.64	100	18 0705
	12	19	4.5	7	13	12.5	10	41	0.65	100	18 0706
16	5	12	5.5	8.5	6.8	6.5	13	31.5	0.85	100	18 0709
	6	12	5.5	8.5	6.8	6.5	13	31.5	0.83	100	18 0710
	8	15	5.5	8.5	9.8	9.5	13	37.5	0.96	100	18 0712
	10	17	5.5	8.5	11.8	11.5	13	41.5	1.03	100	18 0714
	12	19	5.5	8.5	13	12.5	13	44	1.07	100	18 0715
25	5	14	7	10	7	7	15	35.5	1.18	50	18 0718
	6	14	7	10	7	7	15	35.5	1.15	50	18 0720
	8	16	7	10	9.5	9.5	15	40.5	1.28	50	18 0722
	10	18	7	10	11.5	11.5	15	44.5	1.37	50	18 0724
	12	19	7	10	13	13.5	15	48	1.40	50	18 0725
	14	21	7	10	14.5	14.5	15	52.5	1.42	50	18 0726
35	6	17	8.5	12	7	7	17	39	1.80	1	18 0730
	8	17	8.5	12	9.5	9.5	17	44	1.98	1	18 0732
	10	19	8.5	12	11.5	11.5	17	48	2.09	1	18 0734
	12	21	8.5	12	13	13.5	17	51.5	2.13	1	18 0735
	14	21	8.5	12	14	14.5	17	53.5	2.14	1	18 0736
	16	26	8.5	12	16	16	17	58	2.28	1	18 0737
50	6	20	10	14	9.5	9.5	19	47	2.92	1	18 0739
	8	20	10	14	9.5	9.5	19	47	2.84	1	18 0740
	10	20	10	14	11.5	11.5	19	51	3.01	1	18 0742
	12	23	10	14	13	13.5	19	54.5	3.16	1	18 0744
	14	23	10	14	14	14.5	19	56.5	3.18	1	18 0745
	16	28	10	14	16	16	19	62	3.29	1	18 0746
	20	30	10	14	19	19	19	67	3.60	1	18 0747

Tubular cable lugs, Cu, standard design

R

UL approval applied for

See previous page for description

Cross section (mm²)	Bolt ø (mm)	W	øi	øe	C1	C2	a	L	Weight per 100 pcs. ~kg	PU/pcs.	Article no.
70	6	23	12	16.5	10	10	21	53	4.57	1	18 0749
	8	23	12	16.5	11.5	11.5	21	54	4.48	1	18 0750
	10	23	12	16.5	11.5	11.5	21	54	4.36	1	18 0752
	12	23	12	16.5	13	13.5	21	57.5	4.49	1	18 0754
	14	23	12	16.5	14	14.5	21	59.5	4.52	1	18 0755
	16	28	12	16.5	15.5	16	21	62.5	4.67	1	18 0756
	20	30	12	16.5	19	19	21	72	5.05	1	18 0758
95	8	26	13.5	18	11.5	11.5	25	59	5.48	1	18 0759
	10	26	13.5	18	11.5	11.5	25	59.5	5.36	1	18 0760
	12	26	13.5	18	13	13.5	25	63	5.53	1	18 0762
	14	26	13.5	18	14	14.5	25	65	5.58	1	18 0763
	16	28	13.5	18	15.5	16	25	68	5.68	1	18 0764
	20	36	13.5	18	22	22	25	82	6.26	1	18 0766
120	8	28	15	19.5	13	13.5	26	65.5	6.58	1	18 0768
	10	28	15	19.5	13	13.5	26	65.5	6.50	1	18 0770
	12	28	15	19.5	13	13.5	26	65.5	6.32	1	18 0772
	14	28	15	19.5	14	14.5	26	67.5	6.39	1	18 0773
	16	30	15	19.5	15.5	16	26	70.5	6.52	1	18 0774
	20	36	15	19.5	22	22	26	85	7.13	1	18 0776
150	8	31	16.5	21	14.5	14.5	30	73	8.12	1	18 0778
	10	31	16.5	21	14.5	14.5	30	73	8.01	1	18 0780
	12	31	16.5	21	14.5	14.5	30	73	7.83	1	18 0782
	14	31	16.5	21	14.5	14.5	30	73	7.68	1	18 0783
	16	31	16.5	21	15.5	16	30	75.5	7.79	1	18 0784
	20	36	16.5	21	22	22	30	88	8.34	1	18 0786
185	10	35	19	24	17	18	30	81	11.33	1	18 0788
	12	35	19	24	17	18	30	81	11.13	1	18 0790
	14	35	19	24	17	18	30	81	10.96	1	18 0791
	16	35	19	24	17	18	30	81	10.75	1	18 0792
	20	39	19	24	21	22	30	89	11.53	1	18 0794
240	10	39	21	26	17	18	35	88	13.58	1	18 0798
	12	39	21	26	17	18	35	88	13.38	1	18 0800
	14	39	21	26	17	18	35	88	13.22	1	18 0801
	16	39	21	26	17	18	35	88	13.00	1	18 0802
	20	39	21	26	21	22	35	96	13.72	1	18 0804
300	12	43	23.5	29.5	17	18	44	99	20.49	1	18 0818
	14	43	23.5	29.5	17	18	44	99	20.29	1	18 0819
	16	43	23.5	29.5	17	18	44	99	20.03	1	18 0820
	20	43	23.5	29.5	21	22	44	107	21.10	1	18 0822
400	12	49	27	34	23	23	44	112	31.31	1	18 0826
	14	49	27	34	23	23	44	112	31.08	1	18 0828
	16	49	27	34	23	23	44	112	30.77	1	18 0830
	20	49	27	34	23	23	44	112	29.94	1	18 0832

Angled tubular cable lugs Cu, standard design with 90° and 45° angle

R

UL approval applied for

Technical data
- Material: ETP Cu according to DIN EN 13600
- Surface: galvanically tin-coated, other surfaces available upon request
- Also suitable for finely stranded conductors according to IEC 228
- Annealed to copper hardness F 20

90° angle

Cross section (mm²)	Bolt ø (mm)	Weight per 100 pcs. ~kg	PU/pcs.	Article no.
6	5	0.6	100	18 3160
	6	0.59	100	18 3161
	8	0.67	100	18 3162
	10	0.8	100	18 3163
	12	0.8	100	18 3164
10	5	0.6	100	18 3165
	6	0.59	100	18 3166
	8	0.67	100	18 3167
	10	0.72	100	18 3168
	12	0.76	100	18 3169
16	5	1.01	100	18 3170
	6	1	100	18 3171
	8	1.2	100	18 3172
	10	1.2	100	18 3173
	12	1.23	100	18 3174
25	5	1.34	100	18 3175
	6	1.31	100	18 3134
	8	1.47	100	18 3135
	10	1.56	100	18 3176
	12	1.6	100	18 3177
35	6	2.04	1	18 3156
	8	2.28	1	18 3130
	10	2.39	1	18 3136
	12	2.54	1	18 3157
50	6	3.14	1	18 3158
	8	3.38	1	18 3131
	10	3.52	1	18 3137
	12	3.8	1	18 3159
70	8	5.09	1	18 3132
	10	5.34	1	18 3133
	12	5.44	1	18 3140
	16	5.85	1	18 3141
95	8	6.4	1	18 3138
	10	6.27	1	18 3139
	12	6.48	1	18 3142
	16	7.12	1	18 3143
120	8	6.69	1	18 3144
	10	7.1	1	18 3145
	12	7.23	1	18 3146
	16	7.81	1	18 3147
150	10	8.2	1	18 3148
	12	8.3	1	18 3149
185	12	11.9	1	18 3150
	20	11.53	1	18 3152
240	10	14.63	1	18 3153
	12	14.42	1	18 3154
	20	14.76	1	18 3155

45° angle

Cross section (mm²)	Bolt ø (mm)	Weight per 100 pcs. ~kg	PU/pcs.	Article no.
6	5	0.6	100	18 3060
	6	0.59	100	18 3061
	8	0.67	100	18 3062
	10	0.8	100	18 3063
	12	0.8	100	18 3064
10	5	0.6	100	18 3065
	6	0.6	100	18 3066
	8	0.67	100	18 3067
	10	0.8	100	18 3068
	12	0.76	100	18 3069
16	5	1.1	100	18 3070
	6	0.97	100	18 3071
	8	1.1	100	18 3072
	10	1.17	100	18 3073
	12	1.23	100	18 3074
25	5	1.34	100	18 3075
	6	1.31	100	18 3034
	8	1.47	100	18 3035
	10	1.56	100	18 3052
	12	1.6	100	18 3053
35	6	2.04	1	18 3056
	8	2.28	1	18 3030
	10	2.39	1	18 3036
	12	2.54	1	18 3057
50	6	3.14	1	18 3058
	8	3.45	1	18 3031
	10	3.58	1	18 3037
	12	3.76	1	18 3059
70	8	5.24	1	18 3032
	10	6.6	1	18 3033
	12	5.69	1	18 3040
	16	5.94	1	18 3041
95	8	6.3	1	18 3038
	10	6.46	1	18 3039
	12	6.68	1	18 3042
	16	7.06	1	18 3043
120	8	6.87	1	18 3044
	10	7.29	1	18 3045
	12	7.71	1	18 3046
	16	8.03	1	18 3047
150	10	8.6	1	18 3048
185	12	13.2	1	18 3050
	16	13	1	18 3051

Butt connectors, Cu, standard design

R

Technical data
- Material: ETP Cu according to DIN EN 13600
- Surface: galvanically tin-coated, other surfaces available upon request
- Also suitable for finely stranded conductors according to IEC 228
- Annealed to copper hardness F 20

UL approval applied for

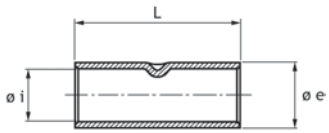

Cross section (mm²)	øi	øe	L	Weight per 100 pcs. ~kg	PU/pcs.	Article no.
0.75	1.4	3.2	15.7	0.08	100	18 0900
1.5	1.8	3.3	14.5	0.08	100	18 0902
2.5	2.4	4	14.5	0.11	100	18 0904
4	2.7	5	19	0.25	100	18 0906
6	3.5	6.5	24	0.50	100	18 0908
10	4.5	7	28	0.56	100	18 0910
16	5.5	8.5	34	1.00	100	18 0912
25	7	10	38	1.36	100	18 0914
35	8.5	12	42	2.11	1	18 0916
50	10	14	48	3.22	1	18 0918
70	12	16.5	52	4.66	1	18 0920
95	13.5	18	59	5.85	1	18 0922
120	15	19.5	62	7.4	1	18 0924
150	16.5	21	72	9	1	18 0926
185	19	24	72	12.2	1	18 0928
240	21	26	82	15.2	1	18 0930
300	23.5	29.5	102	22.23	1	18 0932
400	27	34	102	29.85	1	18 0934

Parallel connectors, Cu, standard design

R

Technical data
- Material: ETP Cu according to DIN EN 13600
- Surface: galvanically tin-coated, other surfaces available upon request
- Also suitable for finely stranded conductors according to IEC 228
- Annealed to copper hardness F 20

UL approval applied for

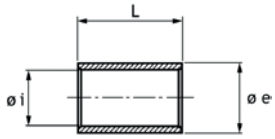

Cross section (mm²)	øi	øe	L	Weight per 100 pcs. ~kg	PU/pcs.	Article no.
1.5	1.6	3.2	7	0.04	100	18 3180
2.5	2.3	3.9	7	0.05	100	18 3182
4 – 6	3.6	5.6	7	0.09	100	18 3184
10	4.5	6.7	9	0.18	100	18 3186
16	5.8	8.2	10	0.22	100	18 3188
25	7.5	10.5	11	0.41	50	18 3190
35	9	12.2	12	0.74	1	18 3192
50	11	15	16	1.20	1	18 3194
70	13.1	17	19	1.60	1	18 3196
95	14.5	19	20	2.11	1	18 3198
120	16.2	21	20	2.50	1	18 3200
150	18	23	20	2.87	1	18 3202
185	20.6	26	28	4.93	1	18 3204
240	23	28	31	5.53	1	18 3206

Tubular cable lugs for switchgear connections

SG series

- Design with narrow flange, without view hole
- Material: Cu-ETP according to DIN EN 13 600, soft, F20, which means it can still be manually crimped without any problem ever with large cross sections
- Surface: galvanically tin-coated

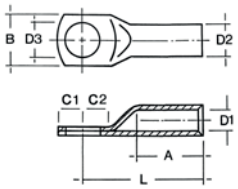

UL approval applied for

Cross section (mm^2)	Bolt ø (mm)	øD1	A	B	øD3	øD2	C1	C2	L	PU/pcs.	Article no.
25	6	7.2	15	10	6.5	10	7	7	29.5	1	18 3798
35	6	8.5	17	15	6.5	12	8	8	33	1	18 3800
35	8	8.5	17	15	8.5	12	10	10	35	1	18 3801
50	6	10	19	15	6.5	14	8	9	37	1	18 3802
50	8	10	19	17	8.5	14	10	11	39	1	18 3804
50	10	10	19	19	10.5	14	12	13	41	1	18 3806
70	6	12	21	17	6.5	16.4	8	9.5	41	1	18 3808
70	8	12	21	17	8.5	16.4	10	11.5	43	1	18 3810
70	10	12	21	19	10.5	16.4	12	13.5	45	1	18 3812
70	12	12	21	19	13	16.4	12	14.5	46	1	18 3814
95	6	13.5	23	19	6.5	17.8	8	9.5	43	1	18 3815
95	8	13.5	23	19	8.5	17.8	10	11.5	48	1	18 3816
95	10	13.5	23	19	10.5	17.8	12	13.5	48	1	18 3818
95	12	13.5	23	19	13	17.8	12	14.5	49	1	18 3820
120	6	15	26	20	6.5	19.4	8	9	49	1	18 3821
120	8	15	26	20	8.5	19.4	10	11	51	1	18 3822
120	10	15	26	20	10.5	19.4	12	13	53	1	18 3824
120	12	15	26	20	13	19.4	12	14	54	1	18 3826
150	6	16.5	29	20	6.5	20.8	8	9	52	1	18 3827
150	8	16.5	29	20	8.5	20.8	10	11	54	1	18 3828
150	10	16.5	29	20	10.5	20.8	12	13	56	1	18 3830
150	12	16.5	29	20	13	20.8	12	14	57	1	18 3832
185	8	19	30	26	8.5	23.8	10	12	58	1	18 3833
185	10	19	30	26	10.5	23.8	12	14	60	1	18 3834
185	12	19	30	26	13	23.8	12	14	60	1	18 3836
185	16	19	30	26	17	23.8	16	18	64	1	18 3838
240	8	21	35	30	8.5	25.8	10	12	63	1	18 3839
240	10	21	35	30	10.5	25.8	12	14	65	1	18 3840
240	12	21	35	30	13	25.8	12	14	65	1	18 3842
240	16	21	35	30	17	25.8	16	18	69	1	18 3844
300	10	24	42	30	10.5	29.8	12	13	76	1	18 3846
300	12	24	42	30	13	29.8	12	16	79	1	18 3848
300	16	24	42	30	17	29.8	16	18	81	1	18 3850

Sleeves for compressed or tapered conductors, Cu, standard design

Technical data
- Material: ETP Cu according to DIN EN 13600
- Surface: galvanically tin-coated
- Suitable for compressed, multi-stranded or tapered, finely stranded conductors for diameter equalisation (only narrow hexagonal crimping!)

Cross section (mm^2)	Length mm	PU/pcs.	Article no.
16	11	100	18 3400
25	14	100	18 3401
35	15	1	18 3402
50	18	1	18 3403
70	19	1	18 3404
95	21	1	18 3405
120	22	1	18 3406
150	26	1	18 3407
185	26	1	18 3408
240	30	1	18 3409
300	38	1	18 3410
400	38	1	18 3411

Set of sleeves for compressed conductors

in premium-quality raaco set box

Contents:

285 pieces, sorted

50 pieces each 50 mm^2	18 3403
50 pieces each 70 mm^2	18 3404
50 pieces each 95 mm^2	18 3405
50 pieces each 120 mm^2	18 3406
25 pieces each 150 mm^2	18 3407
25 pieces each 185 mm^2	18 3408
25 pieces each 240 mm^2	18 3409
10 pieces each 300 mm^2	18 3410
Set box of sleeves for compressed conductors	18 3415

Product video
Sleeves for compressed conductors

Tubular cable lugs, Cu, designed for finely stranded conductors according to DIN 0295 and IEC 228

F

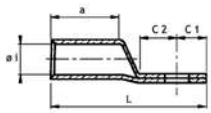

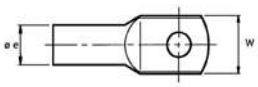

Technical data
- Material: ETP Cu according to DIN EN 13600
- "Easy Entry" flared cable entry
- Surface: galvanically tin-coated, other surfaces available upon request
- Annealed to copper hardness F 20

Cross section (mm²)	Bolt ø (mm)	W	øi	øe	C1	C2	a	L	Weight per 100 pcs. ~kg	PU/pcs.	Article no.
10	5	12	5.6	8	6	7	12.6	32	0.68	100	18 3255
	6	12	5.6	8	6	7	12.6	32	0.65	100	18 3256
	8	15	5.6	8	8	10	12.6	36	0.71	100	18 3258
	10	15	5.6	8	8	10	12.6	36	0.67	100	18 3260
	12	15	5.6	8	8	10	12.6	36	0.72	100	18 3262
16	5	13	6.6	9.5	7	9	14.6	37.6	1.18	50	18 3265
	6	13	6.6	9.5	7	9	14.6	37.6	1.15	50	18 3266
	8	16	6.6	9.5	9	11	14.6	41.6	1.24	50	18 3268
	10	16	6.6	9.5	9	11	14.6	41.6	1.18	50	18 3270
	12	17.5	6.6	9.5	9	11	14.6	41.6	1.11	50	18 3272
25	5	15	7.9	11	9	11	16.5	43.5	1.73	50	18 3275
	6	15	7.9	11	9	11	16.5	43.5	1.7	50	18 3276
	8	17	7.9	11	9	11	16.5	43.5	1.65	50	18 3278
	10	17	7.9	11	9	11	16.5	43.5	1.58	50	18 3280
	12	18.5	7.9	11	9	11	16.5	43.5	1.49	50	18 3282
35	6	18	9.2	12.5	7	10	18.5	43.5	2.08	1	18 3286
	8	18	9.2	12.5	10	14	18.5	51	2.40	1	18 3288
	10	18	9.2	12.5	10	14	18.5	51	2.32	1	18 3290
	12	19	9.2	12.5	10	14	18.5	51	2.20	1	18 3292
	14	20.8	9.2	12.5	10	14.5	18.5	51	2.12	1	18 3294
50	6	21	11	15	10	14	21.5	55.5	3.90	1	18 3296
	8	21	11	15	10	14	21.5	55.5	3.82	1	18 3298
	10	21	11	15	10	14	21.5	55.5	3.72	1	18 3300
	12	21	11	15	10	14	21.5	55.5	3.56	1	18 3302
	14	21	11	15	10	14	21.5	55.5	3.44	1	18 3304

Tubular cable lugs, Cu, designed for finely stranded conductors according to DIN 0295 and IEC 228

F

See previous page for description

Cross section (mm²)	Bolt ø (mm)	W	øi	øe	C1	C2	a	L	Weight per 100 pcs. ~kg	PU/pcs.	Article no.
70	6	24	13.1	17	13.5	15.5	27.5	67.5	5.39	1	18 3306
	8	24	13.1	17	13.5	15.5	27.5	67.5	5.31	1	18 3308
	10	24	13.1	17	13.5	15.5	27.5	67.5	5.21	1	18 3310
	12	24	13.1	17	13.5	15.5	27.5	67.5	5.06	1	18 3312
	14	24	13.1	17	13.5	15.5	27.5	67.5	4.93	1	18 3314
	16	24	13.1	17	13.5	15.5	27.5	67.5	4.77	1	18 3316
95	8	28	14.5	19	13	17	32.5	75.5	7.66	1	18 3318
	10	28	14.5	19	13	17	32.5	75.5	7.55	1	18 3320
	12	28	14.5	19	13	17	32.5	75.5	7.38	1	18 3322
	14	28	14.5	19	13	17	32.5	75.5	7.24	1	18 3324
	16	28	14.5	19	13	17	32.5	75.5	7.06	1	18 3326
120	8	30	16.2	21	17	17	31.5	80	8.95	1	18 3328
	10	30	16.2	21	17	17	31.5	80	8.83	1	18 3330
	12	30	16.2	21	17	17	31.5	80	8.64	1	18 3332
	14	30	16.2	21	17	17	31.5	80	8.98	1	18 3334
	16	30	16.2	21	17	17	31.5	80	8.78	1	18 3336
150	8	33	18	23	17	18	35.5	89	11.26	1	18 3338
	10	33	18	23	17	18	31.5	89	11.13	1	18 3340
	12	33	18	23	17	18	31.5	89	10.55	1	18 3342
	14	33	18	23	17	18	31.5	89	11.34	1	18 3344
	16	33	18	23	17	18	31.5	89	11.13	1	18 3346
	20	33	18	23	13.5	21.5	31.5	89	10.55	1	18 3348
185	10	37	20.6	26	19	20	39.6	96	15.04	1	18 3350
	12	37	20.6	26	19	20	39.6	96	14.82	1	18 3352
	14	37	20.6	26	19	20	39.6	96	15.35	1	18 3354
	16	37	20.6	26	19	20	39.6	96	15.12	1	18 3356
	20	37	20.6	26	19	20	39.6	96	14.85	1	18 3360
240	12	41	23	28	19	21	41	101	16.04	1	18 3362
	14	41	23	28	19	21	41	101	15.88	1	18 3364
	16	41	23	28	19	21	41	101	15.66	1	18 3366
	20	41	23	28	19	21	41	101	15.44	1	18 3370
300	12	47	26	32	20	25	43	111	25.39	1	18 3372
	14	47	26	32	20	25	43	111	25.20	1	18 3374
	16	47	26	32	20	25	43	111	24.95	1	18 3376
	20	47	26	32	20	25	43	111	24.26	1	18 3380

Compression cable lugs, Cu, DIN 46235

Technical data
- Material: ETP Cu according to DIN EN 13600
- Surface: galvanically tin-coated, other surfaces available upon request
- Especially suitable for finely stranded conductors according to IEC 228
- Annealed to copper hardness F 20

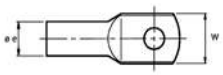

D

UL approval applied for

Cross section (mm²)	Bolt ø (mm)	Ident. no.	W	øi	øe	C1	C2	a	L	Weight per 100 pcs. ~kg	PU/pcs.	Article no.
6	5	5	8.5	3.8	5.5	7	9	11	32	0.34	100	18 3500
	6	5	8.5	3.8	5.5	8.5	9	11	33.5	0.32	100	18 3501
	8	5	13	3.8	5.5	11	9	11	36	0.32	100	18 3570
10	5	6	9	4.5	6	7	11	12	35	0.39	100	18 3502
	6	6	9	4.5	6	8.5	11	12	36.5	0.38	100	18 3503
	8	6	13	4.5	6	11	11	12	39	0.38	100	18 3504
16	6	8	13	5.5	8.5	8.5	12.5	20.5	45.5	1.32	100	18 3505
	8	8	13	5.5	8.5	11	12.5	20.5	48	1.27	100	18 3506
	10	8	17	5.5	8.5	13	12.5	20.5	50	1.31	100	18 3507
	12	8	18	5.5	8.5	14	12.5	20.5	51	1.35	100	18 3508
25	6	10	14	7	10	8.5	13.5	20.5	47.5	1.67	50	18 3509
	8	10	16	7	10	11	13.5	20.5	50	1.64	50	18 3510
	10	10	17	7	10	13	13.5	20.5	52	1.72	50	18 3511
	12	10	19	7	10	14	13.5	20.5	53	1.65	25	18 3512
35	6	12	17	8.2	12.5	8.5	14.5	20.5	51.5	2.5	1	18 3572
	8	12	17	8.2	12.5	11	14.5	20.5	54	3.44	1	18 3513
	10	12	19	8.2	12.5	13	14.5	20.5	56	3.34	1	18 3514
	12	12	21	8.2	12.5	14	14.5	20.5	57	3.21	1	18 3515
	14	12	21	8.2	12.5	15.5	14.5	20.5	58.5	2.90	1	18 3516
50	8	14	20	10	14.5	11	16.5	30	64	5.04	1	18 3517
	10	14	22	10	14.5	13	16.5	30	66	4.93	1	18 3518
	12	14	24	10	14.5	14	16.5	30	67	5.06	1	18 3519
	14	14	24	10	14.5	15.5	16.5	30	68.5	4.96	1	18 3520
	16	14	28	10	14.5	17	16.5	30	70	4.77	1	18 3521
70	8	16	24	11.5	16.5	11	16.5	31	67	6.76	1	18 3522
	10	16	24	11.5	16.5	13	16.5	31	69	6.64	1	18 3523
	12	16	24	11.5	16.5	14	16.5	31	70	6.8	1	18 3524
	14	16	24	11.5	16.5	15.5	16.5	31	71.5	6.12	1	18 3525
	16	16	30	11.5	16.5	17	16.5	31	73	6.43	1	18 3526
95	8	18	28	13.5	19	11	16.5	37	77	9.00	1	18 3574
	10	18	28	13.5	19	13	16.5	37	79	10.22	1	18 3527
	12	18	28	13.5	19	14	16.5	37	80	10	1	18 3528
	14	18	28	13.5	19	15.5	16.5	37	81.5	10	1	18 3529
	16	18	32	13.5	19	17	16.5	37	83	9.58	1	18 3530
120	10	20	32	15.5	21	13	21	38	84	11.36	1	18 3531
	12	20	32	15.5	21	14	21	38	85	11.28	1	18 3532
	14	20	32	15.5	21	15.5	21	38	86.5	11.7	1	18 3533
	16	20	32	15.5	21	17	21	38	88	11.63	1	18 3534
	20	20	38	15.5	21	20	21	38	91	12.18	1	18 3535
150	10	22	34	17	23.5	13	21	41	92	16.11	1	18 3536
	12	22	34	17	23.5	14	21	41	93	16.00	1	18 3537
	14	22	34	17	23.5	15.5	21	41	94.5	16.14	1	18 3538
	16	22	34	17	23.5	17	21	41	96	16.07	1	18 3539
	20	22	40	17	23.5	20	21	41	99	17.65	1	18 3540
185	10	25	37	19	25.5	13	24	42	96	18.96	1	18 3541
	12	25	37	19	25.5	14	24	42	97	18.89	1	18 3542
	14	25	37	19	25.5	15.5	24	42	98.5	19.21	1	18 3543
	16	25	37	19	25.5	17	24	42	100	19.92	1	18 3544
	20	25	40	19	25.5	20	24	42	103	20.09	1	18 3545
240	12	28	42	21.5	29	14	24	51	107	26.58	1	18 3546
	14	28	42	21.5	29	15.5	24	51	108.5	29.90	1	18 3547
	16	28	42	21.5	29	17	24	51	110	28.44	1	18 3548
	20	28	45	21.5	29	20	24	51	113	28.44	1	18 3549
300	14	32	48	24.5	32	15.5	24	55	116.5	38.60	1	18 3550
	16	32	48	24.5	32	17	24	55	118	32.46	1	18 3551
	20	32	48	24.5	32	20	24	55	121	32.72	1	18 3552
400	14	38	55	27.5	38.5	23	24	72	139	68.5	1	18 3553
	16	38	55	27.5	38.5	23	24	72	139	68.2	1	18 3554
	20	38	55	27.5	38.5	23	24	72	139	67.5	1	18 3555
500	16	42	60	31	42	23	26	75	149	81	1	18 3556
	20	42	60	31	42	23	26	75	149	81	1	18 3557
625	16	44	60	34.5	44	23	26	83	159	84	1	18 3558
	20	44	60	34.5	44	23	26	83	159	84	1	18 3559

Compression connectors, Cu, DIN 46267, Part 1

UL approval applied for

D

Technical data

- Material: ETP Cu according to DIN EN 13600
- Surface: galvanically tin-coated, other surfaces available upon request
- For connections with strain relief
- Especially suitable for finely stranded conductors according to IEC 228
- Annealed to copper hardness F 20

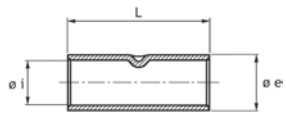

Cross section (mm²)	Ident. no.	øi	øe	L	Weight per 100 pcs. ~kg	PU/pcs.	Article no.
6	5	3.8	5.5	31	0.34	100	18 3700
10	6	4.5	6	31	0.33	100	18 3701
16	8	5.5	8.5	51	1.49	100	18 3702
25	10	7	10	51	1.80	50	18 3703
35	12	8.2	12.5	51	3.15	1	18 3704
50	14	10	14.5	57	4.37	1	18 3705
70	16	11.5	16.5	57	5.54	1	18 3706
95	18	13.5	19	71	8.84	1	18 3707
120	20	15.5	21	71	9.92	1	18 3708
150	22	17	23.5	81	14.86	1	18 3709
185	25	19	25.5	86	17.35	1	18 3710
240	28	21.5	29	91	24.03	1	18 3711
300	32	24.5	32	101	29.86	1	18 3712
400	38	27.5	38.5	151	71.00	1	18 3713
500	42	31	42	161	92.00	1	18 3714
625	44	34.5	44	161	80.00	1	18 3715

AL compression cable lugs, DIN 46329

made of E-Al, bare, barrier seal design with oil stop

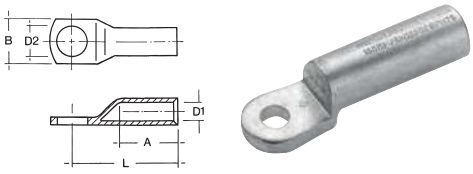

AL

Cross section rm/sm (mm²)	Cross section se (mm²)	Bolt ø	Ident. No.	D1 mm	D2 mm	A mm	B mm	L mm	Weight per 100 pcs. ~kg	PU/pcs.	Article no.
50	70	M 8	16	9.8	8.4	42	25	62	2.75	4	18 3617
50	70	M10	16	9.8	10.5	42	25	62	2.7	4	18 3618
50	70	M12	16	9.8	13	42	25	62	2.65	4	18 3619
70	95	M 8	18	11.2	8.4	52	25	72	3.45	4	18 3622
70	95	M10	18	11.2	10.5	52	25	72	3.8	4	18 3623
70	95	M12	18	11.2	13	52	25	72	3.35	4	18 3624
95	120	M10	22	13.2	10.5	56	25	75	6.9	4	18 3627
95	120	M12	22	13.2	13	56	25	75	4.92	4	18 3628
95	120	M16	22	13.2	17	56	25	75	6	4	18 3630
120	150	M10	22	14.7	10.5	56	30	80	5.95	4	18 3631
120	150	M12	22	14.7	13	56	30	80	5.84	4	18 3632
120	150	M16	22	14.7	17	56	30	80	6.6	4	18 3634
150	185	M10	25	16.3	10.5	60	30	90	8.5	4	18 3636
150	185	M12	25	16.3	13	60	30	90	7.73	4	18 3637
150	185	M16	25	16.3	17	60	30	90	7.6	4	18 3639
150	185	M20	25	16.3	21	60	30	90	8.2	4	18 3640
185	240	M10	28	18.3	10.5	60	30	91	11	4	18 3641
185	240	M12	28	18.3	13	60	30	91	9.88	4	18 3642
185	240	M16	28	18.3	17	60	30	91	10.1	4	18 3644
185	240	M20	28	18.3	21	60	30	91	10	4	18 3645
240	300	M10	32	21	10.5	70	38	103	15.5	4	18 3646
240	300	M12	32	21	13	70	38	103	13.8	4	18 3647
240	300	M16	32	21	17	70	38	103	13.48	4	18 3648
240	300	M20	32	21	21	70	38	103	15	4	18 3649
300		M12	34	23.3	13	70	38	103	17.6	1	18 3650
300		M16	34	23.3	17	70	38	103	17.28	1	18 3651
300		M20	34	23.3	21	70	38	103	17.4	1	18 3652
400		M12	38	26	13	73	38	116	38	1	18 3653
400		M16	38	26	17	73	38	116	37.4	1	18 3654
400		M20	38	26	21	73	38	116	40.2	1	18 3655
500		M12	44	29	13	79	44	122	43.7	1	18 3656
500		M16	44	29	17	79	44	122	43.3	1	18 3657
500		M20	44	29	21	79	44	122	43	1	18 3658

AL compression connectors, DIN 46267, Part 2

made of E-Al, bare, for pre-rounded sm/se sector-shaped conductors

AL

Cross section rm/sm (mm^2)	Cross section se (mm^2)	Ident. No.	Inner ø mm	Length mm	Weight kg/100	PU/pcs.	Article no.
35	50	14	8	85	2.6	10	18 3860
50	70	16	9.8	85	3.2	10	18 3861
70	95	18	11.2	105	5.3	10	18 3862
95	120	22	13.2	105	7.6	10	18 3863
120	150	22	14.7	105	7.8	10	18 3864
150	185	25	16.3	125	10.7	10	18 3865
185	240	28	18.3	125	14.3	5	18 3866
240	300	32	21	145	20.3	5	18 3867
300	---	34	23.3	145	22.2	1	18 3868
400	---	38	26	210	40.8	1	18 3869

Compression cable lugs, Al-Cu

made of E-Al and E-Cu according to EN 13600, bare, barrier seal with solid Cu screw mounting link. Pipe dimensions according to DIN 46329, with compression markings. For screwing Al connections to Cu rails.
For strain-relieved connections of AL cables according to DIN 48201, Part 1 and AL conductors according to DIN EN 50182.
For pre-rounded sector-shaped conductors.

AL

Cross section rm/sm (mm^2)	Cross section se (mm^2)	Bolt ø	Ident. No.	D1 mm	D2 mm	B mm	L mm	Weight tot. kg/100	PU/pcs.	Article no.
25	35	M8	12	6.8	8.5	25	61	3.2	10	18 3910
25	35	M10	12	6.8	10.5	25	61	3.1	10	18 3911
25	35	M12	12	6.8	13	25	61	3	10	18 3912
35	50	M10	14	8	10.5	25	71	3.8	10	18 3914
35	50	M12	14	8	13	25	71	3.6	10	18 3915
50	70	M10	16	9.8	10.5	25	72	4.3	10	18 3918
50	70	M12	16	9.8	13	25	72	4.1	10	18 3919
70	95	M10	18	11.2	10.5	25	82	5.3	10	18 3923
70	95	M12	18	11.2	13	25	82	5.1	10	18 3924
95	120	M12	22	13.2	13	30	85	9.9	10	18 3928
95	120	M16	22	13.2	17	30	85	10.5	10	18 3930
120	150	M12	22	14.7	13	30	87	10.6	10	18 3932
120	150	M16	22	14.7	17	30	87	10	10	18 3934
150	185	M12	25	16.3	13	30	104	16.2	5	18 3937
150	185	M16	25	16.3	17	30	104	15.7	5	18 3939
185	240	M12	28	18.3	13	30	105	21.8	5	18 3942
185	240	M16	28	18.3	17	30	105	21.4	5	18 3944
240	300	M12	32	21	13	35	120	29.8	5	18 3946
240	300	M16	32	21	17	35	120	29	5	18 3948
300		M16	34	24.5	17	40	120	40.7	1	18 3951
300		M20	34	24.5	21	40	120	39.5	1	18 3952

AL-CU compression connectors, DIN 46267, Part 2

made of E-Al and E-Cu according to EN 13600, bare. For connections of
CU cables according to DIN 48201, ALU cables according to DIN 48201, Part 1 and ALU conductors DIN EN 50182.

AL

Cross sect. AL rm/sm (mm^2)	Cross sect. AL se (mm^2)	Cross sect. (mm^2)	Ident. No. AL	Ident. No. CU	AL mm	CU mm	Length mm	Weight CU kg/100	Weight tot. kg/100	PU/pcs.	Article no.
70	95	16	18	8	11.2	5.5	79	0.71	4.1	4	18 3420
70	95	25	18	10	11.2	7	79	0.89	3.95	4	18 3421
70	95	35	18	12	11.2	8.2	79	1.62	4.9	4	18 3422
70	95	50	18	14	11.2	10	85	2.36	5.7	4	18 3423
70	95	70	18	16	11.2	11.5	96	2.92	7.25	4	18 3424
70	95	95	18	18	11.2	13.5	95	4.96	9.36	4	18 3425
70	95	120	18	20	11.2	15.5	99	5.64	10.54	4	18 3426
95	120	16	22	8	13.2	5.5	79	0.71	6.15	4	18 3430
95	120	25	22	10	13.2	7	79	0.89	6.3	4	18 3431
95	120	35	22	12	13.2	8.2	79	1.52	6.8	4	18 3432
95	120	50	22	14	13.2	10	85	2.36	8.05	4	18 3433
95	120	70	22	16	13.2	11.5	87	3.11	8.2	4	18 3434
95	120	95	22	18	13.2	13.5	95	4.96	10.35	4	18 3435
95	120	120	22	20	13.2	15.5	95	5.64	11.55	4	18 3436
120	150	35	22	12	14.7	8.2	81	1.52	7.6	4	18 3440
120	150	50	22	14	14.7	10	87	2.36	7.9	4	18 3441
120	150	70	22	16	14.7	11.5	89	3.11	8.5	4	18 3442
120	150	95	22	18	14.7	13.5	97	4.86	11	4	18 3443
120	150	120	22	20	14.7	15.5	97	5.64	10.28	4	18 3444
150	185	16	25	8	16.3	5.4	92	0.71	7.8	4	18 3450
150	185	25	25	10	16.3	6.8	92	0.89	8	4	18 3451
150	185	35	25	12	16.3	8.2	92	1.62	8.4	4	18 3452
150	185	50	25	14	16.3	10	99	2.36	10.2	4	18 3453
150	185	70	25	16	16.3	11.5	100	3.11	10.35	4	18 3454
150	185	95	25	18	16.3	13.5	108	4.96	12.65	4	18 3455
150	185	120	25	20	16.3	15.5	108	5.64	13.9	4	18 3456
150	185	150	25	22	16.3	17	124	8.23	16.7	4	18 3457
185	240	50	28	14	18.3	10	99	2.36	12.1	1	18 3460
185	240	70	28	16	18.3	11.5	100	3.11	13	1	18 3461
185	240	95	28	18	18.3	13.5	108	4.96	14.45	1	18 3462
185	240	120	28	20	18.3	15.5	108	5.64	13.72	1	18 3463
185	240	150	28	22	18.3	17	113	8.23	19.55	1	18 3464
185	240	185	28	25	18.3	19	116	9.62	21	1	18 3465
240	300	50	32	14	21	10	110	2.36	16.5	1	18 3470
240	300	70	32	16	21	11.5	111	3.11	18	1	18 3471
240	300	95	32	18	21	13.5	119	4.96	19	1	18 3472
240	300	120	32	20	21	15.5	119	5.64	20.5	1	18 3473
240	300	150	32	22	21	17	124	8.23	23.3	1	18 3474
240	300	185	32	25	21	19	127	9.62	25.5	1	18 3475
240	300	240	32	28	21	21.5	128	12.71	30.1	1	18 3476
300	300	120	34	20	23.5	15.5	119	5.64	27.8	1	18 3480
300	300	150	34	22	23.5	17	124	8.23	31.1	1	18 3481
300	300	185	34	25	23.5	19	127	9.62	32.7	1	18 3482
300	300	240	34	28	23.5	21.5	128	12.71	37.5	1	18 3483
300	300	300	34	32	23.5	24.5	134	16.1	41.7	1	18 3484

Crimping cable lugs, ring-shaped, Cu, DIN 46234

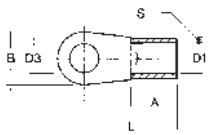

Technical data
- Material: ETP Cu according to DIN EN 13600
- Surface: galvanically tin-coated, other surfaces available upon request
- Especially suitable for finely stranded conductors according to IEC 228

Cross section (mm²)	Bolt ø (mm)	Nom. size acc. to DIN	D1	D3	A	B	L	S	Weight per 100 pcs. ~kg	PU/pcs.	Article no.
0.5 - 1	3	3 - 1	1.6	3.2	5	6	11	0.8	0.07	100	18 0400
	4	4 - 1	1.6	4.3	5	8	12	0.8	0.07	100	18 0402
	5	5 - 1	1.6	5.3	5	10	13	0.8	0.07	100	18 0403
1.5 - 2.5	3	3 - 2.5	2.3	3.2	5	6	11	0.8	0.07	100	18 0407
	4	4 - 2.5	2.3	4.3	5	8	12	0.8	0.08	100	18 0408
	5	5 - 2.5	2.3	5.3	5	10	14	0.8	0.09	100	18 0410
	6	6 - 2.5	2.3	6.5	5	11	16	0.8	0.11	100	18 0412
	8	8 - 2.5	2.3	8.4	5	14	17	0.8	0.13	100	18 0413
4 - 6	4	4 - 6	3.6	4.3	6	8	14	1	0.14	100	18 0416
	5	5 - 6	3.6	5.3	6	10	15	1	0.16	100	18 0418
	6	6 - 6	3.6	6.5	6	11	16	1	0.16	100	18 0420
	8	8 - 6	3.6	8.4	6	14	19	1	0.22	100	18 0422
	10	10 - 6	3.6	10.5	6	18	21	1	0.28	100	18 0423
10	5	5 - 10	4.5	5.3	8	10	16	1.1	0.23	100	18 0426
	6	6 - 10	4.5	6.5	8	11	17	1.1	0.25	100	18 0428
	8	8 - 10	4.5	8.4	8	14	20	1.1	0.3	100	18 0430
	10	10 - 10	4.5	10.5	8	18	21	1.1	0.35	100	18 0432
	12	12 - 10	4.5	13	8	22	23	1.1	0.43	100	18 0434
16	5	5 - 16	5.8	5.3	10	11	20	1.2	0.39	100	18 0436
	6	6 - 16	5.8	6.5	10	11	20	1.2	0.38	100	18 0438
	8	8 - 16	5.8	8.4	10	14	22	1.2	0.43	100	18 0440
	10	10 - 16	5.8	10.5	10	18	24	1.2	0.5	100	18 0442
	12	12 - 16	5.8	13	10	22	26	1.2	0.5	50	18 0444
25	5	5 - 25	7.5	5.3	11	12	25	1.5	0.7	100	18 0446
	6	6 - 25	7.5	6.5	11	12	25	1.5	0.69	100	18 0448
	8	8 - 25	7.5	8.4	11	16	25	1.5	0.75	100	18 0450
	10	10 - 25	7.5	10.5	11	18	26	1.5	0.8	50	18 0452
	12	12 - 25	7.5	13	11	22	31	1.5	0.92	100	18 0454
	16	16 - 25	7.5	17	11	28	35	1.5	0.92	100	18 0456
35	6	6 - 35	9	6.5	12	15	26	1.6	1.01	1	18 0458
	8	8 - 35	9	8.4	12	16	26	1.6	0.98	1	18 0460
	10	10 - 35	9	10.5	12	18	27	1.6	1	1	18 0462
	12	12 - 35	9	13	12	22	31	1.6	1.26	1	18 0464
	16	16 - 35	9	17	12	28	36	1.6	1.47	1	18 0466
50	6	6 – 50	11	6.5	16	18	34	1.8	1.75	1	18 0468
	8	8 – 50	11	8.4	16	18	34	1.8	1.68	1	18 0470
	10	10 – 50	11	10.5	16	18	34	1.8	1.6	1	18 0472
	12	12 – 50	11	13	16	22	36	1.8	1.8	1	18 0474
	16	16 – 50	11	17	16	28	40	1.8	2.1	1	18 0476
70	6	6 – 70	13	6.5	18	22	38	2	2.7	1	18 0478
	8	8 – 70	13	8.4	18	22	38	2	2.6	1	18 0480
	10	10 – 70	13	10.5	18	22	38	2	2.5	1	18 0482
	12	12 – 70	13	13	18	22	38	2	2.4	1	18 0484
	16	16 – 70	13	17	18	28	42	2	2.7	1	18 0486
95	8	8 – 95	15	8.4	20	24	42	2.5	4.02	1	18 0488
	10	10 – 95	15	10.5	20	24	42	2.5	3.92	1	18 0490
	12	12 – 95	15	13	20	24	42	2.5	3.9	1	18 0492
	16	16 – 95	15	17	20	28	44	2.5	3.7	1	18 0494
120	8	8 – 120	17	8.4	22	24	44	3	5.8	1	18 0496
	10	10 – 120	17	10.5	22	24	44	3	5.6	1	18 0498
	12	12 – 120	17	13	22	24	44	3	5.4	1	18 0500
	16	16 – 120	17	17	22	28	48	3	5.8	1	18 0502
150	10	10 – 150	19	10.5	24	30	50	3.2	7.7	1	18 0504
	12	12 – 150	19	13	24	30	50	3.2	7.6	1	18 0506
	16	16 – 150	19	17	24	30	50	3.2	7.5	1	18 0508
185	12	12 – 185	21	13	28	36	50	3.5	10.8	1	18 0510
	16	16 – 185	21	17	28	36	50	3.5	10.2	1	18 0512
240	12	12 - 240	23.5	13	32	38	56	4	14.70	1	18 0514
	16	16 - 240	23.5	17	32	38	56	4	14.30	1	18 0516

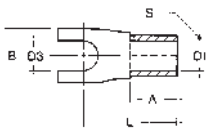

Crimping cable lugs, fork-shaped, Cu

Technical data
- Material: ETP Cu according to DIN EN 13600
- Surface: galvanically tin-coated
- Hard soldered ferrule seam
- For connections with strain relief

Cross section (mm²)	Bolt ø (mm)	D1	D3	A	B	L	S	Weight per 100 pcs. ~kg	PU/pcs.	Article no.
0.5 - 1	3	1.6	3.2	5	5.8	11	0.8	0.06	100	18 0520
	4	1.6	4.3	5	7	12	0.8	0.07	100	18 0522*
	5	1.6	5.3	5	9.6	13	0.8	0.07	100	18 0524*
1.5 - 2.5	3	2.3	3.2	5	5.8	11	0.8	0.06	100	18 0530*
	4	2.3	4.3	5	7	12	0.8	0.08	100	18 0532*
	5	2.3	5.3	5	9.6	13	0.8	0.09	100	18 0534*
	6	2.3	6.5	5	12	13	0.8	0.12	100	18 0536*
4 - 6	4	3.6	4.3	6	8.5	14	1	0.14	100	18 0540*
	5	3.6	5.3	6	9	14	1	0.16	100	18 0542*
	6	3.6	6.5	6	12.5	18	1	0.17	100	18 0544*
	8	3.6	8.4	6	15	21	1	0.2	100	18 0546*
10	5	4.5	5.3	7	10.5	17	1.1	0.22	100	18 0550
	6	4.5	6.5	7	10.5	17	1.1	0.25	100	18 0552
16	5	5.8	5.3	10	11	20	1.2	0.358	100	18 0560
	6	5.8	6.5	10	11	20	1.2	0.358	100	18 0562

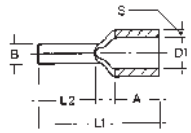

Crimping cable lugs, pin-shaped, Cu, 0.5 - 6 mm² acc. to DIN 46230

Technical data
- Material: ETP Cu according to DIN EN 13600
- Surface: galvanically tin-coated
- Hard soldered ferrule seam
- For connections with strain relief

Cross section (mm²)	Pin ø (mm)	L1	L2	D1	A	B	S	Weight per 100 pcs. ~kg	PU/pcs.	Article no.
0.5 - 1	1.8	17	10	1.8	5	1.9	0.8	0.06	100	18 0590*
1.5-2.5	2.3	17	10	2.3	5	1.9	0.8	0.07	100	18 0592*
4 - 6	3.4	20	11	3.6	6	2.7	0.8	0.15	100	18 0594*
10	4.5	24.5	11	4.3	10	4.3	1	0.27	100	18 0600*
16	6	29.5	15	5.4	11.5	5.8	1	0.42	100	18 0602*
25	7	33.5	15	6.7	13.5	6.8	1.2	0.66	100	18 0604
35	8	40.5	20	8.2	16	8	1.5	1.2	1	18 0606*
50	9.5	45	20	9.5	19	9.5	1.8	1.91	1	18 0608*
70	11	55	23	11.2	24	11	2	3	1	18 0610
95	12.5	55	23	13.5	24	12.5	2.5	4.3	1	18 0612

*The articles marked with an asterisk

Tubular cable lug sets

in a premium raaco set box with crimping pliers
Content:

255 assorted pieces:	PU	Article no.
• 25 tubular cable lugs 6 mm², M6		18 0694
• 25 tubular cable lugs 6 mm², M8		18 0696
• 25 tubular cable lugs 10 mm², M6		18 0702
• 25 tubular cable lugs 10 mm², M8		18 0704
• 25 tubular cable lugs 16 mm², M8		18 0712
• 25 tubular cable lugs 25 mm², M8		18 0722
• 25 tubular cable lugs 25 mm², M10		18 0724
• 20 tubular cable lugs 35 mm², M8		18 0732
• 20 tubular cable lugs 35 mm², M10		18 0734
• 20 tubular cable lugs 50 mm², M10		18 0742
• 20 tubular cable lugs 50 mm², M12		18 0744
• Crimping tool, 6 – 50 mm², hexagonal crimping		10 1882
Set box with tubular cable lugs	**1**	**18 1545**

Compression cable lug sets

in a premium raaco set box with crimping pliers
Content:

370 pieces, sorted:	PU	Article no.
• 50 compression cable lugs 6 mm², M5		18 3500
• 50 compression cable lugs 6 mm², M6		18 3501
• 50 compression cable lugs 10 mm², M5		18 3502
• 50 compression cable lugs 10 mm², M6		18 3503
• 25 compression cable lugs 16 mm², M8		18 3506
• 25 compression cable lugs 16 mm², M10		18 3507
• 25 compression cable lugs 25 mm², M8		18 3510
• 25 compression cable lugs 25 mm², M10		18 3511
• 20 compression cable lugs 35 mm², M8		18 3513
• 20 compression cable lugs 35 mm², M10		18 3514
• 15 compression cable lugs 50 mm², M10		18 3518
• 15 compression cable lugs 50 mm², M12		18 3519
• Crimping tool, 6 – 50 mm², hexagonal crimping		10 1883
Set box with compression cable lugs	**1**	**18 1546**

Insulated cable connectors

Crimping cable lugs, ring-shaped, Cu, insulated, DIN 46237, from 0.5 - 6 mm²

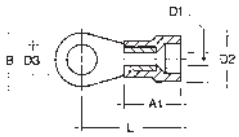

Technical data
- Material: ETP Cu according to DIN EN 13600
- Surface: galvanically tin-coated
- For connections with strain relief
- Insulated PA (polyamide, nylon), halogen-free
- Temperature resistance −60°C to +105°C
- Easy Entry allows the conductor to be inserted quickly and easily

Cross section (mm²)	Bolt ø (mm)	Nom. size acc. to DIN	Insu-lation colour	D1	D2	D3	A1	B	L	Weight per 100 pcs. ~kg	PU/pcs.	Article no.
0.1 - 0.4	2		yellow	1	3.2	2.3	10.5	5	14	0.02	100	18 0008
	3		yellow	1	3.2	3.2	10.5	5	16	0.03	100	18 0010
	4		yellow	1	3.2	4.3	10.5	6	17	0.04	100	18 0014
	5		yellow	1	3.2	5.3	10.5	8	18	0.05	100	18 0016
0.5 - 1	3	3 - 1	red	1.6	4.1	3.2	11.5	6	16	0.07	100	18 0020
	4	4 - 1	red	1.6	4.1	4.3	11.5	8	17	0.08	100	18 0024
	5	5 - 1	red	1.6	4.1	5.3	11.5	10	18	0.1	100	18 0026
	6		red	1.6	4.1	6.5	11.5	11	20	0.11	100	18 0028
	8		red	1.6	4.1	8.4	11.5	14	22	0.14	100	18 0027
	10		red	1.6	4.1	10.5	11.5	18	24	0.19	100	18 0029
1.5 - 2.5	3	3 - 2.5	blue	2.3	4.5	3.2	11.5	6	17	0.08	100	18 0030
	4	4 - 2.5	blue	2.3	4.5	4.3	11.5	8	18	0.09	100	18 0034
	5	5 - 2.5	blue	2.3	4.5	5.3	11.5	10	20	0.11	100	18 0036
	6	6 - 2.5	blue	2.3	4.5	6.5	11.5	11	22	0.12	100	18 0038
	8	8 - 2.5	blue	2.3	4.5	8.4	11.5	14	23	0.15	100	18 0040
	10		blue	2.3	4.5	10.5	11.5	18	25	0.21	100	18 0042
4 - 6	4	4 - 6	yellow	3.6	6.8	4.3	13	8	20	0.16	100	18 0050
	5	5 - 6	yellow	3.6	6.8	5.3	13	10	21	0.19	100	18 0052
	6	6 - 6	yellow	3.6	6.8	6.5	13	11	22	0.2	100	18 0054
	8	8 - 6	yellow	3.6	6.8	8.4	13	14	25	0.24	100	18 0056
	10	10 - 6	yellow	3.6	6.8	10.5	13	18	27	0.3	100	18 0058
10	5		red	4.5	8.6	5.3	16.5	10	24	0.29	100	18 0070
	6		red	4.5	8.6	6.5	16.5	11	25	0.3	100	18 0072
	8		red	4.5	8.6	8.4	16.5	14	28	0.34	50	18 0074
	10		red	4.5	8.6	10.5	16.5	18	29	0.41	50	18 0076
	12		red	4.5	8.6	13	16.5	22	31	0.49	50	18 0078
16	5		blue	5.8	9.6	5.3	21.5	11	30	0.494	50	18 0080
	6		blue	5.8	9.6	6.5	21.5	11	30	0.494	50	18 0082
	8		blue	5.8	9.6	8.4	21.5	14	32	0.592	50	18 0084
	10		blue	5.8	9.6	10.5	21.5	18	34	0.572	50	18 0086
	12		blue	5.8	9.6	13	21.5	22	36	0.768	50	18 0088

Crimping cable lugs, fork-shaped, Cu, insulated, DIN 46237 from 0.5 - 6 mm²

IS

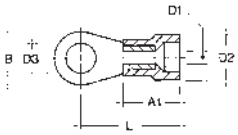

Technical data
- Material: ETP Cu according to DIN EN 13600
- Surface: galvanically tin-coated
- For connections with strain relief
- Insulated PA (polyamide, nylon), halogen-free
- Temperature resistance −60°C to +105°C
- Easy Entry allows the conductor to be inserted quickly and easily

Cross section (mm²)	Bolt ø (mm)	Nom. size acc. to DIN	Insulation colour	D1	D2	D3	A1	B	L	Weight per 100 pcs. ~kg	PU/pcs.	Article no.
0.1 - 0.4	3		yellow	1	3.2	3.3	10.5	5	16	0.04	100	18 0118
0.5 - 1	3	3 - 1	red	1.6	4.1	3.2	11.5	5.8	16	0.07	100	18 0120*
	4	4 - 1	red	1.6	4.1	4.3	11.5	7	17	0.08	100	18 0124*
	5	5 - 1	red	1.6	4.1	5.3	11.5	9.6	18	0.09	100	18 0126*
	6		red	1.6	4.1	6.5	11.5	11	20	0.1	100	18 0128*
1.5 - 2.5	3	3 - 2.5	blue	2.3	4.5	3.2	11.5	5.9	17	0.08	100	18 0140*
	4	4 - 2.5	blue	2.3	4.5	4.3	11.5	7	19	0.09	100	18 0144*
	5	5 - 2.5	blue	2.3	4.5	5.3	11.5	10	20	0.11	100	18 0146*
	6	6 - 2.5	blue	2.3	4.5	6.5	11.5	12	23	0.12	100	18 0148*
4 - 6	4	4 - 6	yellow	3.6	6.8	4.3	13	9	20	0.17	100	18 0160*
	5	5 - 6	yellow	3.6	6.8	5.3	13	9	21	0.19	100	18 0162*
	6	6 - 6	yellow	3.6	6.8	6.5	13	12.5	22	0.2	100	18 0164*
	8	8 - 6	yellow	3.6	6.8	8.4	13	15	25	0.24	100	18 0166*
	10	10 - 6	yellow	3.6	6.8	10.5	13	19.2	27	0.3	100	18 0168*
10	5		red	4.5	8.6	5.3	16.5	10.5	17	0.16	100	18 0170
	6		red	4.5	8.6	6.4	16.5	10.5	17	0.16	100	18 0172
16	6		blue	5.8	9.6	6.4	21.5	11	20	0.44	50	18 0174

Crimping cable lugs, pin-shaped, Cu, insulated, DIN 46231 from 0.5 – 6 mm²

IS

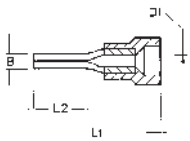

Technical data
- Material: ETP Cu according to DIN EN 13600
- Surface: galvanically tin-coated, other surfaces available upon request
- For connections with strain relief
- Insulated PA (polyamide, nylon), halogen-free
- Temperature resistance −60°C to +105°C
- Easy Entry allows the conductor to be inserted quickly and easily

Cross section (mm²)	Pin length (mm)	Nom. size	Insulation colour acc. to DIN	L1	L2	D1	B	Weight per 100 pcs. ~kg	PU/pcs.	Article no.
0.1 - 0.4	9		yellow	20	9	1	1	0.05	100	18 0220
0.5 - 1	10	1	red	22	10	1.6	1.9	0.08	100	18 0222*
1.5 - 2.5	10	2.5	blue	22	10	2.3	1.9	0.09	100	18 0224*
4 - 6	11	6	yellow	27	11	3.6	2.7	0.19	100	18 0226*
10	11		red	33	11	4.3	4.3	0.31	100	18 0227*
16	15		blue	38	15	5.4	5.5	0.49	100	18 0228*

*The articles marked with an asterisk

IS

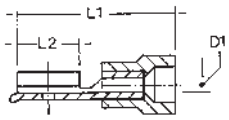

Blade receptacles, insulated, DIN 46245, Part 1 - 3, and similar designs

Technical data
- Material: CuZn (brass)
- Surface: galvanically tin-coated
- Insulated PA (polyamide, nylon), halogen-free
- Temperature resistance −60°C to +105°C
- Easy Entry allows the conductor to be inserted quickly and easily

Cross section (mm^2)	Connector size (mm)	Nom. size acc. to DIN	Insulation colour	L1	L2	D1	Weight per 100 pcs. ~kg	PU/pcs.	Article no.
0.5 - 1	2.8 x 0.5		red	17.5	8	1.6	0.07	100	18 0250*
	2.8 x 0.8		red	17.5	8	1.6	0.07	100	18 0252*
	4.8 x 0.5		red	18	6	1.6	0.09	100	18 0254*
	4.8 x 0.8	4.8 - 1	red	18	6	1.6	0.09	100	18 0256*
	6.3 x 0.8	6.3 - 1	red	22	7.5	1.6	0.11	100	18 0230*
1.5 - 2.5	2.8 x 0.5		blue	18	8	2.3	0.1	100	18 0236*
	2.8 x 0.8		blue	18	8	2.3	0.08	100	18 0238*
	4.8 x 0.5		blue	18	6	2.3	0.09	100	18 0258*
	4.8 x 0.8	4.8 - 2.5	blue	18	6	2.3	0.09	100	18 0260*
	6.3 x 0.8	6.3 - 2.5	blue	21	7.4	2.3	0.11	100	18 0232*
4 - 6	6.3 x 0.8	6.3 - 6	yellow	21	7.5	3.6	0.17	100	18 0234*
	9.5 x 1.2		yellow	26.5	12	3.6	0.26	100	18 0235

IS

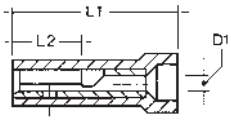

Blade receptacles, fully insulated

Technical data
- Material: CuZn (brass)
- Surface: galvanically tin-coated
- Insulation: fully insulated PA (polyamide, nylon), halogen-free
- Temperature resistance −60°C to +105°C
- Easy Entry allows the conductor to be inserted quickly and easily

Cross section (mm^2)	Connector size (mm)	Insulation colour	L1	L2	D1	Weight per 100 pcs. ~kg	PU/pcs.	Article no.
0.5 - 1	2.8 x 0.5	red	20	8	1.6	0.08	100	18 0241*
	2.8 x 0.8	red	20	8	1.6	0.1	100	18 0243*
	4.8 x 0.5	red	18	6	1.6	0.09	100	18 0244*
	4.8 x 0.8	red	18	6	1.6	0.09	100	18 0245*
	6.3 x 0.8	red	21	7.5	1.6	0.12	100	18 0240
1.5 - 2.5	2.8 x 0.5	blue	20	8	2.3	0.1	100	18 0246*
	2.8 x 0.8	blue	20	8	2.3	0.09	100	18 0247*
	4.8 x 0.5	blue	18	6	2.3	0.1	100	18 0248*
	4.8 x 0.8	blue	18	6	2.3	0.1	100	18 0249*
	6.3 x 0.8	blue	21	7.4	2.3	0.13	100	18 0242
4 - 6	4.8 x 0.5	yellow	18	6	2.3	0.15	100	18 0270
	4.8 x 0.8	yellow	18	6	2.3	0.15	100	18 0272
	6.3 x 0.8	yellow	21	7.5	3.6	0.19	100	18 0274*

*The articles marked with an asterisk

Blade receptacles with branch, insulated

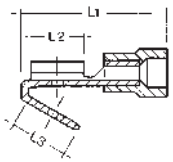

Technical data
- Material: CuZn (brass)
- Surface: galvanically tin-coated
- Insulated PA (polyamide, nylon), halogen-free
- Temperature resistance −60°C to +105°C
- Easy Entry allows the conductor to be inserted quickly and easily

Cross section (mm²)	Connector size (mm)	Insulation colour	L1	L2	D1	Weight per 100 pcs. ~kg	PU/pcs.	Article no.
0.5 - 1	6.3 x 0.8	red	22	7.5	8	0.15	100	18 0280
1.5 - 2.5	6.3 x 0.8	blue	22	7.5	8	0.15	100	18 0282
4 - 6	6.3 x 0.8	yellow	25	8	8	0.21	100	18 0284

Blade terminal, insulated

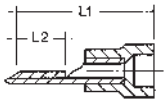

Technical data
- Material: CuZn (brass)
- Surface: galvanically tin-coated
- Insulated PA (polyamide, nylon), halogen-free
- Temperature resistance −60°C to +105°C
- Easy Entry allows the conductor to be inserted quickly and easily

Cross section (mm²)	Connector size (mm)	Insulation colour	L1	L2	D1	Weight per 100 pcs. ~kg	PU/pcs.	Article no.
0.5 - 1	2.8 x 0.8	red	14.6	5.5		0.09	100	18 0286
	4.8 x 0.8	red	18.5	6.5		0.08	100	18 0288
	6.3 x 0.8	red	22	7.5		0.1	100	18 0290
1.5 - 2.5	4.8 x 0.8	blue	18.5	6.5		0.09	100	18 0291
	6.3 x 0.8	blue	22	7.5		0.1	100	18 0292
4 - 6	6.3 x 0.8	yellow	22	7.5		0.16	100	18 0294

Circular sockets, insulated

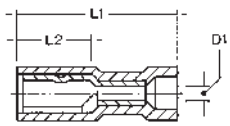

Technical data
- Material: CuZn (brass)
- Surface: galvanically tin-coated
- Insulated PA (polyamide, nylon), halogen-free
- Temperature resistance −60°C to +105°C
- Easy Entry allows the conductor to be inserted quickly and easily

Cross section (mm²)	Connector size (mm)	Insulation colour	L1	L2	D1	Weight per 100 pcs. ~kg	PU/pcs.	Article no.
0.5 - 1	4	red	24	13	1.6	0.12	100	18 0310*
1.5 - 2.5	5	blue	24	13	2.3	0.15	100	18 0312*
4 - 6	5	yellow	24	13	3.6	0.2	100	18 0314

*The articles marked with an asterisk

IS

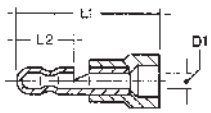

Pin terminal, insulated

Technical data
- Material: CuZn (brass)
- Surface: galvanically tin-coated
- For connections with strain relief and Cu inner sleeve
- Insulated PA (polyamide, nylon), halogen-free
- Temperature resistance −60°C to +105°C
- Easy Entry allows the conductor to be inserted quickly and easily

Cross section (mm²)	Connector size (mm)	Insulation colour	L1	L2	D1	Weight per 100 pcs. ~kg	PU/pcs.	Article no.
0.5 - 1	4	red	23	13	1.6	0.12	100	18 0300
1.5 - 2.5	5	blue	23	13	2.3	0.15	100	18 0302
4 - 6	5	yellow	25	13	3.6	0.2	100	18 0304

IS

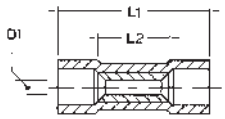

Parallel connectors, insulated

Technical data
- Material: ETP Cu according to DIN EN 13600
- Surface: galvanically tin-coated
- For connections with strain relief
- Insulation PVC/PE
- Temperature resistance −40 °C to +70 °C

Cross section (mm²)	Insulation material	Insulation colour	L1	L2	D1	Weight per 100 pcs. ~kg	PU/pcs.	Article no.
0.1 - 0.4	PE	yellow	13	5	1	0.06	100	18 0318
0.5 - 1	PVC	red	18	8	1.6	0.07	100	18 0320*
1.5 - 2.5	PVC	blue	19	8	2.3	0.09	100	18 0322*
4 - 6	PVC	yellow	21	9	3.6	0.14	100	18 0324

IS

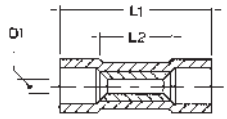

Butt connectors, insulated

Technical data
- Material: ETP Cu according to DIN EN 13600
- Surface: galvanically tin-coated
- For connections with strain relief
- Insulated PA (polyamide, nylon), halogen-free
- Temperature resistance −60 °C to +105 °C
- Easy Entry allows the conductor to be inserted quickly and easily
- **Not suitable for solid conductors**

Cross section (mm²)	Insulation colour	L1	L2	D1	Weight per 100 pcs. ~kg	PU/pcs.	Article no.
0.1 - 0.4	yellow	20	11	1	0.04	100	18 0328
0.5 - 1	red	25	15	1.6	0.13	100	18 0330
1.5 - 2.5	blue	25	15	2.3	0.14	100	18 0332
4 - 6	yellow	27	15	3.6	0.24	100	18 0334

IS

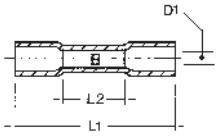

Butt connectors with shrink insulation

Technical data
- Material: ETP Cu according to DIN EN 13600
- Surface: galvanically tin-coated
- For connections with strain relief
- Polyolefin insulation with inner layer of hot-melt adhesive
- Shrinking temperature: +150 °C
- Temperature resistance −10 °C to +105 °C
- After shrinking the hot-melt adhesive forms a connection that insulates, resists ageing, relieves strain, and is water-tight.
- **Not suitable for solid conductors**

Cross section (mm²)	Insulation colour	L1	L2	D1	Weight per 100 pcs. ~kg	PU/pcs.	Article no.
0.5 - 1	red	37	15	1.6	0.12	100	18 0340
1.5 - 2.5	blue	37	15	2.3	0.15	100	18 0342
4 - 6	yellow	42	15	3.6	0.25	50	18 0346

Butt connectors with shrink insulation, for solid conductors, extended design

Due to the longer design of the copper ferrule and consequently the possibility to crimp the conductor twice, these connectors are also suitable for repairing damaged solid conductors.

Cross section (mm^2)	Insulation colour	L1	L2	D1	Weight per 100 pcs. ~kg	PU/pcs.	Article no.
1.5 - 2.5	blue	55	28	2.3	0.28	15	18 0352

Insulating cable lug sets in a premium raaco set box with crimping pliers

Content:	PU/pcs.	Article no.
135 pieces, sorted		
• 15 ring cable lugs DIN 46237, 0.5 – 1 mm^2, M4		18 0024
• 15 ring cable lugs DIN 46237, 1.5 – 2.5 mm^2, M4		18 0034
• 15 ring cable lugs DIN 46237, 1.5 – 2.5 mm^2, M5		18 0036
• 15 ring cable lugs DIN 46237, 4 – 6 mm^2, M5		18 0052
• 15 blade receptacles DIN 46245, 1.5 – 2.5 mm^2, 6.3 x 0.8 mm		18 0232
• 15 blade receptacles DIN 46245, 4 – 6 mm^2, 6.3 x 0.8 mm		18 0234
• 15 blade receptacles with branch, 1.5 – 2.5 mm^2, 6.3 x 0.8 mm		18 0282
• 15 blade terminals, insulated, 1.5 – 2.5 mm^2, 6.3 x 0.8 mm		18 0292
• 15 butt connectors, insulated, 1.5 – 2.5 mm^2		18 0332
• Crimping tool, 0.5 – 6 mm^2, oval crimp		10 1892
Set box with insulated cable lugs	1	18 1530

Content:	PU/pcs.	Article no.
500 pieces, sorted		
• 50 ring cable lugs DIN 46237, 0.5 – 1 mm^2, M4		18 0024
• 50 ring cable lugs DIN 46237, 0.5 – 1 mm^2, M5		18 0026
• 50 ring cable lugs DIN 46237, 1.5 - 2.5 mm^2, M5		18 0036
• 25 ring cable lugs DIN 46237, 4 – 6 mm^2, M5		18 0052
• 25 fork-shaped cable lugs DIN 46237, 0.5 – 1 mm^2, M4		18 0124
• 25 fork-shaped cable lugs DIN 46237, 1.5 – 2.5 mm^2, M5		18 0146
• 25 pin-type cable lugs DIN 46231, 0.5 – 1 mm^2, 9 mm		18 0222
• 25 pin-type cable lugs DIN 46231, 1.5 – 2.5 mm^2, 10 mm		18 0224
• 25 blade receptacles DIN 46245, 0.5 – 1 mm^2, 6.3 x 0.8 mm		18 0230
• 25 blade receptacles DIN 46245, 1.5 – 2.5 mm^2, 6.3 x 0.8 mm		18 0232
• 20 blade receptacles with branch, 0.5 – 1 mm^2, 6.3 x 0.8 mm		18 0280
• 20 blade receptacles with branch, 1.5 – 2.5 mm^2, 6.3 x 0.8 mm		18 0282
• 20 blade terminals, insulated, 0.5 – 1 mm^2, 6.3 x 0.8 mm		18 0290
• 20 blade terminals, insulated, 1.5 – 2.5 mm^2, 6.3 x 0.8 mm		18 0292
• 10 pin terminals, insulated, 0.5 – 1 mm^2, 4 mm		18 0300
• 10 pin terminals, insulated, 1.5 – 2.5 mm^2, 5 mm		18 0302
• 10 circular sockets, 0.5 – 1 mm^2, 4 mm		18 0310
• 10 circular sockets, 1.5 – 2.5 mm^2, 5 mm		18 0312
• 25 butt connectors, 0.5 – 1 mm^2		18 0330
• 20 butt connectors, 1.5 – 2.5 mm^2		18 0332
• 10 butt connectors, 4 – 6 mm^2		18 0334
• Crimping tool, 0.5 – 6 mm^2, oval crimp		10 1892
Set box with insulated cable lugs	1	18 1540

*The articles marked with an asterisk

FL NEW

Blade receptacles, non-insulated

Technical data
- Material: Brass, bare, DIN 46247
- Part 1 – 3 and similar designs

Cross section (mm²)	Connector size (mm)	Nominal size acc. to DIN	Length total mm	Weight per 100 pcs. ~kg	PU/pcs.	Article no.
0.5 - 1	6.3 x 0.8	6.3 - 1	20	0.085	100	18 1200
1.5 – 2.5	6.3 x 0.8	6.3 - 2.5	20	0.082	100	18 1202
4 - 6	6.3 x 0.8	6.3 - 6	20	0.1	100	18 1204

FL NEW



Blade receptacles with locking lug, not insulated

Technical data
- Material: brass, bare, DIN 46340
- For locking into housings

Cross section (mm²)	Connector size (mm)	Nominal size acc. to DIN	Length total mm	Weight per 100 pcs. ~kg	PU/pcs.	Article no.
0.5 - 1	6.3 x 0.8		20	0.085	100	18 1210
1.5 – 2.5	6.3 x 0.8		20	0.082	100	18 1212
4 - 6	6.3 x 0.8		20	0.1	100	18 1214

FL NEW

Blade receptacles with side conductor connection, not insulated

Technical data
- Material: brass, tin-coated

Cross section (mm²)	Connector size (mm)	Nominal size acc. to DIN	Length total mm	Weight per 100 pcs. ~kg	PU/pcs.	Article no.
0.5 - 1	6.3 x 0.8		15	0.08	100	18 1220
1.5 – 2.5	6.3 x 0.8		15	0.082	100	18 1222

FL NEW

Blade terminal, not insulated

Technical data
- Material: brass, bare, according to DIN 46248

Cross section (mm²)	Connector size (mm)	Nominal size acc. to DIN	Length total mm	Weight per 100 pcs. ~kg	PU/pcs.	Article no.
1.5 – 2.5	6.3 x 0.8	A 6.3 – 2.5	20	0.066	100	18 1224
1.5 – 2.5	6.3 x 0.8	B 6.3 – 2.5	28	0.09	100	18 1226

FL NEW

Insulated sleeves

Technical data
- for blade terminal connectors, not insulated

Cross section (mm²)	Nominal size acc. to DIN	Suitable for	Weight per 100 pcs. ~kg	PU/pcs.	Article no.
0.5 - 1	6.3	18 1200, 18 1202	0.035	100	18 1230
1.5 – 2.5	6.3	18 1224	0.03	100	18 1232
0.5 - 6		18 1200, 18 1202, 18 1204 18 1210, 18 1212, 18 1214	0.055	100	18 1234

Blade terminal, not insulated

Technical data
- Material: brass, bare
- Angled design

Design	Connector size (mm)	for bolts ø (mm)	Weight per 100 pcs. ~kg	PU/pcs.	Article no.
2 x 45°	6.3 x 0.8	M4	0.15	100	18 1240
1 x 45°	6.3 x 0.8	M4	0.085	100	18 1242
1 x 45°	6.3 x 0.8	M3.5	0.085	100	18 1244
1 x 45°	6.3 x 0.8	M5	0.085	100	18 1246

Blade terminal, not insulated

Technical data
- Material: brass, bare
- Straight design

Design	Connector size (mm)	for bolts ø (mm)	Weight per 100 pcs. ~kg	PU/pcs.	Article no.
straight	6.3 x 0.8	M4	0.086	100	18 1248
straight	6.3 x 0.8	M5	0.08	100	18 1250

Blade terminal, not insulated

Technical data
- Material: brass, bare
- For soldering into printed circuits
- Straight design

Design	Connector size (mm)	Grid dim (mm)	Length total (mm)	Weight per 100 pcs. ~kg	PU/pcs.	Article no.
angled 90°	2.8 x 0.5	6.3	13.3	0.025	100	18 1252
angled 90°	2.8 x 0.8	6.3	13.3	0.027	100	18 1254
straight	6.3 x 0.8	5	14	0.065	100	18 1256
angled 90°	6.3 x 0.8	5	20	0.085	100	18 1258

Plug connector, not insulated

Technical data
- Material: brass, bare

Design	Connector size (mm)	Angle	Length total (mm)	Weight per 100 pcs. ~kg	PU/pcs.	Article no.
3-way distributor (2 x male, 1 x female)	6.3 x 0.8	165°; 95°	17.8	0.015	100	18 1260
4-way distributor (3 x male, 1 x female)	6.3 x 0.8		21.2	0.02	100	18 1262

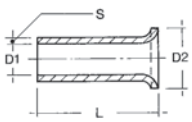

Wire end ferrules
Non-insulated wire end ferrules
DIN 46228 , part 1 and special dimensions

Technical data
- Material: ETP Cu according to DIN EN 13600
- Surface: galvanically tin-coated

Cross section (mm²)	Length L (mm)	D1	D2	S	Weight per 100 pcs. ~kg	PU/pcs.	Article no.
0.25	5	0.8	1.7	0.15	0.01	1000	18 2040
	7	0.8	1.7	0.15	0.01	1000	18 2042
0.34	5	0.9	1.8	0.15	0.01	1000	18 2046
	7	0.9	1.8	0.15	0.01	1000	18 2048
0.5	6	1	2.1	0.15	0.01	1000	18 2050
	8	1	2.1	0.15	0.01	1000	18 2051
	10	1	2.1	0.15	0.01	1000	18 2049
0.75	6	1.2	2.3	0.15	0.01	1000	18 2052
	10	1.2	2.3	0.15	0.01	1000	18 2054
	15	1.2	2.3	0.15	0.01	1000	18 2055
1	6	1.4	2.5	0.15	0.01	1000	18 2056
	8	1.4	2.5	0.15	0.01	1000	18 2057
	10	1.4	2.5	0.15	0.01	1000	18 2058
	12	1.4	2.5	0.15	0.01	1000	18 2059
1.5	7	1.7	2.8	0.15	0.01	1000	18 2060
	10	1.7	2.8	0.15	0.01	1000	18 2062
	12	1.7	2.8	0.15	0.02	1000	18 2064
	15	1.7	2.8	0.15	0.02	1000	18 2066
	18	1.7	2.8	0.15	0.02	1000	18 2067
2.5	7	2.2	3.4	0.15	0.01	1000	18 2070
	10	2.2	3.4	0.15	0.01	1000	18 2071
	12	2.2	3.4	0.15	0.01	1000	18 2072
	15	2.2	3.4	0.15	0.02	1000	18 2074
	20	2.2	3.4	0.15	0.02	1000	18 2075
4	9	2.8	4	0.2	0.02	1000	18 2078
	12	2.8	4	0.2	0.02	1000	18 2080
	15	2.8	4	0.2	0.02	250	18 2082
	20	2.8	4	0.2	0.03	250	18 2083
6	10	3.5	4.7	0.2	0.02	250	18 2085
	12	3.5	4.7	0.2	0.03	250	18 2086
	15	3.5	4.7	0.2	0.03	100	18 2088
	20	3.5	4.7	0.2	0.05	250	18 2089
10	12	4.5	5.8	0.2	0.06	100	18 2092
	15	4.5	5.8	0.2	0.07	250	18 2094
	18	4.5	5.8	0.2	0.08	100	18 2096
	25	4.5	5.8	0.2	0.09	250	18 2097
16	12	5.8	7.5	0.2	0.05	250	18 2100
	15	5.8	7.5	0.2	0.05	250	18 2102
	18	5.8	7.5	0.2	0.07	100	18 2104
	25	5.8	7.5	0.2	0.09	250	18 2103
	32	5.8	7.5	0.2	0.01	250	18 2105
25	12	7.3	9.5	0.22	0.06	100	18 2106
	15	7.3	9.5	0.22	0.07	100	18 2108
	18	7.3	9.5	0.22	0.09	100	18 2110
	25	7.3	9.5	0.22	0.12	100	18 2112
	32	7.3	9.5	0.22	0.14	100	18 2111
35	15	8.3	11	0.22	0.1	100	18 2113
	18	8.3	11	0.22	0.11	100	18 2114
	25	8.3	11	0.22	0.16	100	18 2115
	32	8.3	11	0.22	0.24	100	18 2119
50	18	10.3	13	0.3	0.17	100	18 2120
	22	10.3	13	0.3	0.2	100	18 2116
	32	10.3	13	0.3	0.31	100	18 2121
70	22	12.5	15	0.4	0.22	100	18 2123
	26	12.5	15	0.4	0.35	100	18 2118
	30	12.5	15	0.4	0.4	100	18 2124
	32	12.5	15	0.4	0.43	100	18 2125
95	25	14.5	17	0.4	0.4	100	18 2127
	30	14.5	17	0.4	0.47	25	18 2122
	32	14.5	17	0.4	0.48	25	18 2128
120	32	16.5	19	0.5	0.75	25	18 2129
	34	16.5	19	0.5	0.97	25	18 2126
	40	16.5	19	0.5	1.11	25	18 2131
150	32	18.5	21	0.5	0.95	25	18 2132
	40	18.5	21	0.5	1.3	25	18 2133
185	32	20	23.5	0.6	1.26	25	18 2134
	40	20	23.5	0.6	1.54	25	18 2135

Silver-plated design upon request.

Insulated wire end ferrules, in tapes

AE

Technical data
- Material: ETP Cu according to DIN EN 13600
- Surface: galvanically tin-coated
- Polypropylene insulation
- Temperature resistance −35 °C to +105 °C



Colour code according to DIN 46228, part 4

Cross section (mm²)	Length (mm)	Insulation colour	PU/pcs.	Article no.
0.5	14	white	500	18 4500
0.75	14	grey	500	18 4502
1	14	red	500	18 4504
1.5	14	black	500	18 4506
2.5	14	blue	400	18 4508

Colour row 1

Cross section (mm²)	Length (mm)	Insulation colour	PU/pcs.	Article no.
0.5	14	white	500	18 4460
0.75	14	blue	500	18 4462
1	14	red	500	18 4464
1.5	14	black	500	18 4466
2.5	14	grey	400	18 4468

Colour code 2

Cross section (mm²)	Length (mm)	Insulation colour	PU/pcs.	Article no.
0.5	14	orange	500	18 4480
0.75	14	white	500	18 4482
1	14	yellow	500	18 4484
1.5	14	red	500	18 4486
2.5	14	blue	400	18 4488

Insulated wire end ferrules according to DIN 46228, Part 4 and special dimensions

AE

Technical data
- Material: ETP Cu according to DIN EN 13600
- Surface: galvanically tin-coated
- Polypropylene insulation
- Temperature resistance −35 °C to +105 °C
- For effortless attachment to finely stranded copper conductors, prevents damage and fanning out

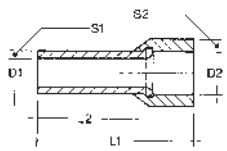



Cross section (mm²)	Lwithout insulation L2 (mm)	Total length L1 (mm)	D1	S1	S2	D2	Insulation colour	Weight per 100 pcs. ~kg	PU/pcs.	Article no.
0.5	6	12	1	0.15	0.25	2.6	white	0.01	100	18 2310
	8	14	1	0.15	0.25	2.6		0.01	100	18 2312
	10	16	1	0.15	0.25	2.6		0.01	100	18 2314
0.75	6	12	1.2	0.15	0.25	2.8	grey	0.01	100	18 2316
	8	14	1.2	0.15	0.25	2.8		0.01	100	18 2318
	10	16	1.2	0.15	0.25	2.8		0.01	100	18 2320
	12	18	1.2	0.15	0.25	2.8		0.01	100	18 2322
1	6	12	1.4	0.15	0.25	3	red	0.01	100	18 2324
	8	14	1.4	0.15	0.25	3		0.01	100	18 2326
	10	16	1.4	0.15	0.25	3		0.01	100	18 2328
	12	18	1.4	0.15	0.25	3		0.01	100	18 2330
1.5	8	14	1.7	0.15	0.25	3.5	black	0.01	100	18 2332
	10	16	1.7	0.15	0.25	3.5		0.01	100	18 2334
	12	18	1.7	0.15	0.25	3.5		0.02	100	18 2335
	18	24	1.7	0.15	0.25	3.5		0.02	100	18 2336



Insulated wire end ferrules according to DIN 46228, Part 4 and special dimensions

See previous page for description

Cross section (mm²)	L without insulation L2 (mm)	Total length L1 (mm)	D1	S1	S2	D2	Insulation colour	Weight per 100 pcs. ~kg	PU/pcs.	Article no.
2.5	8	15	2.2	0.15	0.25	4.2	blue	0.02	100	18 2338
	12	18	2.2	0.15	0.25	4.2		0.03	100	18 2340
	18	25	2.2	0.15	0.25	4.2		0.03	100	18 2342
4	10	17	2.8	0.2	0.3	4.8	grey	0.03	100	18 2344
	12	20	2.8	0.2	0.3	4.8		0.03	100	18 2346
	18	26	2.8	0.2	0.3	4.8		0.03	100	18 2348
6	12	20	3.5	0.2	0.3	6.3	yellow	0.06	100	18 2350
	18	26	3.5	0.2	0.3	6.3		0.06	100	18 2352
10	12	22	4.5	0.2	0.4	7.6	red	0.06	100	18 2354
	18	28	4.5	0.2	0.4	7.6		0.08	100	18 2356
16	12	24	5.8	0.2	0.4	8.8	blue	0.08	100	18 2358
	18	28	5.8	0.2	0.4	8.8		0.08	100	18 2360
25	16	30	7.3	0.2	0.4	11.2	yellow	0.13	50	18 2362
	22	36	7.3	0.2	0.4	11.2		0.16	50	18 2364
35	16	30	8.3	0.2	0.4	12.7	red	0.21	50	18 2366
	25	39	8.3	0.2	0.4	12.7		0.22	50	18 2368
50	20	36	10.3	0.3	0.5	15	blue	0.30	50	18 2370
	25	40	10.3	0.3	0.5	15		0.35	50	18 2372
70	21	37	13.5	0.4	0.6	16	yellow	0.67	25	18 2374
95	25	44	14.7	0.4	0.6	18	red	0.67	25	18 2376
120	27	48	16.7	0.45	0.7	20	blue	0.93	25	18 2378
150	32	58	19	0.5	1	23	yellow	1.06	25	18 2380

Insulated wire end ferrules, dimensions according to DIN 46228, Part 4, colour row 1

Technical data
- Material: ETP Cu according to DIN EN 13600
- Surface: galvanically tin-coated
- Polypropylene insulation
- Temperature resistance –35 °C to +105 °C
- For effortless attachment to finely stranded copper conductors, prevents damage and fanning out

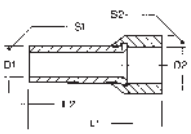

Cross section (mm²)	L without insulation L2 (mm)	Total length L1 (mm)	D1	S1	S2	D2	Insulation colour	Weight per 100 pcs. ~kg	PU/pcs.	Article no.
0.25	6	10	0.8	0.15	0.25	1.8	violet	0.01	100	18 0988
	8	12	0.8	0.15	0.25	1.8		0.01	100	18 0990
0.34	6	10	0.9	0.15	0.25	2	pink	0.01	100	18 0992
	8	12	0.9	0.15	0.25	2		0.01	100	18 0994
0.5	6	12	1	0.15	0.25	2.6	white	0.01	100	18 0996
	8	14	1	0.15	0.25	2.6		0.01	100	18 0998
	8	14	1	0.15	0.25	2.6		0.01	500	18 4998
	10	16	1	0.15	0.25	2.6		0.01	100	18 0999
0.75	6	12	1.2	0.15	0.25	2.8	blue	0.01	100	18 0940
	8	14	1.2	0.15	0.25	2.8		0.01	100	18 1000
	8	14	1.2	0.15	0.25	2.8		0.01	500	18 5000
	10	16	1.2	0.15	0.25	2.8		0.01	100	18 1001
	12	18	1.2	0.15	0.25	2.8		0.01	100	18 0942
1	6	12	1.4	0.15	0.25	3	red	0.01	100	18 0944
	8	14	1.4	0.15	0.25	3		0.01	100	18 1002
	8	14	1.4	0.15	0.25	3		0.01	500	18 5002
	10	16	1.4	0.15	0.25	3		0.01	100	18 1003
	12	18	1.4	0.15	0.25	3		0.02	100	18 0946
1.5	8	14	1.7	0.15	0.25	3.5	black	0.01	100	18 1004
	8	14	1.7	0.15	0.25	3.5		0.01	500	18 5004
	10	16	1.7	0.15	0.25	3.5		0.01	100	18 0948
	12	18	1.7	0.15	0.25	3.5		0.02	100	18 0949

Insulated wire end ferrules, dimensions according to DIN 46228, part 4, colour code 1

See previous page for description

Cross section (mm²)	L without insulation L2 (mm)	Total length L1 (mm)	D1	S1	S2	D2	Insulation colour	Weight per 100 pcs. ~kg	PU/pcs.	Article no.
	18	24	1.7	0.15	0.25	3.5		0.02	100	18 1005
	18	24	1.7	0.15	0.25	3.5		0.02	500	18 5005
2.5	8	15	2.2	0.15	0.25	4.2	grey	0.02	100	18 1006
	8	15	2.2	0.15	0.25	4.2		0.02	500	18 5006
	12	18	2.2	0.15	0.25	4.2		0.03	100	18 0950
	18	25	2.2	0.15	0.25	4.2		0.03	100	18 1007
	18	25	2.2	0.15	0.25	4.2		0.03	500	18 5007
4	10	17	2.8	0.2	0.3	4.8	orange	0.03	100	18 1008
	10	17	2.8	0.2	0.3	4.8		0.03	500	18 5008
	12	20	2.8	0.2	0.3	4.8		0.03	100	18 0952
	18	26	2.8	0.2	0.3	4.8		0.04	100	18 1009
	18	26	2.8	0.2	0.3	4.8		0.04	500	18 5009
6	12	20	3.5	0.2	0.3	6.3	green	0.06	100	18 1010
	12	20	3.5	0.2	0.3	6.3		0.06	500	18 5010
	18	26	3.5	0.2	0.3	6.3		0.06	100	18 1012
	18	26	3.5	0.2	0.3	6.3		0.06	500	18 5012
10	12	22	4.5	0.2	0.3	7.6	brown	0.06	100	18 1014
	12	22	4.5	0.2	0.3	7.6		0.06	500	18 5014
	18	28	4.5	0.2	0.3	7.6		0.08	100	18 1016
	18	28	4.5	0.2	0.3	7.6		0.08	500	18 5016
16	12	24	5.8	0.2	0.4	8.8	ivory	0.08	100	18 1018
	12	24	5.8	0.2	0.4	8.8		0.08	500	18 5018
	18	28	5.8	0.2	0.4	8.8		0.08	100	18 1020
	18	28	5.8	0.2	0.4	8.8		0.08	500	18 5020
25	16	30	7.3	0.2	0.4	11.2	black	0.13	50	18 1022
	22	36	7.3	0.2	0.4	11.2		0.16	50	18 1023
35	16	30	8.3	0.2	0.4	12.7	red	0.21	1	18 1024
	25	39	8.3	0.2	0.4	12.7		0.22	1	18 1025
50	20	36	10.3	0.3	0.5	15.0	blue	0.30	1	18 1026
	25	40	10.3	0.3	0.5	15.0		0.35	1	18 1027

Insulated wire end ferrules, dimensions according to DIN 46228, part 4, colour code 2

Technical data
- Material: ETP Cu according to DIN EN 13600
- Surface: galvanically tin-coated
- Insulation: Polypropylene
- Temperature resistance −35 °C to +105 °C
- For effortless attachment to finely stranded copper conductors, prevents damage and fanning out

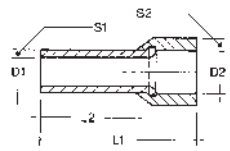

Cross section (mm²)	L without insulation L2 (mm)	Total length L1 (mm)	D1	S1	S2	D2	Insulation colour	Weight per 100 pcs. ~kg	PU/pcs.	Article no.
0.25	6	10	0.8	0.15	0.25	1.8	light blue	0.01	100	18 2188
	8	12	0.8	0.15	0.25	1.8		0.01	100	18 2190
0.34	6	10	0.9	0.15	0.25	2	turquoise	0.01	100	18 2192
	8	12	0.9	0.15	0.25	2		0.01	100	18 2194
0.5	6	12	1	0.15	0.25	2.6	orange	0.01	100	18 2196
	8	14	1	0.15	0.25	2.6		0.01	100	18 2198
	10	16	1	0.15	0.25	2.6		0.01	100	18 2199
0.75	6	12	1.2	0.15	0.25	2.8	white	0.01	100	18 2140
	8	14	1.2	0.15	0.25	2.8		0.01	100	18 2200
	10	16	1.2	0.15	0.25	2.8		0.01	100	18 2201
	12	18	1.2	0.15	0.25	2.8		0.01	100	18 2242
1	6	12	1.4	0.15	0.25	3	yellow	0.01	100	18 2244
	8	14	1.4	0.15	0.25	3		0.01	100	18 2202
	10	16	1.4	0.15	0.25	3		0.01	100	18 2203
	12	18	1.4	0.15	0.25	3		0.02	100	18 2246
1.5	8	14	1.7	0.15	0.25	3.5	red	0.01	100	18 2204
	10	16	1.7	0.15	0.25	3.5		0.01	100	18 2248
	12	18	1.7	0.15	0.25	3.5		0.02	100	18 2249
	18	24	1.7	0.15	0.25	3.5		0.02	100	18 2205
2.5	8	14	2.2	0.15	0.25	4.2	blue	0.02	100	18 2206
	12	18	2.2	0.15	0.25	4.2		0.03	100	18 2250
	18	25	2.2	0.15	0.25	4.2		0.03	100	18 2207

Insulated wire end ferrules, dimensions according to DIN 46228, part 4, colour code 2

Cross section (mm²)	L without insulation L2 (mm)	Total length L1 (mm)	D1	S1	S2	D2	Insulation colour	Weight per 100 pcs. ~kg	PU/pcs.	Article no.
4	10	17	2.8	0.2	0.3	4.8	grey	0.03	100	18 2208
	12	20	2.8	0.2	0.3	4.8		0.03	100	18 2252
	18	26	2.8	0.2	0.3	4.8		0.04	100	18 2209
6	12	20	3.5	0.2	0.3	6.3	black	0.06	100	18 2210
	18	26	3.5	0.2	0.3	6.3		0.06	100	18 2212
10	12	22	4.5	0.2	0.4	7.6	ivory	0.06	100	18 2214
	18	28	4.5	0.2	0.4	7.6		0.08	100	18 2216
16	12	24	5.8	0.2	0.4	8.8	green	0.08	100	18 2218
	18	28	5.8	0.2	0.4	8.8		0.08	100	18 2220
25	16	30	7.3	0.2	0.4	11.2	brown	0.13	50	18 2222
	22	36	7.3	0.2	0.4	11.2		0.16	50	18 2223
35	16	30	8.3	0.2	0.4	12.7	beige	0.21	50	18 2224
	25	39	8.3	0.2	0.4	12.7		0.22	50	18 2225
50	20	36	10.3	0.3	0.5	15	olive	0.35	50	18 2226
	25	40	10.3	0.3	0.5	15		0.35	50	18 2227

ZAE

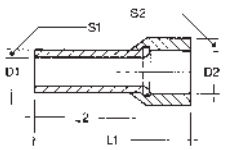

Insulated twin wire end ferrules

Technical data
- Material: ETP Cu according to DIN EN 13600
- Surface: galvanically tin-coated
- Polypropylene insulation
- Temperature resistance –35 °C to +105 °C
- For effortless work with 2 finely stranded copper conductors, prevents damage and fanning out

Colour row according to DIN 46228, part 4

Cross section (mm²)	L without insulation L2 (mm)	Total length L1 (mm)	D1	S1	S2	D2	Insulation colour	Weight per 100 pcs. ~kg	PU/pcs.	Article no.
2 x 0.5	8	15	1.5	0.15	0.25	2.5	white	0.03	100	18 2460
2 x 0.75	8	15	1.8	0.15	0.25	2.8	grey	0.03	100	18 2462
	10	17	1.8	0.15	0.25	2.8		0.03	100	18 2464
2 x 1	8	15	2	0.15	0.25	3.4	red	0.04	100	18 2466
	10	17	2	0.15	0.25	3.4		0.04	100	18 2468
2 x 1.5	8	16	2.3	0.15	0.25	3.6	black	0.02	100	18 2470
	12	20	2.3	0.15	0.25	3.6		0.03	100	18 2472
2 x 2.5	10	18.5	2.9	0.2	0.25	4.2	blue	0.07	100	18 2474
	13	21.5	2.9	0.2	0.25	4.2		0.08	100	18 2476
2 x 4	12	23	3.8	0.2	0.3	4.9	grey	0.11	100	18 2478
2 x 6	14	26	4.9	0.2	0.3	5.9	yellow	0.09	100	18 2480
2 x 10	14	26	6.5	0.2	0.4	7.2	red	0.13	100	18 2482
2 x 16	14	30	8.3	0.2	0.4	9.6	blue	0.13	100	18 2484
Colour row 1										
2 x 0.5	8	15	1.5	0.15	0.25	2.5	white	0.03	100	18 2400
2 x 0.75	8	15	1.8	0.15	0.25	2.8	blue	0.03	100	18 2402
	10	17	1.8	0.15	0.25	2.8		0.03	100	18 2404
2 x 1	8	15	2	0.15	0.25	3.4	red	0.04	100	18 2406
	10	17	2	0.15	0.25	3.4		0.04	100	18 2408
2 x 1.5	8	16	2.3	0.15	0.25	3.6	black	0.02	100	18 2410
	12	20	2.3	0.15	0.25	3.6		0.03	100	18 2412
2 x 2.5	10	18.5	2.9	0.2	0.25	4.2	grey	0.07	100	18 2414
	13	21.5	2.9	0.2	0.25	4.2		0.08	100	18 2416
2 x 4	12	23	3.8	0.2	0.3	4.9	orange	0.11	100	18 2418
2 x 6	14	26	4.9	0.2	0.3	5.9	green	0.09	100	18 2420
2 x 10	14	26	6.5	0.2	0.4	7.2	brown	0.13	100	18 2422
2 x 16	14	30	8.3	0.2	0.4	9.6	ivory	0.13	100	18 2424
Colour code 2										
2 x 0.5	8	15	1.5	0.15	0.25	2.5	orange	0.03	100	18 2430
2 x 0.75	8	15	1.8	0.15	0.25	2.8	white	0.03	100	18 2432
	10	17	1.8	0.15	0.25	2.8		0.03	100	18 2434
2 x 1	8	15	2	0.15	0.25	3.4	yellow	0.04	100	18 2436
	10	17	2	0.15	0.25	3.4		0.04	100	18 2438
2 x 1.5	8	16	2.3	0.15	0.25	3.6	red	0.02	100	18 2440
	12	20	2.3	0.15	0.25	3.6		0.03	100	18 2442
2 x 2.5	10	18.5	2.9	0.2	0.25	4.2	blue	0.07	100	18 2444
	13	21.5	2.9	0.2	0.25	4.2		0.08	100	18 2446
2 x 4	12	23	3.8	0.2	0.3	4.9	grey	0.11	100	18 2448
2 x 6	14	26	4.9	0.2	0.3	5.9	black	0.09	100	18 2450
2 x 10	14	26	6.5	0.2	0.4	7.2	ivory	0.13	100	18 2452
2 x 16	14	30	8.3	0.2	0.4	9.6	green	0.13	100	18 2454

Insulated wire end ferrules for short-circuit-proof and short-to-ground-proof conductors (NSGAFÖU), colour code according to DIN 46228, part 4

Technical data
- Material: ETP Cu according to DIN EN 13600
- Surface: galvanically tin-coated
- Polypropylene insulation
- Temperature resistance −35 °C to +110 °C
- With large plastic collar for accepting conductors with thick insulation

Cross section (mm^2)	L without insulation L2 (mm)	Total length L1 (mm)	D1	S1	S2	D2	Insulation colour	Weight per 100 pcs. ~kg	PU/pcs.	Article no.
1.5	8	17.5	1.8	0.15	0.25	7	black	0.02	100	18 2500
	10	19.5	1.8	0.15	0.25	7		0.03	100	18 2502
2.5	8	17.5	2.3	0.15	0.25	7.9	blue	0.03	100	18 2504
	12	21.5	2.3	0.15	0.25	7.9		0.04	100	18 2506
4	10	19.5	2.9	0.2	0.3	7.9	grey	0.04	100	18 2508
6	12	23	3.6	0.2	0.3	8.7	yellow	0.07	100	18 2510
10	12	24	4.6	0.2	0.3	10.2	red	0.08	100	18 2512
16	12	25.5	6	0.2	0.3	12.5	blue	0.11	100	18 2514

Non-insulated wire end ferrule sets

in a practical dispenser, 2500 pieces, sorted

Content:			PU/pcs.	Article no.
• 500 pieces	0.50 mm^2	6 mm long		
• 500 pieces	0.75 mm^2	6 mm long		
• 500 pieces	1 mm^2	6 mm long		
• 500 pieces	1.50 mm^2	7 mm long		
• 500 pieces	2.50 mm^2	7 mm long		
Dispenser with non-insulated wire end ferrules			1	18 1520

in raaco - PSC Vario 240 set box, with crimping pliers CIMCO article no. 10 1906, 3500 pieces, sorted

Content:				
• 1000 pieces	0.75 mm^2	6 mm long		
• 1000 pieces	1 mm^2	6 mm long		
• 750 pieces	1.50 mm^2	7 mm long		
• 750 pieces	2.50 mm^2	7 mm long		
Set box with non-insulated wire end ferrules			1	18 1510

in raaco PSC Vario 340 set box, with universal notch pliers CIMCO article no. 10 1904, 4350 pieces, insulated

Content:				
• 1000 pieces	1 mm^2	6 mm long		
• 1000 pieces	1.50 mm^2	7 mm long		
• 1000 pieces	2.50 mm^2	7 mm long		
• 500 pieces	4 mm^2	9 mm long		
• 500 pieces	6 mm^2	12 mm long		
• 250 pieces	10 mm^2	18 mm long		
• 100 pieces	16 mm^2	18 mm long		
Set box with non-insulated wire end ferrules			1	18 1512

Insulated wire end ferrule sets

400 pieces, sorted, in a practical dispenser, stackable

Content:				
• 50 pieces	0.5 mm^2	8 mm long		
• 100 pieces	0.75 mm^2	8 mm long		
• 100 pieces	1 mm^2	8 mm long		
• 100 pieces	1.5 mm^2	8 mm long		
• 50 pieces	2.5 mm^2	8 mm long		
Colour row 1			1	18 1502
Colour code 2			1	18 1503
Colour code DIN			1	18 1504

100 pieces, sorted, in a practical dispenser, stackable

Content:				
• 50 pieces	4 mm^2	10 mm long		
• 20 pieces	6 mm^2	12 mm long		
• 20 pieces	10 mm^2	12 mm long		
• 10 pieces	16 mm^2	12 mm long		
Colour row 1			1	18 1505
Colour code 2			1	18 1506
Colour code DIN			1	18 1507

Modular plugs

for telecommunication and data networks, quality plugs for at least 500 plug cycles, contacts with 50 µ inches (1.27 micrometres) gold-plated, housing made of flame-retardant polycarbonate, tensile load-bearing capacity cable to plug at least 89 N.

Unshielded modular plugs (at least cat. 3)

suitable for flat and round cables

for flexible conductors

Designation	Number of positions	Number of contacts	PU/pcs.	Article no.
RJ 10	4	4	100	18 3000
RJ 11	6	4	100	18 3002
RJ 12	6	6	100	18 3004
RJ 45	8	8	50	18 3008

For solid conductors

Designation	Number of positions	Number of contacts	PU/pcs.	Article no.
RJ 45	8	8	50	18 3010

Shielded modular plugs (at least cat. 5e)

suitable for round cables, includes a threading ridge for each plug for easily placing the conductor in the correct crimping position, for crimping with CIMCO crimping pliers CIMCO article no. 10 6201.

for flexible conductors and solid conductors

Designation	Number of positions	Number of contacts	PU/pcs.	Article no.
RJ 45	8	8	50	18 3012

Kink protection sleeve for modular plugs

can be opened and closed again at any time, can be subsequently attached to and removed from plug, for shielded and unshielded modular plugs RJ 45, for round cables up to 6 mm ø

black	25	18 3020	
red	25	18 3022	
white	25	18 3024	
blue	25	18 3026	
yellow	25	18 3028	

Service case NETZWERKTECHNIK I

raaco-CARRY-LITE 55 service case containing:

DATA STRIP insulation stripper	1	12 0092
ECONOMY insertion tool	1	11 8017
Crimping pliers 4, 6, 8 pin, unshielded	1	10 6200
Crimping pliers 8 pin, shielded	1	10 6201
Modular plug 4 pin RJ 10, unshielded	100	18 3000
Modular plug 6 pin RJ 12 unshielded	100	18 3004
Modular plug 8 pin RJ 45, unshielded for flexible conductors	50	18 3008
Modular plug 8 pin RJ 45 shielded	50	18 3012
Anti-kink sleeves for modular plugs, black	25	18 3020
Anti-kink sleeves for modular plug, red	25	18 3022
413 x 330 x 55	1	18 1300

Service case NETZWERKTECHNIK II

raaco-CARRY-LITE 55 service case containing:

Modular plug 4 pin RJ 10, unshielded	100	18 3000
Modular plug 6 pin RJ 12 unshielded	100	18 3004
Modular plug 8 pin RJ 45, unshielded for flexible conductors	50	18 3008
Modular plug 8 pin RJ 45 shielded	50	18 3012
Anti-kink sleeves for modular plugs, black	25	18 3020
Anti-kink sleeves for modular plug, red	25	18 3022
Roll of hook & loop tape, 16 mm wide x 25 mm long, black	1	18 1922
413 x 330 x 55	1	18 1302

Photovoltaic connector system

Using this new photovoltaic connector saves time and effort on the construction site.
The CIMCO connector system is compatible with the MC4 market standard and fits all common solar cables from 2.5 mm² to 6 mm².
Consisting of a plug and socket connection system, including plastic housing; each package contains 100 connector- crimp contacts as well as plastic housing in a polythene bag and 100 connector–crimp contacts as well as plastic housing in a polythene bag.
Specifications:
2.5 to 6 mm², voltage range: 1000 V, current capacity: 30 A (4 mm², 6 mm²), contact resistance of the connector system: 5 mΩ, diameter of the plug contact: 4 mm, protection class: IP 67, temperature range: -40 °C / +85 °C, insulation material: PC/PA, contact material: copper, silver-plated, safety class: II, certification: TÜV, crimping range: 2.5 – 6 mm²

	100	18 0000

Photovoltaic MC3 adapter system

Adapter set for plugging onto MC3 contacts, for crimping with MC4-compatible tools 1.5 to 4 mm²
Consisting of an MC3 plug and socket adapter system, including plastic housing; each package contains 1 plug-crimp contacts as well as plastic housing and 1 socket–crimp contact as well as plastic housing.
Specifications:
Pin dimensions: ø 3.0 mm, cable diameter: ø 5.0 mm to ø 8.0 mm, cable cross section: 1.5 4.0 mm², AWG 16/14/12, contact type: stamp roll contact, nominal voltage: 1000 V DC, nominal current: 25 A at 70 °C / 20 A at 85 °C, contact resistance: <5 mΩ Ohm, protection class: IP 67, temperature range: -40 °C / + 90 °C, certification: TÜV

	1	18 0003

Photovoltaic MC4 unlocking tool

Unlocking tool for releasing the plug connection of photovoltaic connectors.

	1	18 0004	

Photovoltaic MC4 Y-distributor

Y-distributor on an MC4-basis.
Specifications:
Pin dimensions: ø 4.0 mm, contact type: stamp roll contact, nominal voltage: 1000 V DC, nominal current: 30 A at 70 °C / 25 A at 85 °C, contact resistance: <5 mΩ Ohm, protection class: IP 67, temperature range: -40 °C / +90 °C, certification: TÜV

MMF = 1 x female input and 2 x male outputs	1	18 0005	
FFM = 1 x male input and 2 x female outputs	1	18 0006	

Earthing terminal SOLFIL

CIMCO's secure and permanent solution for earthing PV panels. The choice for simple and permanent protection. It is necessary to protect photovoltaic panels by earthing. It should be permanent and guarantee protection against the effects of lightning strikes and electromagnetic disturbances over the entire service life. The connection series offers you solutions that are adapted to the various types of photovoltaic panels. A secure earthing connection is produced by establishing and optimal electrical contact between the panel housing and the earthing conductor. The module frames are made of anodised aluminium, or whose surface is treated in another way. These surface treatments protect against rust but are not conductive. Thanks to the series, electrical contact with the aluminium of the panel is possible. Either by a thread on the screwed models or secured through the recessed thread with bolt connection with the help of a serrated washer that scrapes off the anodising when tightened. The connection is secured by tightening the earthing conductor with a maximum cross section of 10 mm². With an insulated conductor you have to remove the insulation on 30 mm. The models are made of stainless steel which guarantees outstanding rust protection and galvanic compatibility with the aluminium.

Attachment to an existing bore

with bolts, each bore ø 6 mm (0.26"). The serrated washer ensures the electrical contact.
Cross section range of the earthing conductor in mm² [multi-stranded or solid]: 4, 6, 10, 4+4, 6+6

	100	18 8012	

Attachment to an existing bore

with self-tapping screw, each bore ø 4 mm (0.16").
Cross section range of the earthing conductor in mm² [multi-stranded or solid]: 4, 6, 10, 4+4, 6+6

	1	18 8014	

Attachment outside the bore

with self-drilling screw.
Cross section range of the earthing conductor in mm² [multi-stranded or solid]: 4, 6, 10, 4+4, 6+6

	1	18 8016	

Attachment outside the bore

with self-drilling screw.
Cross section range of the earthing conductor in mm² [multi-stranded or solid]: 16, 16+4, 16+6, 25

	1	18 8018	

Stainless steel (VA) tubular cable lugs

• Material: V2A
• Temperature resistant up to 400 °C
• Resistant to acid and rust
• Ring shaped
- Especially suitable for earthing and lightning protection of aluminium support and frame elements in the photovoltaic field.
- The stainless steel cable lug can be used to connect copper conductors to aluminium elements, since VA steel does not react corrosively or electrochemically with either of these materials.

When commercially available tubular copper cable lugs are used, the less precious metal (in this case aluminium) can be successively stripped away under the influence of moisture and voltage and thus destroy the frame profiles!

Nom. Cross section mm²	Fixing bolts ø	Weight / 100 pieces in kg			
4 - 6	M 8	0.28	100	18 8686	
10	M 8	0.78	100	18 8704	
10	M 10	0.77	100	18 8705	
16	M 8	0.6	50	18 8712	
16	M 10	0.6	50	18 8714	

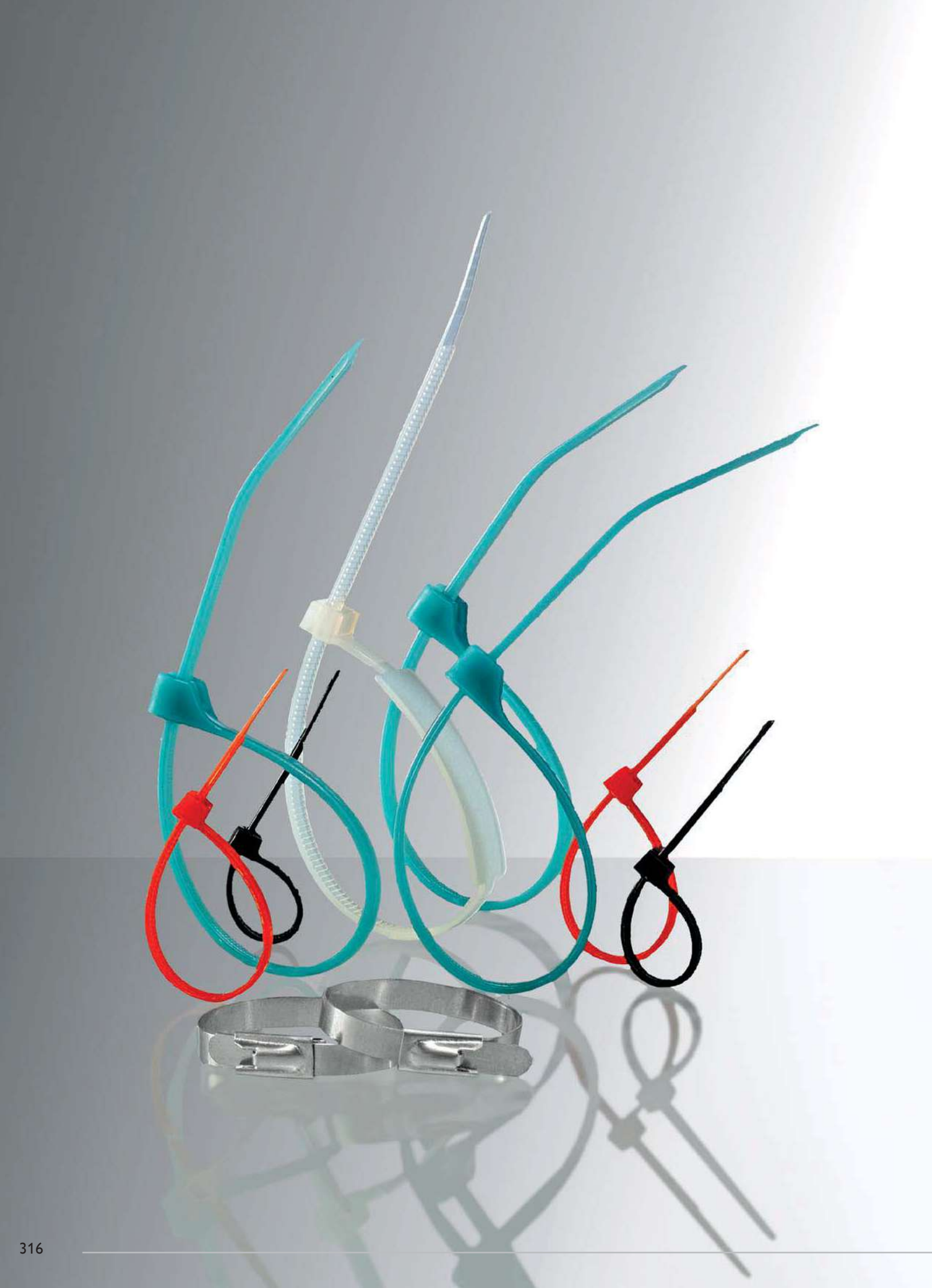

CABLE TIES, HOOK & LOOP TAPE

Whether standard, releasable or steel cable ties:

We offer tested quality at good prices.

Steel cable ties with ball-lock are resistant to corrosion and radiation, antimagnetic and extremely resistant to high 3temperatures.

Hook & loop tape belt with synthetic eyelet and hookless belt end to quickly open the tie.

Colour cable ties for marking and labelling.

	Design		PU	Article no.

UNDERWRITERS LABORATORIES INC.

GERMANISCHER LLOYD

Cable ties

Raw material:

Pure polyamide 6.6 (PA 6.6, nylon) with no recycling material content, raw materials procured solely from leading quality manufacturers, colours: natural or black (RAL 9011) through enrichment with carbon (carbon black).

Material properties:

Self-extinguishing according to UL 94-V2, melting point +260 °C, halogen-free, silicon-free, non-toxic, food-safe according to Recommendation "X" (10) BGA (German Health Authority), non-conductive, high abrasion resistance, low frictional resistance, impact-resistant, recyclable. Black cable ties retain the moisture in the plastic, thus preventing embrittlement, hardening and fragility. Black cable ties are thus suitable for outdoor application and weatherproof for at least two years.

Chemical resistance:

Resistant to (among others) oils, petroleum products (e.g. petrol, kerosene, fats and lubricants), hydrocarbons (e.g. lower alcohols, acetone), cleaning agents and solvents, alkalis, mould, salt water. Conditionally resistant among others, to strongly diluted acids. Non-resistant to, amongst others, phenols, oxidising chemicals, formic acid, phosphoric acid, chlorine, chloric acids (e.g. hydrochloric acid, butanoic acid), benzoic acid, mineral acids.

Processing conditions and conditions of use:

Installation temperature (during installation) -10 °C to +80 °C, continuous service temperature (following installation) -40 °C to +105 °C, possible changes in length depending on temperature (between -20 °C and +100 °C) maximum ± 1.5 %, depending on relative air humidity (between 25 % and 100 %) maximum ± 3 %, no changes in length due to ageing if cable ties are not under load.

Important when storing cable ties:

Before use, store cable ties in the sealed packaging, to prevent drying out in a cool, not exceedingly dry place, away from sources of heat. Naturally coloured cable ties can turn yellow after an extended period of time due to temperature-dependent oxidation. This will not affect performance properties.

Packaging:

Packaged in plastic transparent foil, 100 % recyclable, vacuum sealed.

Authorisations and Certifications of Quality:

Products comply with ISO EN 62275, the IEC Standard IEC 92-101, flame retardant according to UL 94-V2, "Yellow Card" certification from Underwriters Laboratories Inc., self-extinguishing in accordance with UL 94, flame class 94V-2, self-extinguishing in accordance with ISO 1210, flame class FV-2, minimum retention strength in accordance with MIL-S-23190 E standard.

natural colour

Width mm	Length mm	Cable harness ø mm	Minimal tensile strength kp	N	PU	Article no.
2.5	75	2 – 16	9	88	100	18 1360
	100	2 – 24			100	18 1361
	135	2 – 35			100	18 1362
	160	2 – 42			100	18 1402
	200	2 – 55			100	18 1363
3.5	140	2.5 – 36	18	176	100	18 1364
	200	2.5 – 55			100	18 1404
	280	2.5 – 80			100	18 1378
4.5	160	2.5 – 40	22	216	100	18 1365
	180	3 – 45			100	18 1366
	200	3 – 51			100	18 1367
	250	5 – 70			100	18 1379
	280	5 – 76			100	18 1368
	360	5 – 101			100	18 1369
	380	5 – 110			100	18 1408
7.5	180	5 – 46	60	588	100	18 1371
	240	5 – 64			100	18 1372
	280	5 – 76			100	18 1377
	360	5 – 101			100	18 1373
	450	18 – 132			100	18 1374
	540	20 – 160			100	18 1375
	750	32 – 222			100	18 1376
9.0	780	20 – 235	80	784	100	18 1390
	920	40 – 280			100	18 1391
	1220	50 – 375			100	18 1394
12.5	500	10 – 140	110	1080	50	18 1392
	750	40 – 225			50	18 1393
	1000	40 – 300			50	18 1395

Design		PU	Article no.		

Cable ties

black (RAL 9011) = weather-proof design, conditionally UV resistant

Width	Length	Cable harness	Minimal tensile strength				
mm	mm	ø mm	kp	N			
2.5	75	2 – 16	9	88	100	18 1860	
	100	2 – 24			100	18 1861	
	135	2 – 35			100	18 1862	
	160	2 – 42			100	18 1802	
	200	2 – 55			100	18 1863	
3.5	140	2.5 – 36	18	176	100	18 1864	
	200	2.5 – 55			100	18 1804	
	280	2.5 – 80			100	18 1878	
4.5	160	2.5 – 40	22	216	100	18 1865	
	180	3 – 45			100	18 1866	
	200	3 – 51			100	18 1867	
	250	5 – 70			100	18 1879	
	280	5 – 76			100	18 1868	
	360	5 – 101			100	18 1869	
7.5	180	5 – 46	60	588	100	18 1871	
	240	5 – 64			100	18 1872	
	280	5 – 76			100	18 1877	
	360	5 – 101			100	18 1873	
	450	18 – 132			100	18 1874	
	540	20 – 160			100	18 1875	
	750	32 – 222			100	18 1876	
9.0	780	20 – 235	80	784	100	18 1890	
	920	40 – 280			100	18 1891	
	1220	50 – 375			100	18 1894	
12.5	500	10 – 140	110	1080	50	18 1892	
	750	40 – 225			50	18 1893	
	1000	40 – 300			50	18 1895	

Releasable cable ties

made of polyamide 6.6, after opening re-usable as often as required, simple release by pressing a finger on the tab

natural colour

Width	Length	Bundle	Minimal tensile strength				
mm	mm	ø mm	kp				
7.5	200	up to 50	36		100	18 1490	
	280	up to 76	36		100	18 1491	
	360	up to 100	36		100	18 1492	

black (RAL 9011) = weather-proof design, UV resistance

7.5	200	up to 50	36		100	18 1495	
	280	up to 76	36		100	18 1496	
	360	up to 100	36		100	18 1497	

	Design				PU	Article no.

Coloured cable ties

for labelling and marking

Width mm	Length mm	Cable harness ø mm	Minimal tensile strength kp	N	PU	Article no.
red (RAL 3000)						
2.5	100	2 – 24	9	88	100	18 1450
3.5	140	2.5 – 36	18	176	100	18 1452
4.5	200	3 – 51	22	216	100	18 1454
	280	5 – 76			100	18 1456
blue (RAL 5002)						
2.5	100	2 – 24	9	88	100	18 1460
3.5	140	2.5 – 36	18	176	100	18 1462
4.5	200	3 – 51	22	216	100	18 1464
	280	5 – 76			100	18 1466
green (RAL 6024)						
2.5	100	2 – 24	9	88	100	18 1470
3.5	140	2.5 – 36	18	176	100	18 1472
4.5	200	3 – 51	22	216	100	18 1474
	280	5 – 76			100	18 1476
yellow (RAL 1021)						
2.5	100	2 – 24	9	88	100	18 1480
3.5	140	2.5 – 36	18	176	100	18 1482
4.5	200	3 – 51	22	216	100	18 1484
	280	5 – 76			100	18 1486

Other colours available upon request. Please inquire for minimum order quantity, price and delivery times.

Cable ties with labelling surface

made of polyamide 6.6, natural colour



Width mm	Length mm	Cable harness ø mm	Size Labelling surface mm x mm		PU	Article no.
2.5	100	4.0 - 18	8 x 25		100	18 1420
2.5	200	4.0 - 50	8 x 25		100	18 1422
4.8	190	15 - 50	10 x 28		100	18 1424
4.8	270	15 - 75	10 x 28		100	18 1426

Printed cable ties

Cable ties can be custom printed, also with logo, serial numbers and variable printing ink colour.
For special marking, registration and labelling of cables, equipment and many other components, including closure and tamper-proof sealing of packages, envelopes, sacks, etc. For use in electrical engineering, machine- and vehicle construction, logistics, food and pharmaceutical industries, public authorities, etc. For cable ties of any length with at least 1 mm thickness, min. order quantity per printing order 30,000 cable ties.
We are happy to advise you about technical details and questions of processing, delivery times, pricing etc.

Plug-in cable ties

Cable ties made from polyamide 6.6, black, self-extinguishing according to UL 94 V-2, with expansion anchor head for fast and safe installation in drill holes (approx. 5 mm ø) by means of force fitting, affixing and bundling of cables in one working step, especially suited for use in vehicle and engine construction, as well as the aerospace industry.

Width mm	Length mm	Cable harness ø mm	Minimal tensile strength kp	N	PU	Article no.
3.5	140	max. 32	18	176	100	18 1850

Design		PU	Article no.

Cable ties with steel tongue

made of polyamide 6.6, with corrosion-resistant, anti-magnetic, stainless steel tongue

Width	Length	Cable harness	Minimal tensile strength			
mm	mm	ø mm	kp	N		
natural colour						
2.5	100	2 – 16	8	80	100	18 1338
	200	2 – 50			100	18 1336
2.4	356	2 – 102			100	18 1337
3.5	140	2 – 29	18	180	100	18 1339
	200	2 – 50			100	18 1340
	280	2 – 76			100	18 1341
3.6	368	2 – 103			100	18 1342
4.5	200	3.5 – 54	22	220	100	18 1343
	290	3.5 – 78			100	18 1344
	360	3.5 – 102			100	18 1345
7.5	360	6 – 90	55	540	50	18 1347
7.0	762	6 – 229			50	18 1348
black						
2.5	100	2 – 16	8	80	100	18 1738
	200	2 – 50			100	18 1736
2.4	356	2 – 102			100	18 1737
3.5	140	2 – 29	18	180	100	18 1739
	200	2 – 50			100	18 1740
	280	2 – 76			100	18 1741
3.6	368	2 – 103			100	18 1742
4.5	200	3.5 – 54	22	220	100	18 1743
	290	3.5 – 78			100	18 1744
	360	3.5 – 102			100	18 1745
7.5	360	6 – 90	55	540	50	18 1747
7.0	762	6 – 229			50	18 1748

Packaging unit 1000 pieces upon request.



	Design				PU	Article no.

Heat-resistant cable ties

special additives to the raw material create permanently temperature-resistant cable ties up to +130 °C, properties otherwise the same as standard cable ties, basic material pure polyamide 6.6 without recycling content, colour pale green.

Width mm	Length mm	Cable harness ø mm	Minimal tensile strength kp	N	PU	Article no.
3.5	140	2.5 - 36	18	176	100	18 1710
4.5	200	3 - 51	22	216	100	18 1712
	280	5 - 76			100	18 1713
	360	5 - 101			100	18 1714
7.5	360	5 - 101	60	588	100	18 1716

UV and cold-resistant cable ties

Continual exposure to UV radiation and cold causes standard cable ties to become brittle. They will eventually crack following continuous exposure. The addition of special carbons increases the service life of UV-resistant cable ties by approx. a factor of ten, for up to 10 years when used correctly. They are also cold-resistant to -40 °C. These cable ties are thus ideal for outdoor use and at continuously low temperatures. Flammability rating according to UL 94 HB, colour black (RAL 9011).

Width mm	Length mm	Cable harness ø mm	Minimal tensile strength kp	N	PU	Article no.
3.5	140	2.5 - 36	16	158	100	18 1720
4.5	200	3 - 51	20	194	100	18 1722
	280	5 - 76			100	18 1723
	360	5 - 101			100	18 1724
7.5	360	5 - 101	54	529	100	18 1726

Flame-resistant, self-extinguishing cable ties

for use in areas requiring especially high flame retardant properties. Flame retardant according to UL 94 V-0: The flame-retardant material must not burn longer than 10 seconds nor ignite combustible materials underneath it. Halogen-free, can be used in a temperature range of –20 °C to +80 °C. Colour milk white.

Width mm	Length mm	Cable harness ø mm	Minimal tensile strength kp	N	PU	Article no.
3.5	140	2.5 - 36	14	140	100	18 1728
	280	5 - 76			100	18 1731
	360	5 - 101			100	18 1732
7.5	360	5 - 101	48	470	100	18 1734

TEFZEL® cable ties

Cable ties made from ethylene tetrafluorethylene copolymer. Very high resistance to UV radiation, radioactivity, many aggressive chemicals (incl. acids, alkalis, oxidising agents, metal salt solutions, oils, fats), weatherproof, does not absorb water, heat-stable and flame-retardant (UL 94 V 0), operating temperature -50 °C to +150 °C, the ideal tie for use in nuclear power plants, the chemical industry, refineries, etc.

Width mm	Length mm	Cable harness ø mm	Minimal tensile strength kp	N	PU	Article no.
4.8	186	46	100		100	18 1487
	360	104	100		100	18 1488
7.0	338	85	320		100	18 1489

NEW

Detectable cable ties

Cable ties developed especially for food or pharmaceutical industry, detectable due to added metal filings which mean even the smallest fragments can be detected with a metal detector or x-ray machine. Base material pure polyamide 6.6, halogen and silicone-free, self-extinguishing. Flammability class UL 94 HB, temperature resistant: -25 °C to +65 °C, colour code blue.

Width mm	Length mm	Bundle ø mm	Minimal tensile strength kp	N	PU	Article no.
2.5	100	24	8	80	100	18 1750
3.5	140	36	18	180	100	18 1752
4.5	200	51	22	220	100	18 1754
4.5	280	76	22	220	100	18 1756
4.5	380	110	22	220	100	18 1758
7.5	360	101	55	550	100	18 1760

Design		PU	Article no.

Fastening element for cable ties

natural colour

Fastening	Dimensions mm	or cable ties up to max. mm width	for screw up to ø mm		
For screwing					
	20 x 10	4.8	4	100	18 1380
	30 x 15	9.0	4	100	18 1389
For bonding					
Adhesive (self-adhesive) + screw, natural colours					
	19 x 19	3.6	4	100	18 1382
Adhesive (self-adhesive) + screw, black					
	19 x 19	3.6	4	100	18 1882
Adhesive (self-adhesive) + screw, natural colours					
	27 x 27	4.8	4	100	18 1384
Adhesive (self-adhesive) + screw, black					
	27 x 27	4.8	4	100	18 1884

Cable clips

Suitable for fastening and release at any time of one or several hoses, round cables and lines of different diameters. Especially suitable when laying cables on very smooth, hard surfaces and in places difficult to access, where the use of normal fastening elements / cable ties is not possible.
Made from polyamide 6.6, natural colour, self-adhesive.
Black available on request.

Length mm	Width mm	Height mm	max. cable ø mm		
19	19	10	5	100	18 1381
26	26	13	10	100	18 1383
26	26	18	15	100	18 1385

Wall dowel cable tie holder

for fastening cables, cable bundles, pipes etc. on masonry, for drilled holes 7 to 8 mm in diameter, screw-on head for easy adjustment of height and alignment of the holding block, distance from cable to wall approx. 12 mm

for cable ties up to 9 mm in width	10 x 13	100	18 1386

Assembly dowels for cable ties

A journal mount, which is knocked into a drill hole in the wall, ø 6 or 8 mm.
The protruding head allows a cable bundle to be fastened at a specific distance from the wall.
With heads stabilised with strong fins for perfect hold and cable tie widths up to 9 mm.
basic material pure polyamide 6.6, halogen and silicone-free, self-extinguishing.
Flammability class of base material UL 94 V-2, temperature resistance: -40 °C to +85°C,
Colour code black

Head width mm	Head length mm	Head height mm	Length mm	Drill hole		
14.0	11.0	6.3	36.0	6.0	100	18 1762
14.0	11.0	6.3	43.0	8.0	100	18 1764

Spiral bands

To bundle and protect cables in cable manufacturing, in the electronics industry, as well as in switch cabinet, controller, and plant engineering. For efficient and tidy bundling and laying of cables, wiring, cable harnesses, and wire bundles. Also for protecting cables from abrasion or other damage, as well as for stiffening cable harnesses. Customised lengths possible, thus no material wastage. Easily adaptable to different bundle diameters, re-openable and reusable. In the case of spiral bands wound at a distance, the material usage is lower, the cable bundles are more flexible and branches consisting of one or more cables are possible at any point without problem. Ideal for subsequent winding around cable bundles.
Made of polyethylene (PE), temperature-resistant from −20°C to +65°C, flame resistant, halogen-free, silicone-free
1 roll each = 10 m length.

Bundle ø mm	Coil width mm	Outer ø mm			
natural colour					
4 – 20	7.0	6		1	18 6200
6 – 60	11.4	10		1	18 6202
9 – 70	13.9	12		1	18 6204
12 – 80	15.0	15		1	18 6206
15 – 100	18.2	19		1	18 6208
25 - 130	19.6	24		1	18 6210
black					
4 – 20	7.0	6		1	18 6220
6 – 60	11.4	10		1	18 6222
9 – 70	13.9	12		1	18 6224
12 – 80	15.0	15		1	18 6226
15 – 100	18.2	19		1	18 6228
25 - 130	19.6	24		1	18 6230

Adjustable cable tie clamping and cutting tool

In pistol format for cable ties with a width of 2.2 mm to 4.8 mm, clamping strength adjustable to max. 12 kg and with automatic cutting tool. Weight 303 g.

adjustable	175 mm	1	10 1930

Cable tie clamping and cutting tool HEAVY DUTY

Made of sheet steel for cable ties with a width of 2.3 mm to 12.5 mm, with integrated cutting tool.
Weight 320 g.

heavy duty version	195 mm	1	10 1931

Cable tie bag

for all standard cable ties, sewn in hard-wearing, double padded material, with elastic band retainer and belt loop function. When removing individual cable ties from the bag, the elastic band prevents the ties remaining in the bag from falling out.

	280 x 70 x 45 mm	1	17 0120

Design	Size mm	PU	Article no.

Steel cable ties

made from stainless steel 316 (DIN 1.4401), with ball lock, resistant to corrosion and radiation, anti-magnetic, extremely resistant to high temperatures (steel −80°C to +538°C) and aggressive chemicals, steel thickness 0.25 mm, spec./approval UL. For use in machine and vehicle construction, signalling systems, shipbuilding and mining, in the food and chemical industries, in power plants, subways, buildings, switch cabinets, on oil rigs etc.

Width mm	Length mm	Cable harness ø mm	Minimal tensile strength kp	N	PU	Article no.
4.6	100	20	56	550	100	18 6000
	125	27			100	18 6001
	150	44			100	18 6002
	200	50			100	18 6003
	290	75			100	18 6004
	360	102			100	18 6005
	520	152			25	18 6006
7.9	200	50	122	1200	100	18 6010
	290	75			100	18 6011
	360	102			100	18 6012
	520	152			25	18 6013
	680	203			50	18 6014
	840	254			25	18 6015
	1000	318			25	18 6016
12.0	290	75	224	2200	25	18 6020
	360	102			25	18 6021
	520	152			25	18 6022
	680	203			25	18 6023
	840	254			25	18 6024
	1000	318			25	18 6025

with protective cable coating made from epoxy resin polyester, halogen-free, black

Width mm	Length mm	Cable harness ø mm	Minimal tensile strength kp	N	PU	Article no.
4.6	100	20	56	550	100	18 6100
	150	44			100	18 6102
	200	50			100	18 6103
	290	75			100	18 6104
	360	102			100	18 6105
	520	152			25	18 6106
7.9	200	50	122	1200	100	18 6110
	290	75			100	18 6111
	360	102			100	18 6112
	520	152			25	18 6113
	680	203			25	18 6114
	840	254			25	18 6115
	1000	318			25	18 6116
12.0	290	75	224	2200	25	18 6120
	360	102			25	18 6121
	520	152			25	18 6122
	680	203			25	18 6123
	840	254			25	18 6124
	1000	318			25	18 6125

Clamping tool

made of steel, for clamping steel ties up to 12 mm in width, even with protective cable coating, with rotating cutter for burr-free cutting edges

Length mm	PU	Article no.
205	1	10 1935

NEW



SLE steel ties

Ladder cable ties made of stainless steel AISI 316, self-locking with locking mesh, non-releasable. No slipping or sliding effect when tie is pulled tight. Coated with black polyester, UV-stabilised and halogen-free, anti-magnetic, resistant to corrosion and radiation, extremely resistant to high temperatures and aggressive chemicals. Approvals: DNV-GL, Lloyds Register, UL; steel thickness 7.0 mm = 0.30 mm / 12.0 mm = 0.35 mm. Temperature resistant: Steel -80°C to +538°C; Polyester -80°C to +150°C

Width mm	Length mm	Bundle ø mm	Minimal tensile strength N	PU	Article no.
7.0	150	45	445	100	18 6130
7.0	225	70	445	100	18 6132
7.0	300	95	445	100	18 6134
7.0	360	105	445	100	18 6136
7.0	450	140	445	50	18 6138
7.0	610	190	445	50	18 6140
12.0	200	50	890	100	18 6142
12.0	360	100	890	100	18 6144
12.0	450	135	890	50	18 6146
12.0	610	185	890	50	18 6148
12.0	750	230	890	25	18 6150

Hook & loop ties (Hook & loop tape cable ties and retaining strips)

Areas of application:

For bundling, fastening, affixing, and many other uses. Especially suitable for the installation of sensitive cables (network cabling, telecommunications, fibre optic cables) and whenever frequent closing and opening of the ties is required (e.g. pre-assembly of cable harnesses).

Special product features:

Soft, flexible surface for minimum pressure on cable bundles, avoids unintentional damage of cables due to sharp or hard edges, even and flush contact over the entire circumference of the cable bundle, hook & loop closure technique adheres in any position, easy to open and close, quick installation without the use of tools, high tensile and shearing strength, adjustable, multiple-use, low wear for long service life, durable, non-fading colours, washable with no risk of damage, light-resistant, UV-resistant and sweat-
resistant, waterproof and resistant to saltwater, no wastage during use, in a range of dimensions.

Hook & loop tape belt with synthetic eyelet

made of woven polyamide, in two colours red/black to facilitate use, belt end without hook to open the tie quickly, suitable for up to 10,000 tie openings, tensile strength 260 N/cm, thickness approx. 2 mm (the minimum tensile load given is valid with at least 50 mm band overlap), silicone- and halogen-free.

Width mm	Length mm	PU	Article no.
25	240	10	18 1900
25	300	10	18 1902
25	360	10	18 1904

Hook & loop tape

made of black, extruded polyamide velour laminate, tensile strength min. 120 N/cm, thickness approx. 1.4 mm, self-adhesive “back-to-back”, suitable for approx. 200 actuations. Apart from the standard colour black, also available in white, red, blue, green, yellow. Please enquire about minimum order quantity, delivery time approx. 8 weeks.

Hook & loop ties with tab, cut to binding lengths for common electrical installations

Width mm	Length mm	PU	Article no.
7	200	25	18 1910
13	200	25	18 1912
16	300	25	18 1914

Design		PU	Article no.		

Hook & loop tape

Hook & loop ties on rolls, roll length 25 m, tensile strength min. 120 N/cm, custom-cut lengths

Width mm	Length m		PU	Article no.	
13	25		1 roll	18 1920	
16	25		1 roll	18 1922	
20	25		1 roll	18 1924	
25	25		1 roll	18 1926	
30	25		1 roll	18 1928	

Self-adhesive hook & loop tape

self-adhesive hook and loop tape. Ideal for individual and secure fastenings and yet always separable. Hook & loop tape can simply be cut to the desired length, according to requirements.
Material strength min. 210 N/cm, shear strength 10.3 N/cm , approx. 10,000 actuations possible.
Adhesive: rubber-resin based, temperature range: -15° C to +90° C
Supplied in dispenser box, each with one roll of hook and loop tape

Width mm	Length m		PU	Article no.	
20	10		1	18 1980	
50	25		1	18 1982	

Nächster Prüftermin
Nächster Prüftermin
L2
Nicht schalten! Es wird gearbeitet!
Entfernen des Schildes nur durch:

MARKINGS AND SIGNS

Inspection stickers are used in quality assurance (QA) processes, in association with legally stipulated inspections and in accident prevention.

The inspection stickers consist of tamper-proof document film.

Warning labels and prohibition signs made of plastic.

Cable markers for simple, fast and permanent identification of cables.

Basic stickers made of document film are resistant to water, aliphatic solvents and petroleum-based oils and fats.

	Design		Size mm	PU	Article no.	

Markings

Self-laminating cable markers

Cable markers for simple, fast and permanent identification of cables.
Clear PV 006, self-adhesive soft PVC film, 0.08 mm thick. Protects the inscription block from mechanical influences. The marker consists of a patented and transparent press-on section, white inscription surface, transparent protective section. Temperature-resistant from −30 °C to +120 °C, durable adhesive power, high UV resistance. Resistant to dirt, moisture, alcohol, petroleum-based oils. Inscription with pencil, pen, printer etc.
Pocket format

Title block mm	Maximum Cable ø mm	Pieces per pack	Length mm			
25 x 25	14	60	75	1	18 2650	
25 x 25	38	30	150	1	18 2652	
25 x 25	63	30	250	1	18 2654	
Sheet						
10 x 23	7	40	38	1	18 2656	
25 x 23	14	20	75	1	18 2658	

Hand inscription labels

Self-adhesive inscription labels in yellow woven fabric for tagging of electrical systems, equipment identification, stock and item labelling. Easy to inscribe with pencil, pen and typewriter. Self-adhesive PVC-impregnated woven fabric in yellow with black border, 0.15 mm thick.
Temperature-resistant from -30 °C to +80 °C, good adhesion, resistant to ageing.

	Pieces per sheet	Dim. mm				
	40	11 x 19		1	18 2660	
	20	25 x 38		1	18 2662	

Inspection stickers

Inspection stickers are used in quality assurance (QA) processes according to DIN EN ISO 9000 ff, in association with, e.g. legally stipulated inspections and within the context of the German Accident Prevention Guidelines (UVV). This especially applies to the monitoring of testing devices, equipment and systems, as well as important supply lines (cables, pipes/tubes). There are two ways to affix the inspection stickers: directly onto the inspected equipment or onto one of the basic stickers provided, which are affixed to the equipment. The date of inspection is documented with a pen or notch pliers. The inspection stickers consist of tamper-proof document film, i.e. to prevent misuse, the sticker is irrevocably destroyed when an attempt is made to remove it.
Document film properties:
The document film can be marked using pencil, pen, felt pen or typewriter. It is 0.05 mm thick and temperature-resistant from -30 °C to +80 °C. The adhesive strength is greater than the tear strength of the film. The film breaks when removed and is largely resistant to ageing, weather and light. It is also resistant to water, salt water, alcohol, aliphatic solvents as well as petroleum-based oils and fats.

	ø mm	Pcs. per Handle				
brown “flash”	30	108		10	18 2670	
yellow “18”	30	108		1	18 2688	
yellow “19”	20	108		1	18 2689	
orange “20”	20	108		1	18 2692	
violet “21”	20	108		1	18 2693	
green “22”	20	108		1	18 2694	

Design	Size mm	PU	Article no.		

Control pliers

for paper punches and thin plastics, e.g. for simply marking stickers before they are removed from the backing material. Opening depth 30 mm

round recess 3 mm ø	120	1	10 1650	

Please specify any custom recess when ordering.

Basic stickers

the self-adhesive basic sticker consists of white, write-on plastic film, to which stickers can be repeatedly attached. It adheres well to a clean surface and is destroyed when removed. The document film is resistant to water, aliphatic solvents, and petroleum-based oils and fats.

	Pieces per sheet	Dimensions mm			
	25	92 x 40	1	18 2690	

Identification of conductors

the self-adhesive film symbols for the marking of non-insulated and insulated conductors, housings, switch cabinets and equipment are available in a range of sizes on a sheet for rapid application. The symbols correspond to the standards DIN40 009, DIN 40 011, and the IEC. Material: Self-adhesive PVC film with lamination, 0.10 mm thick. Temperature resistant from −30°C to +100°C, dirt-repellent, durable adhesive power. ø: 12.5 mm

	Pieces per sheet			
Outer conductor 1, black	10	1	18 2620	
Outer conductor 2, black	10	1	18 2622	
Outer conductor 3, black	10	1	18 2624	
Neutral conductor N, blue	10	1	18 2626	
Protective conductor PE, green-yellow	10	1	18 2628	
Neutral conductor protective function	10	1	18 2630	
Earth	10	1	18 2632	
Earth, does not comply with DIN 40 011	10	1	18 2634	

	Design	Size mm	PU	Article no.

Test sticker "Electrically tested"

Material: standard film, supplied in booklet with 108 stickers

NEW

Colour	Year	Format		
brown	2018	d = 30 mm	1	18 2700
yellow	2019	d = 30 mm	1	18 2764
orange	2020	d = 30 mm	1	18 2770
violet	2021	d = 30 mm	1	18 2775

Test sticker "Next test date German Social Accident Insurance (DGUV) regulation 3"

Material: standard film, year: 2018, supplied in the booklet with 108 stickers (old name "Next test date Employers' Liability Association regulations (BGV) A3")

NEW

Colour	Year	Format		
brown	2018	d = 30 mm	1	18 2702
yellow	2019	d = 30 mm	1	18 2765
orange	2020	d = 30 mm	1	18 2771
violet	2021	d = 30 mm	1	18 2776

Test sticker "Next test date"

Material: standard film, year: 2018, supplied in booklet with 108 stickers

NEW

yellow/black		d = 30 mm	1	18 2704

Cable test sticker

"Tested according to DGUV regulation 3", Material: vinyl film, clear, year: 2018,
Supplied in a booklet of 80 stickers (old description "Tested according to BGV A3")

NEW

Colour	Year	for cable ø mm	Format		
brown	2018	8 – 25 mm	d = 30 mm	1	18 2706
yellow	2019	8 – 25 mm	d = 30 mm	1	18 2767
orange	2020	8 – 25 mm	d = 30 mm	1	18 2773
violet	2021	8 – 25 mm	d = 30 mm	1	18 2778

Cable inspection sticker "Next inspection"

Material: vinyl film, clear, year: 2018, Supplied in a booklet of 80 stickers

NEW

Colour	Year	for cable ø mm	Format		
brown	2018	8 – 25 mm	d = 30 mm	1	18 2708
yellow	2019	8 – 25 mm	d = 30 mm	1	18 2768
orange	2020	8 – 25 mm	d = 30 mm	1	18 2774
violet	2021	8 – 25 mm	d = 30 mm	1	18 2779

Electric circuit labelling, two fields

for individual labelling, Material: vinyl film,
Supplied as 30 stickers and 30 protective laminates stapled together

NEW



red		d = 39 mm	1	18 2710

Electric circuit labelling, three fields

for individual labelling, Material: vinyl film,
Supplied as 30 stickers and 30 protective laminates stapled together

NEW

red		d = 39 mm	1	18 2712

Basic sticker

"Inspection according to ...Next inspection", material: vinyl film, white,
Supplied as 50 stickers stapled together and without advertising printed

NEW

NEW

	W x H		
white	40 x 80 mm	1	18 2714

"Tested / on / by / according to ...", Material: vinyl film, white,
Supplied as 50 pieces stapled together and without advertising printed

	W x H		
white	40 x 80 mm	1	18 2716

Design	Size mm	PU	Article no.		

FI test buttons information stickers

"Actuate once a month!", Material: self-adhesive film,
Supplied stamped onto sheets of 10 stickers

	W x H			
red	48 x 20 mm	1	18 2718	

Warning signs

"Warning – Electric voltage"
Material: self-adhesive film, design: ASR A 1.3 (2013), DIN EN ISO 7010, W012

yellow	SL = 100 mm	1	18 2720	

Warning sign for electrical engineering

Material: self-adhesive film, text: "Electric operating room ...",
Symbol: "Warning – hazardous electric voltage"

	H x W			
yellow	297 x 210 mm	1	18 2722	

Material: plastic, text: "Electric operating room ..."
Symbol: "Warning – hazardous electric voltage"

	H x W			
yellow	297 x 210 mm	1	18 2724	

Warning sign

"High voltage – Danger of death"
Material: plastic, design: Symbol according to ASR A 1.3 (2013), DIN EN ISO 7010, W012

yellow	122 x 100 mm	1	18 2726	

"High voltage – Danger of death"
Material: self-adhesive film, design: symbol according to ASR A 1.3 (2013), DIN EN ISO 7010, W012

yellow	122 x 100 mm	1	18 2728	

"High voltage! Danger of death"
Material: self-adhesive film, design: symbol according to ASR A 1.3 (2013), DIN EN ISO 7010, W012

yellow	244 x 200 mm	1	18 2730	

"High voltage! Danger of death"
Material: plastic, design: symbol according to ASR A 1.3 (2013) DIN EN ISO 7010, W012

yellow	244 x 200 mm	1	18 2732	

"Electric operating room"
Material: self-adhesive film, design: symbol according to ASR A 1.3 (2013) DIN EN ISO 7010, W012

yellow	244 x 200 mm	1	18 2734	

"Electric operating room"
Material: plastic, design: symbol according to ASR A 1.3 (2013), DIN EN ISO 7010, W012

yellow	244 x 200 mm	1	18 2736	

	Design	Size mm	PU	Article no.

NEW

Maintenance tag

"Do not switch! Work is being carried out!"
Material: plastic 0.5 mm, design: hole at top in middle 6 mm, symbol according to ASR A 1.3 (2013), DIN EN ISO 7010, P031, supplied in a pack of 10 pieces

white matt	76 x 147 mm	1	18 2738	

NEW

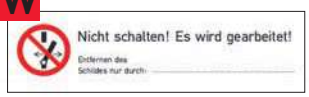

Warning stickers

"Do not switch! Work is being carried out!"
Material: self-adhesive film, removable, design: symbol according to ASR A 1.3 (2013) DIN EN ISO 7010, P031
Supplied on sheets of 10 stickers

	80 x 16 mm	1	18 2740	

NEW

Prohibition sign

"Do not switch! Work is being carried out!"
Material: plastic

	d = 200 mm	1	18 2742	

NEW

"Electric operating room – Unauthorised access prohibited"
Material: self-adhesive film

	d = 200 mm	1	18 2744	

NEW

Mandatory signs according to DIN 40 008

"5 safety rules" Electric voltage
Material: plastic

	200 x 120 mm	1	18 2746	

NEW

Combination sign according to ISO 7010

Material: plastic 1 mm
Warning sign: "Caution! Danger from batteries"
Prohibition sign: "Fire, open flames, and smoking prohibited"

	200 x 150 mm	1	18 2748	

NEW

Emergency notice

"First aid instructions" according to German Social Accident Insurance (DGUV) information 204-001
Material: plastic, edition August 2017

	410 x 590 mm	1	18 2750	

NEW

Safety notice

"First aid for electrical accidents"
Material: plastic

yellow	200 x 300 mm	1	18 2752	

Design	Size mm	PU	Article no.		

Safety notices

"VDE requirements for operating electric systems"
Material: plastic

yellow	660 x 1000 mm	1	18 2754	

"Information sheet for fighting fire in the vicinity of electric systems"
Material: plastic

yellow	500 x 660 mm	1	18 2756	

"Procedures and safety instructions" for working on high-voltage installations
Material: plastic

yellow	300 x 400 mm	1	18 2758	

"Excerpt from general accident prevention regulations"
Material: plastic

	420 x 297 mm	1	18 2760	

"First aid for accidents with electric current"
Material: plastic

	400 x 600 mm	1	18 2762	



SCREWS

The multi-purpose screw with a full thread is a real multi-talent and can be used universally.

The Hex-head wood screws are available in the key sizes 10 to 17.

Screws can be stored safety and securely in the raaco-assortment box, providing you with an optimal overview (Section 3).

Hex nuts are the most popular and common nuts used in electrical installation.

With the galvanised, serrated washers with external teeth, the surfaces lock in place when tightened.

	Design		PU	Article no.	

Multi-purpose screws

Chipboard screws, galvanised, countersunk head with Pozidriv cross-head

ø mm	Length mm	For cross-head Pozidriv size			
3.0	16	1	200	19 0005	
	20	1	200	19 0006	
3.5	15 (machine screw)	2	200	19 0014	
	20	2	200	19 0015	
	25 (machine screw)	2	200	19 0016	
	30	2	200	19 0017	
	40 (machine screw)	2	200	19 0019	
4.0	25	2	200	19 0026	
	30	2	200	19 0027	
	35	2	200	19 0028	
	40	2	200	19 0029	
	45	2	200	19 0030	
	50	2	200	19 0031	
4.5	35	2	200	19 0040	
	40	2	200	19 0041	
	45	2	200	19 0042	
	50	2	100	19 0043	
	60	2	100	19 0044	
5.0	30	2	200	19 0051	
	40	2	200	19 0053	
	50	2	100	19 0054	
	60	2	100	19 0055	
	80	2	100	19 0056	
6.0	45	3	100	19 0062	
	50	3	100	19 0063	
	60	3	100	19 0064	

Multi-purpose screws

Chipboard screws, galvanised, round head (pan head) with Pozidriv cross-head

ø mm	Length mm	For cross-head Pozidriv size			
3.5	16	2	200	19 0088	
	20	2	200	19 0089	
	25	2	200	19 0090	
	30	2	200	19 0091	
	35	2	200	19 0092	
	40	2	200	19 0093	
4.0	20	2	200	19 0098	
	25	2	200	19 0099	
	30	2	200	19 0100	
	35	2	200	19 0101	
	40	2	200	19 0102	
	45	2	200	19 0103	
	50	2	200	19 0104	
4.5	25	2	200	19 0108	
	30	2	200	19 0109	
	35	2	200	19 0110	
	40	2	200	19 0111	
	45	2	200	19 0112	
	50	2	200	19 0113	
5.0	30	2	200	19 0118	
	35	2	200	19 0119	
	40	2	200	19 0120	
	50	2	200	19 0121	
	60	2	200	19 0122	
6.0	60	3	100	19 0126	

Design			PU	Article no.	

Multi-purpose screws

Chipboard screws, hardened steel, galvanised, round head (pan head) with internal serrated drive for TORX® tools

ø mm	Length mm	For TORX® drive			
3.0	20	T 10	200	19 1201	
3.5	16	T 15	200	19 1205	
	20	T 15	200	19 1206	
	30	T 15	200	19 1208	
	40	T 15	200	19 1210	
4.0	30	T 20	200	19 1215	
	35	T 20	200	19 1216	
	40	T 20	200	19 1217	
	50	T 20	200	19 1219	
4.5	40	T 20	200	19 1227	
	45	T 20	200	19 1228	
	50	T 20	200	19 1229	
5.0	40	T 25	200	19 1235	
	50	T 25	200	19 1237	
	60	T 25	200	19 1238	

Multi-purpose screws

Chipboard screws, hardened steel, galvanised, countersunk head with internal serrated drive for TORX® tools

ø mm	Length mm	For TORX® drive			
3.0	16	T 10	200	19 1500	
	20	T 10	200	19 1501	
3.5	25	T 15	200	19 1507	
	30	T 15	200	19 1508	
	40	T 15	200	19 1510	
4.0	30	T 20	200	19 1515	
	35	T 20	200	19 1516	
	40	T 20	200	19 1517	
4.5	45	T 20	200	19 1528	
5.0	40	T 25	200	19 1535	
	50	T 25	200	19 1537	
	60	T 25	200	19 1538	

Multi-purpose screws SPAX®

Bright galvanised, countersunk head, T-Star plus

ø mm	Length mm	Blade size T			
4.0	30	20	200	19 3027	
	35	20	200	19 3028	
	40	20	200	19 3029	
4.5	45	20	200	19 3042	
5.0	50	20	200	19 3054	

Multi-purpose screws SPAX®

Bright galvanised, round head, T-Star plus

ø mm	Length mm	Blade size T			
3.5	20	15	200	19 3089	
4.0	25	20	200	19 3099	
	30	20	200	19 3100	
	35	20	200	19 3101	
	40	20	200	19 3102	
	45	20	200	19 3103	
	50	20	200	19 3104	
4.5	40	20	200	19 3111	
	45	20	200	19 3112	
	50	20	200	19 3113	
5.0	40	20	200	19 3120	
	50	20	100	19 3121	
	60	20	100	19 3122	

	Design		PU	Article no.	

Hex-head wood screws (key screws)

according to DIN 571, galvanised, general requirements according to DIN 267 Part 1

ø mm	Length mm	For hex key size			
6.0	40	Size 10	50	19 0210	
	60	Size 10	25	19 0211	
	80	Size 10	25	19 0212	
8.0	50	Size 13	50	19 0222	
	60	Size 13	25	19 0223	
	80	Size 13	25	19 0224	
	100	Size 13	25	19 0225	
	120	Size 13	25	19 0226	
10.0	60	Size 17	10	19 0235	
	80	Size 17	10	19 0236	
	100	Size 17	10	19 0237	
	120	Size 17	10	19 0238	

Sheet metal screws (self-drilling screws)

according to DIN 7504M (previously N), self-drilling, hardened steel, galvanised, round head / raised head with Phillips cross-head, sheet metal screw thread according to DIN 7970

ø mm	Length mm	For cross-head Phillips size			
3.5	9.5	2	100	19 0410	
	13	2	100	19 0411	
	16	2	100	19 0412	
	19	2	100	19 0413	
3.9	13	2	100	19 0416	
	16	2	100	19 0417	
	19	2	100	19 0418	
	25	2	100	19 0419	
4.2	13	2	100	19 0422	
	16	2	100	19 0423	
	19	2	100	19 0424	
	22	2	100	19 0425	
	25	2	100	19 0426	
4.8	13	2	100	19 0432	
	16	2	100	19 0433	
	19	2	100	19 0434	
	22	2	100	19 0435	
	25	2	100	19 0436	

Design		PU	Article no.		

Raised head sheet metal screws

according to ISO 7049, EN 27049, and DIN 7981, form H with point, galvanised, raised head with Phillips cross-head

ø mm	Length mm	For cross-head Phillips size			
3.5	9.5	2	100	19 0300	
	13.0	2	100	19 0301	
	16.0	2	100	19 0302	
	19.0	2	100	19 0303	
	22.0	2	100	19 0304	
	25.0	2	100	19 0305	
3.9	13.0	2	100	19 0313	
	16.0	2	100	19 0314	
	19.0	2	100	19 0315	
	25.0	2	100	19 0317	
	32.0	2	100	19 0318	
4.2	9.5	2	100	19 0324	
	13.0	2	100	19 0325	
	16.0	2	100	19 0326	
	19.0	2	100	19 0327	
	22.0	2	100	19 0328	
	25.0	2	100	19 0329	
4.8	13.0	2	100	19 0336	
	16.0	2	100	19 0337	
	19.0	2	100	19 0338	
	22.0	2	100	19 0339	
	25.0	2	100	19 0340	
	32.0	2	100	19 0341	
	38.0	2	100	19 0342	

Wood screws

according to DIN 96, galvanised, round head with slot

ø mm	Length mm	For slot-head screwdrivers Slot size (mm)			
3.5	20	7.0 x 0.8	200	19 0149	
4.0	30	8.0 x 1.0	200	19 0160	
	35	8.0 x 1.0	200	19 0161	
	40	8.0 x 1.0	200	19 0162	
	50	8.0 x 1.0	200	19 0164	
5.0	30	10.0 x 1.2	200	19 0182	
	35	10.0 x 1.2	200	19 0183	
	40	10.0 x 1.2	200	19 0184	
	50	10.0 x 1.2	200	19 0186	
	60	10.0 x 1.2	100	19 0187	

Hex-head machine screws

according to DIN 933, with thread up to the head, tempered steel, galvanised, Grade 8.8

ø mm	Length mm	Design	PU	Article no.
M 4	20	Size 7	100	19 0500
	30	Size 7	100	19 0504
	40	Size 7	100	19 0506
M 5	10	Size 8	100	19 0514
	16	Size 8	100	19 0516
	25	Size 8	100	19 0520
	35	Size 8	100	19 0522
	45	Size 8	100	19 0524
	60	Size 8	100	19 0528
M 6	10	Size 10	100	19 0535
	16	Size 10	100	19 0538
	25	Size 10	100	19 0542
	35	Size 10	100	19 0545
	45	Size 10	100	19 0547
M 8	20	Size 13	100	19 0562
	25	Size 13	100	19 0564
	30	Size 13	100	19 0566
	35	Size 13	100	19 0567
	40	Size 13	100	19 0568
	50	Size 13	100	19 0570
	60	Size 13	100	19 0572
M 10	20	Size 17	100	19 0588
	30	Size 17	100	19 0592
	40	Size 17	100	19 0594
	50	Size 17	50	19 0596
	70	Size 17	25	19 0600
M 12	25	Size 19	50	19 0614
	30	Size 19	50	19 0616
	40	Size 19	50	19 0618
	50	Size 19	50	19 0620
	60	Size 19	50	19 0622

Cylinder head screws

according to ISO 1207, EN 21207, and DIN 84, form A,
with slot, made of tempered steel, galvanised, Grade 4.8

ø mm	Length mm	Slot size (mm)	PU	Article no.
M 3	10	5.5 x 0.8	100	19 0800
	16	5.5 x 0.8	100	19 0806
	20	5.5 x 0.8	100	19 0808
	30	5.5 x 0.8	100	19 0811
M 4	10	7.0 x 1.2	100	19 0828
	16	7.0 x 1.2	100	19 0832
	20	7.0 x 1.2	100	19 0834
	25	7.0 x 1.2	100	19 0836
	30	7.0 x 1.2	100	19 0837
	40	7.0 x 1.2	100	19 0839
M 5	10	8.5 x 1.2	100	19 0848
	16	8.5 x 1.2	100	19 0862
	20	8.5 x 1.2	100	19 0864
	25	8.5 x 1.2	100	19 0866
	30	8.5 x 1.2	100	19 0867
	40	8.5 x 1.2	100	19 0869
M 6	10	10.0 x 1.6	100	19 0878
	16	10.0 x 1.6	100	19 0882
	20	10.0 x 1.6	100	19 0884
	25	10.0 x 1.6	100	19 0887
	30	10.0 x 1.6	100	19 0888
	40	10.0 x 1.6	100	19 0890
M 8	30	13.0 x 2.0	50	19 0908
	40	13.0 x 2.0	50	19 0910

Design		PU	Article no.	

Threaded rods (threaded bolts)

according to DIN 976, steel, galvanised, Length 1000 mm

ø mm				
4		1	19 1104	
5		1	19 1105	
6		1	19 1106	
8		1	19 1108	
10		1	19 1110	
12		1	19 1112	

Hex nuts

according to ISO 4032, EN 24032 and DIN 934, galvanised steel, Grade 8

ø mm	For hex key size			
M 3	Size 5.5	100	19 2000	
M 4	Size 7	100	19 2001	
M 5	Size 8	100	19 2002	
M 6	Size 10	100	19 2003	
M 8	Size 13	100	19 2005	
M 10	Size 17	100	19 2006	
M 12	Size 19	50	19 2007	

Washers

according to ISO 7089, EN 27089, and DIN 125, form A without chamfer, galvanised steel

For screws	Inner ø mm	Outer ø mm			
M 3	3.2	7	100	19 2600	
M 4	4.3	9	100	19 2602	
M 5	5.3	10	100	19 2603	
M 6	6.4	12	100	19 2604	
M 8	8.4	16	100	19 2606	
M 10	10.5	20	100	19 2607	
M 12	13.0	24	100	19 2608	

Washers

according to ISO 7093, EN 27093 and DIN 9021N (mudguard washers),
steel, galvanised, outer diameter = approx. 3 x thread ø

For screws	Inner ø mm	Outer ø mm			
M 4	4.3	12	100	19 2650	
M 5	5.3	15	100	19 2651	
M 6	6.4	18	100	19 2652	
M 8	8.4	24	100	19 2654	
M 10	10.5	30	100	19 2656	

Serrated washers

according to DIN 6798, form A, with external teeth, steel, galvanised

For screws	Inner ø mm	Outer ø mm			
M 3	3.2	6	100	19 2700	
M 4	4.3	8	100	19 2702	
M 5	5.3	9	100	19 2703	
M 6	6.4	11	100	19 2704	
M 8	8.4	14	100	19 2706	
M 10	10.5	18	100	19 2708	
M 12	13.0	20	100	19 2710	

Spring lock washers

according to DIN 127, form B (smooth), galvanised spring steel, steel

For screws	Outer ø mm			
M 3	6.2	100	19 2750	
M 4	7.6	100	19 2752	
M 5	9.2	100	19 2754	
M 6	11.8	100	19 2756	
M 8	14.8	100	19 2758	
M 10	18.1	100	19 2760	
M 12	21.1	100	19 2762	

Ltr.
In 20°C
ml
½
500
450
400
350
300
¼
250
200
150
100
50
A
B

ADHESIVE TAPES, HEAT SHRINK TUBES, COUPLING SLEEVE TECHNOLOGY, GROMMETS

The coupling sleeve sliders allow the coupling sleeve to be easily and reliably poured, even in a sloping position.

The easy solution for protecting cable connections from dust and damp (IP 68) – APLA GEL! After the gel mass has cured, it can be removed at any time.

Specially designed for use in the electrical industry and electrical trade, our range comprises a great variety of adhesive tapes for different uses.

The feed-through grommets close the cable outputs; they allow cables and wires to be fed through the membrane, ensuring a secure seal against dust.

CIMCO adhesive tapes comply with the requirements of DIN EN 60454 and in the majority of cases exceed them.

PVC adhesive tapes

Universal insulating tapes

Description:
PVC film, coated on one side with non-corrosive, pressure sensitive rubber adhesive.
Special features:
Flame-retardant, self-extinguishing, good electrical and mechanical properties, waterproof, weather- and UV-resistant, silicone-free. Certified according to DIN EN 60454 - Part 2
Typical areas of use:
All-round adhesive tape in excellent quality, for bundling, standard insulation, coloured marking (e.g. green-yellow protective conductor) and reinforcing, ideal for many electrical installation and repair tasks.

Design	Width mm	Length m	PU	Article no.
black	15	10	1	16 0100
white			1	16 0101
grey			1	16 0102
yellow			1	16 0103
blue			1	16 0104
red			1	16 0105
violet			1	16 0106
green			1	16 0107
brown			1	16 0108
green-yellow			1	16 0109
black	15	20	1	16 0110
white			1	16 0111
grey			1	16 0112
yellow			1	16 0113
blue			1	16 0114
red			1	16 0115
violet			1	16 0116
green			1	16 0117
brown			1	16 0118
green-yellow			1	16 0119
black	19	20	1	16 0130
white			1	16 0131
grey			1	16 0132
yellow			1	16 0133
blue			1	16 0134
red			1	16 0135
violet			1	16 0136
green			1	16 0137
brown			1	16 0138
green-yellow			1	16 0139
black	25	20	1	16 0140
white			1	16 0141
grey			1	16 0142
yellow			1	16 0143
blue			1	16 0144
red			1	16 0145
violet			1	16 0146
brown			1	16 0148
green-yellow			1	16 0149
black	30	20	1	16 0150
black	38	20	1	16 0160
black	50	20	1	16 0170

Rainbow pack

10 assorted colours	15	10	1	16 0000

Design	Width mm	Length m	PU	Article no.	

Insulating tapes for phase marking

Description:
PVC film, coated on one side with non-corrosive, pressure sensitive rubber adhesive.
Special features:
Black with white print L1, L2 and L3, blue with white print N.
Typical areas of use:
Electrical insulation tapes for marking the conductor phase of multi-core cables.

black, L1	15	10	1	16 0201	
black, L2	15	10	1	16 0202	
black, L3	15	10	1	16 0203	
blue, N	15	10	1	16 0204	
Set, 4-pieces, L1, L2, L3, N	15	10	1	16 0205	

High performance electrical insulation tape for high temperatures, VDE

Description:
PVC film, coated on one side with non-corrosive, pressure sensitive rubber adhesive.
Special features:
Excellent resistance to high temperatures up to +105 °C, flame-retardant, self-extinguishing, UV and weather-resistant, VDE approved. Approved according to EN 60 454 Type 10
Typical areas of use:
Insulating and repair tasks indoors and outdoors, in particular for use with the persistent influence of higher temperatures, e.g. cable wrapping on engines and in bodywork areas, wrapping of cable harnesses for motor vehicles, washing machines, dishwashers, for general thermal insulation, for bundling and for reinforcing as mechanical protection.

black	19	33	1	16 0250	

All weather high performance electrical insulation tape

Description:
PVC film, coated on one side with non-corrosive, pressure sensitive rubber adhesive.
Special features:
Excellent resistance and working properties, even at low temperatures (down to -20°C), flame-retardant, self-extinguishing, UV- and weather resistant. Approved according to EN 60 454 Type 11
Typical areas of use:
Insulating- and repair tasks indoors and outdoors, in particular for outdoor use in extreme weather conditions, above all at low temperatures and great fluctuations in temperature, sealing and joining of medium-voltage cables, insulation and sealing of cold-storage rooms, general thermal insulation.

black	19	20	1	16 0260	
black	25	20	1	16 0262	

Corrosion protection tapes

Description:
Particularly strong PVC membrane, coated on one side with non-corrosive, aggressive adhesive
Special features:
Heavy duty PVC adhesive tapes with high abrasion resistance, UV and water-resistant (including salt water), resistant to alkaline solutions and many acids and micro-organisms, bitumen compatible.
Typical areas of use:
As an external wrap for additional protection against wear due to abrasion, weather influences and corrosion, thereby extending the service life and reducing frequent maintenance work. Examples: As protection against stone impact, kicking and scratches for exposed cables and underground cables, pipes and connection points of cables and pipelines, corrosion protection of exposed cables and lines (e.g. on ships, in wet areas, in the chemical industry), outstanding mechanical and corrosion protection for installation pipes and masts that are buried underground, base protection for electrical appliances (washing machines, tumble driers, chest freezers).

Tape thickness 0.25 mm, for heavy duty use

silver	50	33	1	16 0280	

Tape thickness 0.44 mm, for particularly heavy duty use

black	50	33	1	16 0282	

Self-amalgamating insulating tapes

Self-amalgamating high voltage insulating tape up to 35 kV

Description:
Cold amalgamating insulating tape made from polyisobutylene, with an easy to pull off plastic separating layer.
Special features:
Amalgamated after processing under slight tension to form a solid airtight and waterproof rubber layer, extremely expandable (elongation at break 600%) and able to be adapted to any form, permanently elastic, compatible with all materials for insulation and sheathing, wide application temperature range, very good electrical properties (in particular dielectric strength), resistant to UV, ozone, weather and ageing, not silicone-free.
Typical areas of use:
Ideal for sealing, splicing, insulating and the repair of current-carrying cables, mainly for the voltage insulation of power cables up to 17 kV/mm, very good repair properties even on heavy rubber hose lines, for the watertight sealing of electrical joints and connections (e.g. TV satellite dishes), for fastening cables outdoors, corrosion protection of metal parts, also perfectly suitable for emergency repairs on radiators, water- and engine hoses, vacuum cleaner hoses, drainage basins and pipes.

Design	Width mm	Length m	PU	Article no.
black, 0.5 mm thick	19	10	1	16 2840
	25	10	1	16 2841

Self-amalgamating insulating tape for extreme temperatures

Description:
Cold amalgamating insulating tape made of polyethylene, with easy to pull off plastic separating layer.
Special features:
Amalgamated after processing under slight tension to form a solid airtight and waterproof mass, extremely expandable (elongation at break 600%) and can be adapted to any form, permanently elastic, compatible with all materials for insulating and sheathing, extraordinary wide application temperature range, very good electrical properties (in particular dielectric strength), resistant to ozone, weather and ageing, outstanding resistance to alkaline solutions, hydraulic fluids and other chemical substances.
Typical areas of use:
Purposes the same as high voltage insulation tape CIMCO article no. 16 2840 – 16 2841, however additional excellent resistance to very high and very low temperatures (−35 °C to +95 °C, short-term up to 130 °C) as well as to many chemicals, for demanding insulation tasks up to 34 kV/mm and for the retention of the chemical resistance at increased temperatures.

Design	Width mm	Length m	PU	Article no.
black	19	10	1	16 2830
	25	10	1	16 2831

Design	Width mm	Length m	PU	Article no.		

Woven insulation tapes

Universal quality woven tape

Description:
Extruded woven tape, coated on the one side with waterproof polyethylene coating, on the other side with an aggressive, non-corrosive, pressure-sensitive adhesive.

Special features:
Matt, water- and weatherproof equipment, very easy to write on with pencil, ball-point pen, permanent marker, felt pen and etching pen, largely resistant to many chemicals, insensitive to softeners and oil vapours, very good electrical properties, can be easily torn off crossways and particularly neatly by hand.

Typical areas of use:
Universal gaffer tape for trade and industry: coloured identification and marking of cables, electrical components, pipes and ducts, labelling of switch cabinets, distributors, patch bays, for bundling, fixing, securing and reinforcing of cables, pipes and tubes, for masking during decorating and painting work.

black	15	50	1	16 2000	
white			1	16 2001	
grey			1	16 2002	
blue			1	16 2003	
yellow			1	16 2004	
red			1	16 2005	
green			1	16 2006	
black	19	50	1	16 2010	
white			1	16 2011	
grey			1	16 2012	
blue			1	16 2013	
yellow			1	16 2014	
red			1	16 2015	
green			1	16 2016	
black	25	50	1	16 2020	
white			1	16 2021	
grey			1	16 2022	
blue			1	16 2023	
yellow			1	16 2024	
red			1	16 2025	
green			1	16 2026	
black	30	50	1	16 2030	
white			1	16 2031	
grey			1	16 2032	
blue			1	16 2033	
yellow			1	16 2034	
red			1	16 2035	
green			1	16 2036	
black	38	50	1	16 2040	
white			1	16 2041	
grey			1	16 2042	
blue			1	16 2043	
yellow			1	16 2044	
red			1	16 2045	
green			1	16 2046	
black	50	50	1	16 2050	
white			1	16 2051	
grey			1	16 2052	
blue			1	16 2053	
yellow			1	16 2054	
red			1	16 2055	
green			1	16 2056	

Special adhesive tapes

Aluminium foil adhesive tape

Description:
Aluminium foil, 40 µm (0.04 mm) thick, coated on one side with pressure sensitive acrylic adhesive. The tape is laminated with strong, polyethylene-coated separating paper.
Special features:
Heat deflecting, light reflecting, moisture resistant, very low water permeability (water vapour barrier).
Typical areas of use:
Heat protection and shielding of electromagnetic fields on electronic equipment, sealing of cooling insulation, bonding of intersections of aluminium foil-laminated insulation mats and insulating panels made from rock wool or fibre glass, sealing of metal or plastic ducts, applications with more stringent requirements of preventive fire protection, e.g. flame protection wrap for the installation of cables.

Design	Width mm	Length m	PU	Article no.
silver	50	50	1	16 2900

Filament adhesive tape with mesh thread reinforcement

Description:
Carrier layer made from polypropylene, reinforced with meshed nylon threads running length and crossways for the full length of the tape, coated on one side with rubber adhesive
Special features:
Excellent resistance to abrasion, extremely tear resistant (longitudinal and lateral strength), no fraying at the sides, strong immediate adhesion.
Typical areas of use:
Bundling and pulling through cables and wiring harnesses, high-strength package tape for sealing and reinforcing even heavy packages, e.g. cardboard boxes and cartons, strapping heavy packages and other goods, banding plastic and metal tubes, metal rods, etc.

Design	Width mm	Length m	PU	Article no.
transparent	50	50	1	16 2950

Double-sided adhesive foam tape

Description:
Closed-cell polyethylene foam, coated on both sides with acrylic-based adhesive, comes with separating paper.
Special features:
Excellent resistance to pressure, very pliable, very good resistance to UV, ageing, moisture, oils, solvents and softeners, strong immediate adhesion.
Typical areas of use:
Used for diverse installations of heavy loads, even vertical, indoors and outdoors, instead of riveting, screwing and liquid adhesives, also particularly good for bonding onto non-elastic materials with irregular, rough surfaces (wood, masonry, concrete, coats of paint): surface-mounting of cable routing ducts, cable clamps, switchboxes, attachment of badges, displays and signs, both made from and onto plastic, shock-proof and vibration-damped soft mounting of assemblies (e.g. circuit boards, switch panels, fittings), effective reduction of the transmission of noise (rattle protection), form-fit seals against dust, water, vapour, wind and light, also for sealing air outlets to save energy.

Design	Width mm	Length m	PU	Article no.
white	15	33	1	16 2861
	19	33	1	16 2862
	25	33	1	16 2863

Paper masking tape

Low crepe paper masking tape, 0.16 mm. thick. Medium adhesion thanks to rubber-based adhesive.
Suitable for indoor use.
Special features:
High tear resistance of approx. 114 N / 25 mm and medium adhesion of 6.2 N / 25 mm. Temperature resistant up to max. 85 °C for 1 hour. The crepe allows it to adapt very well to different substrates and radii.
Typical areas of use:
Masking of areas to be blocked when painting and varnishing.

Design	Width mm	Length m	PU	Article no.
beige	19	50	1	16 0302
	25	50	1	16 0304
	38	50	1	16 0306
	50	50	1	16 0308

Design		PU	Article no.

Type of adhesive tape from CIMCO article no. to CIMCO article no.	Tape thickness (mm)	Tear resistance / Breaking load (N/10 mm)	Elongation at rupture / Elongation at break (%)	Insulating resistance (ohm/25 mm width)	Adhesive strength on steel (N/10 mm)	Adhesive strength on tape back (N/10 mm)	Dielectric strength w/ regard to spec. tape dimensions (kV)	Temperature resistance (°C) Working temperature (°C) min	max	Flame resistance (self-extinguishing) min	max	Water resistant	Salt water resistant	Corrosion-resistant	UV-resistant	Ozone-resistant	Resistance to chemicals	Abrasion-resistance	Aging resistance	Shape adaptable	Easy to break off	Easy to unroll	Residue-free removal	Inscribable		
PVC insulation adhesive tapes																										
16 0000 - 16 0170	0.13	26	180	1×10^{11}	2.4	2.1	8	-5	+70	0	+40	Yes	Yes	Yes	Yes	Yes	Yes	Yes	Yes	good		Yes	Yes	Yes		
16 0201 - 16 0204	0.18	40	250	5×10^{13}	2.3	1.7	10	-5	+70	0	+40	Yes	Yes	Yes	Yes	Yes	Yes	Yes	Yes	good	Yes	Yes	Yes	Yes		
16 0250 - 16 0252	0.15	25	150	1×10^{11}	3.0	2.6	9.5	-5	+105	0	+40	Yes	Yes	Yes	Yes	Yes	Yes	Yes	Yes	good	Yes	Yes		Yes		
16 0260 - 16 0262	0.19	30	200	5×10^{13}	2.2	2.0	10	-20	+105	-10	+40	Yes	Yes	Yes	Yes	Yes	Yes	Yes	Yes	good	Yes	Yes		Yes		
16 0270	0.23	55	300	5×10^{13}	2.5	2.0	10	-5	+70	+10	+40	Yes	Yes	Yes	Yes	Yes	Yes	Yes	Yes	very good		Yes		Yes		
16 0280	0.25	44	220		3.3	3.0	10	-5	+80	+5	+40	Yes	Yes	Yes	Yes	Yes	Yes	Yes	Yes	very good		Yes				
16 0282	0.44	90	200		3.0	2.6	12	+5	+80	+5	+40	Yes	Yes	Yes	Yes	Yes	Yes	Yes	Yes	excellent	Yes					
Self-adhering tapes																										
16 2800	1				-	-	16/mm	-30	+80	0	+40			Yes	Yes	Yes	Yes	Yes	part.			Yes	Yes	Yes	Yes	
16 2810	2				-	-	16/mm	-30	+80	0	+40			Yes	Yes	Yes	Yes	Yes	part.		Yes	Yes		Yes	Yes	
16 2820	3			2×10^{10}	-	-	16/mm	-30	+80	0	+40			Yes	Yes	Yes	Yes	Yes	part.		Yes	Yes		Yes	Yes	
16 2840 - 16 2841	0.5	12	600	1×10^{13}	-	-	40/mm	-95	+95	0	+40			Yes	Yes		Yes	Yes	Yes			Yes		Yes		
16 2830 - 16 2831	0.5	20	600	1×10^{15}	-	-	35/mm	-40	+90	0	+10			Yes	Yes		Yes	Yes	part.			Yes		Yes		
Fabric adhesive tapes																										
16 2000 - 16 2156	0.33	85	8		4.0	2.2	3	-50	+80	+10	+45					Yes				good		Yes	Yes	Yes		Yes
16 2500 - 16 2502	0.18	280	5	1×10^{12}	4.0		2.5	0	+130	+10	+10					Yes					Yes					
16 2510 - 16 2512	0.18	280	5	1×10^{12}	3.5		2.5	0	+155	+10	+10					Yes					Yes					
16 2520 - 16 2522	0.18	280	5	1×10^{15}	3.0		2.5	0	+180	+10	+40	Yes				Yes			Yes		Yes					
Special adhesive tapes																										
16 2900	0.08	22	5		3.8	3.8		-20	+110	0	+40	Yes		Yes			Yes						Yes	Yes		
16 2950	0.13	280	10		8.0			0	+80	+10	+25			Yes						excellent		Yes		Yes		
16 2860 - 16 2863	0.85	11	300		10.0	10.0		-10	+100	+10	+40			Yes			Yes		Yes		Yes	Yes				
16 0302 - 16 0308	0.16	45	10		2.5			+5	+85	+5	+25			part.							Yes	Yes	Yes	Yes	Yes	Yes

Product video
The mechanical coupling sleeve

Mechanical coupling sleeve

Quick and simple assembly makes mechanical coupling sleeves optimally suited as repair and connection sleeves or branch couplings.

Mechanical cable joint box TDM

for fast and secure connection of communication-, control- and supply lines.
Waterproof (IP 68), UV-resistant, resistant to alkaline earths and rot, joint box body made from impact-resistant plastic, with screw lid, with lug to secure the seal against unauthorised access. Suitable for connecting up to four cables. The cable joint box meets the ÖVE IM22 standard.
Scope of delivery: one cable joint box with sleeve insert, five cable ties, can of lubricant, cutter, assembly instructions.

Type	Conductor cross section in mm² clearance	Application area ø mm		
TDM 1	3 x 1.5 to 5 x 2.5	6 – 14	1	18 4760
TDM 2	3 x 1.5 to 5 x 16	6 – 25	1	18 4762

Accessories

Spanner set TDM 2		1	18 4764
Replacement sleeve for TDM 1		1	18 4766
Replacement sleeve for TDM 2		1	18 4768

Mechanical connecting sleeves (MVM) and branch couplings (MAM)

suitable for connecting from 2 to 4 cables (with double sleeves 4 to 12 cables).
Waterproof (IP 68), high mechanical stability, resistant to acid earth, separate strain relief for each entry.

Type	Application area ø mm		
MVM 23/200	8 – 23 mm (8 – 13 mm)*	1	18 4160
MVM 42/320	8 – 42 mm (8 – 16 mm/8-23 mm)*	1	18 4162
MAM 23/200	8 – 23 mm (8 – 13 mm)*	1	18 4166
MAM 42/320	8 – 42 mm (8 – 16 mm/8-23 mm)*	1	18 4168

* If double sleeves are used, the values in brackets apply.

	Design		PU	Article no.	

Cast resin joints

Cast resin joint

non-flammable according to VDE 0304 Part 3

The joint body consists of a transparent, thermoplastic material and as a result is extremely resistant to chemical and mechanical influences. The polyurethane foam seals are highly reliable, preventing the escape of resin before it has cured.

The casting resin

according to VDE 0291 Part 2

Polyurethane casting resin is an unfilled, low viscosity, elastic curing two-component system.

Technical data:

- Can be stored for 24 months
- Store in dry rooms between +5 °C and +50 °C
- Curing within 24 hours
- Temperature resistant between −25 °C and +120 °C in the cured state
- Resin and hardener can be disposed of in domestic waste

1 kV cast resin joint sets including joint casing and pack of casting resin in cans

consisting of joint casing, including polyurethane casting resin and hardener, one pair of disposable gloves, one spatula, two foam seals and abrasive paper.

Type	Conductor cross section in mm² Clearance	Branch	Fill quantities Resin/Hardener		
AVM 40-175 D	3 x 1.5 to 5 x 6	3 x 1.5 to 5 x 4	0.225 kg	1	18 4660
AVM 55-220 D	5 x 6 to 10	5 x 2.5 to 10	0.615 kg	1	18 4662
AVM 75-300 D	4 x 16 to 25	5 x 4 to 16	1.350 kg	1	18 4664
AVM 95-400 D	4 x 35 to 70	4 x 16 to 25	2.500 kg	1	18 4666
AVM 110-500 D	4 x 95 to 150	4 x 25 to 50	4.700 kg	1	18 4668

1 kV two-component casting resin set as can pack

including stirrer, gloves and instructions

Type		Fill quantities Resin	Fill quantities Hardener		
PUR 160-200 D		0.225 kg	172 cm³	1	18 4680
PUR 160-400 D		0.400 kg	345 cm³	1	18 4682
PUR 160-615 D		0.615 kg	528 cm³	1	18 4770

Shrink-on coupling sleeves

Shrink-on coupling sleeves for compression connectors or screw connectors 1kV

thick-walled electrical shrink-on sleeves (heat shrinking) with outstanding mechanical strength, chemical resistance and electrical properties. Lined with hot melt adhesive, thus giving excellent protection against water and damp. For the long-term connection of plastic cables laid in the ground and also on cable trays or in the open air. Resistant to environmental influences, e.g. UV rays, ozone, oxygen, acids, alkaline earths.

Type	Conductor cross section in mm²	Cable ø mm	Hose length mm		
1.5 – 6/3	3 x 1.5 to 6	11 – 18	200 x 60	1	18 4060
1.5 – 6/5	5 x 1.5 to 6	13 – 21	200 x 60	1	18 4062
6 – 16/5	5 x 6 to 16	18 – 25	450 x 100	1	18 4064
6 – 25	4 x 6 to 25	16 – 32	450 x 100	1	18 4066
16 – 50	4 x 16 to 50	21 – 36	550 x 150	1	18 4068
50 – 150	4 x 50 to 150	29 – 54	650 x 200	1	18 4070

Design				PU	Article no.	

Connectors

Screw connectors or branch and connector terminals for 1 kV cast resin joints, shrink-on sleeve couplings and mechanical box and branch joints (MVM and MAM).

Screw connectors

Type	Conductor cross-section in mm²					
brass	1.5 – 16	only Cu		1	18 0960	
tin-coated	6 – 25	Cu and Al		1	18 0962	

Branch and connector terminals

Type	Conductor cross-section in mm²					
brass	1.5 – 10	Cu and Al		1	18 0964	
brass	2.5 – 16	Cu and Al		1	18 0966	
brass	6 – 25	Cu and Al		1	18 0968	

ALPA-GEL

The simple solution for protecting cable connections from dust and damp (IP 68). After the gel mass has cured, it can be removed at any time without a trace. The solvent-free two-component silicone gel, mixing ratio 1:1 and with a dielectric strength of 20 KV/mm, is supplied in 2 different pack sizes with mixing jug, mixing spatula, and disposable gloves.

250 ml				1	15 1010	
1,000 ml				1	15 1012	

Large pack without mixing jug, mixing spatula and disposable gloves

10,000 ml				1	15 1014	

Product video
APLA-GEL - the silicone gel made by CIMCO

Design	PU	Article no.

Heat-shrink tubes

Made from homogenous polyolefin, thermally stabilised, cross-linked by irradiation, with outstanding mechanical stability, chemical resistance and electrical properties:

Significant mechanical performance properties (typical measured values):
Tensile strength 14.8 MPa / min (N/mm²), tensile strength after heat ageing 14.5 MPa / min (N/mm²), elongation at break 460%, elongation at break after heat ageing (168 h at +158 °C) 480 %, thermal shock (4 h at +250°C) 8% with complete shrinkage, cold shock (1 h at –30 °C) no breaking. Long-term operational temperature - 55 °C to + 125 °C. Very good printability with heat seal-, inkjet- and offset printing.

Significant chemical performance properties:
Excellent UV light, ozone and salt water resistance, good resistance to commonly used chemicals (cleaners and solvents, weak acids and bases, fuels, oils), resistance to fungus and rot (Rating 1 according to ISO 846 Method A). The heat shrink tubes do not contain any asbestos, azoic compounds, formaldehydes or silicone. The heat shrink tubes are self-extinguishing according to UL 224 VW-1. No dioxin is released during incineration. The products are non-corrosive (compatible with copper) and compatible with all commonly used materials for cable insulation, such as plastic, rubber, lead, steel, aluminium, silicone, etc.

Significant electrical performance properties:
Dielectric strength 17 kV/mm (green-yellow design 15 kV/mm), specific electrical resistance 1 x 1015 Ω/cm (yellow-green design 1 x 1014 Ω/cm),

Further detailed mechanical, chemical, and electrical product data, as well as an overview of the approvals and certifications from various test institutes, can be obtained on request in the form of our technical data sheets.

Detailed dimensions of the individual types and sizes of the CIMCO heat shrink tube range can be found on page 360.

Working instructions:
- If necessary, cut the heat shrink tube to the desired length, taking care to ensure a smooth cut edge.
- Only undertake shrinking on clean surfaces, as free of dust and grease as possible.
- Begin the shrinking process, starting at one end of the tube.
- Shrinkage temperature from +70 °C to +115 °C.
- Ideally, work with a special hot-air blower, heating furnace or infrared lamp.

Thin-walled, black heat shrink tube shrinkage ratio 2 : 1

Halogen-free, thin-walled, flexible standard electrical heat shrink tube with shrinkage ratio 2 : 1 (shrinking capability down to half the specified internal diameter before heat shrinking). Highly suitable for electrical insulation, as bend- and abrasion protection, as damp protection for seals, for bundling, for strain relief and for marking in electronics and electrical engineering, telecommunications, cable assembly, in the automotive industry and many other areas. Supplied on dispenser rolls, stable, environmentally friendly cardboard rolls, diameter approx. 300 mm – 550 mm (depending on size of heat shrink tube), core diameter approx. 30 mm, for industrial use in particular.

Nominal-ø BEFORE shrinking inch	mm	Shrink range mm	Length m		
3/64	1.1	0.5 – 1.1	200	1 roll	18 4002
1/16	1.5	0.65 - 1.5	200	1 roll	18 4004
3/32	2.5	1.0 - 2.5	200	1 roll	18 4006
1/8	3.5	1.5 - 3.5	200	1 roll	18 4008
3/16	5.0	2.3 - 5.0	100	1 roll	18 4010
1/4	6.5	3.0 - 6.5	100	1 roll	18 4012
3/8	9.5	4.5 - 9.5	100	1 roll	18 4014
1/2	12.5	6.0 - 12.5	100	1 roll	18 4016
3/4	19.0	9.0 - 19.0	100	1 roll	18 4018
1	26.0	12.5 - 26.0	50	1 roll	18 4020
1 1/2	41.5	20.0 - 41.5	50	1 roll	18 4022
2	50.0	25.0 - 50.0	25	1 roll	18 4024
3	80.0	41.0 - 80.0	25	1 roll	18 4026
4	100.0	51.0 - 100.0	25	1 roll	18 4028

Design		PU	Article no.

In handy dispensing boxes for trade and industry use, practical transport and storage boxes made from coated cardboard, for convenient and dust-free storage even after the package has been opened and easy and orderly unrolling and cutting off, ideal for workshops and mobile use.

Nominal-ø BEFORE shrinking inch	mm	Shrink range mm	Length m		
1/16	1.5	0.65 to 1.5	20	1	18 1318
3/32	2.5	1.0 to 2.5	15	1	18 1319
1/8	3.5	1.5 to 3.5	15	1	18 1327
3/16	5.0	2.3 to 5.0	12	1	18 1303
1/4	6.5	3.0 to 6.5	12	1	18 1305
3/8	9.5	4.5 to 9.5	8	1	18 1307
1/2	12.5	6.0 to 12.5	5	1	18 1311
3/4	19.0	9.0 to 19.0	5	1	18 1313
1	26.0	12.5 to 26.0	5	1	18 1317

In small package, suitable for trade use, containing 1 piece heat shrink tube 1 metre in length.

Nominal-ø BEFORE shrinking inch	mm	Shrink range mm	Length m		
3/16	5.0	2.3 to 5.0	1	1	18 1330
1/4	6.5	3.0 to 6.5	1	1	18 1331
3/8	9.5	4.5 to 9.5	1	1	18 1332
1/2	12.5	6.0 to 12.5	1	1	18 1333
3/4	19.0	9.0 to 19.0	1	1	18 1334
1	26.0	12.5 to 26.0	1	1	18 1335

Thin-walled green-yellow heat shrink tube, shrinkage ratio 2 : 1

Two-coloured, lengthwise striped, thin-walled, flexible electrical heat shrink tube with shrinkage ratio 2 : 1 (shrinking capacity down to half the specified internal diameter before heat shrinking). Highly suitable for electrical insulation, as bend- and abrasion protection, as damp protection for seals, for bundling, for strain relief and for marking in electronics and electrical engineering, telecommunications, cable assembly, in the automotive industry and many other areas, ideal marking grounding conductors.
Supplied on dispenser rolls, stable, environmentally friendly cardboard rolls, diameter approx. 300 mm - 550 mm (depending on size of heat shrink tube), core diameter approx. 30 mm, for industrial use in particular.

Nominal-ø BEFORE shrinking inch	mm	Shrink range mm	Length m		
3/32	2.5	1.0 to 2.5	200	1 roll	18 4106
1/8	3.5	1.5 to 3.5	200	1 roll	18 4108
3/16	5.0	2.3 to 5.0	100	1 roll	18 4110
1/4	6.5	3.0 to 6.5	100	1 roll	18 4112
3/8	9.5	4.5 to 9.5	100	1 roll	18 4114
1/2	12.5	6.0 to 12.5	100	1 roll	18 4116
3/4	19.0	9.0 to 19.0	100	1 roll	18 4118
1	26.0	12.5 to 26.0	50	1 roll	18 4120
1 1/2	41.5	20.0 to 41.5	50	1 roll	18 4122
2	51.0	25.0 to 51.0	25	1 roll	18 4124
3	80.0	40.0 to 80.0	25	1 roll	18 4126
4	100.0	50.0 to 100.0	25	1 roll	18 4128

Design				PU	Article no.

In handy dispensing boxes for trade and industry use, practical transport and storage boxes made from coated cardboard, for convenient and dust-free storage even after the package has been opened and easy and orderly unrolling and cutting off, ideal for workshops and mobile use.

Nominal-ø BEFORE shrinking inch	mm	Shrink range mm	Length m		
3/32	2.5	1.0 to 2.5	15	1	18 4136
1/8	3.5	1.5 to 3.5	15	1	18 4138
3/16	5.0	2.3 to 5.0	12	1	18 4140
1/4	6.5	3.0 to 6.5	12	1	18 4142
3/8	9.5	4.5 to 9.5	8	1	18 4144
1/2	12.5	6.0 to 12.5	8	1	18 4146
3/4	19.0	9.0 to 19.0	5	1	18 4148
1	26.0	12.5 to 26.0	5	1	18 4150

Medium-walled black heat shrink tube,

Shrinkage ratio 3 : 1

Halogen-free, medium-walled, yet very flexible standard electrical heat shrink tube with shrinkage ratio of 3 : 1 (shrinking capacity down to a third of the specified internal diameter before heat shrinking). Highly suitable for electrical insulation, as bend and abrasion protection, as damp protection for seals, for bundling, for strain relief and for marking in electronics and electrical engineering, telecommunications, cable assembly, in the automotive industry and many other areas. Thanks to the shrinkage ratio of 3 : 1, particularly suitable for compensating large differences in diameter of the object to be shrink-wrapped, e.g. markedly contoured parts such as coupling sleeves, plugs and switches, as well as for covering a wide range of applications with just a few heat shrink tube sizes, without adhesive lining.
Supplied on dispenser rolls, stable, environmentally friendly cardboard rolls, diameter approx. 300 mm – 550 mm (depending on size of heat shrink tube), core diameter approx. 30 mm, for industrial use in particular.

Nominal-ø BEFORE shrinking inch	mm	Shrink range mm	Length m		
1/16	1.5	0.5 to 1.5	200	1 roll	18 4204
1/8	3.0	1.0 to 3.0	200	1 roll	18 4206
1/4	6.0	2.0 to 6.0	100	1 roll	18 4208
3/8	9.0	3.0 to 9.0	50	1 roll	18 4210
1/2	12.0	4.0 to 12.0	50	1 roll	18 4212
3/4	18.0	6.0 to 18.0	50	1 roll	18 4214
1	24.0	8.0 to 24.0	25	1 roll	18 4216

Heat shrink tube in 1 metre sections

1 1/2	39.0	13 to 39	1	1	18 4218
2	50.0	16 to 50	1	1	18 4220
3	80.0	26 to 80	1	1	18 4222
4	100.0	33 to 100	1	1	18 4224

In handy dispensing boxes for trade and industry use, practical transport and storage boxes made from coated cardboard, for convenient and dust-free storage even after the package has been opened and easy and orderly unrolling and cutting off, ideal for workshops and mobile use.

Nominal-ø BEFORE shrinking inch	mm	Shrink range mm	Length m		
1/16	1.5	0.5 to 1.5	17	1	18 4234
1/8	3.0	1.0 to 3.0	15	1	18 4236
1/4	6.0	2.0 to 6.0	5	1	18 4238
3/8	9.0	3.0 to 9.0	8	1	18 4240
1/2	12.0	4.0 to 12.0	6	1	18 4242
3/4	18.0	6.0 to 18.0	4	1	18 4244
1	24.0	8.0 to 24.0	3	1	18 4246

Design		PU	Article no.		

Medium-walled black heat shrink tube,

Shrinking ratio 3 : 1, with internal adhesive

Halogen-free, medium-walled, yet very flexible standard electrical heat shrink tube with shrinkage ratio 3 : 1 (shrinking capacity down to a third of the specified internal diameter before heat shrinking). Thanks to outstanding mechanical stability and chemical resistance, this tube is highly suitable for electrical insulation, as bend and abrasion protection, as damp protection for seals, for bundling, for strain relief and for marking in electronics and electrical engineering, telecommunications, cable assembly, in the automotive industry and many other areas. Thanks to the shrinkage ratio of 3 : 1, particularly suitable for compensating for large differences in diameter of the object to be shrink-wrapped, e.g. markedly contoured parts such as coupling sleeves, plugs, and switches, as well as for covering a wide range of applications with just a few heat shrink tube sizes. Excellent sealing properties thanks to the inner lining of special hot melt adhesive, providing outstanding protection against water and moisture penetration.
The melting temperature of the hot melt adhesive is approx. +70 °C to +80 °C.

Supplied on dispenser rolls, stable, environmentally friendly cardboard rolls, diameter approx. 300 mm - 550 mm (depending on size of heat shrink tube), core diameter approx. 30 mm, for industrial use in particular.

Nominal-ø BEFORE shrinking inch	mm	Shrink range mm	Length m			
1/8	3.2	1.0 to 3.2	200	1 roll	18 4306	
1/4	6.4	2.2 to 6.4	100	1 roll	18 4308	
Heat shrink tube in 1.22 metre sections						
3/8	9.5	3.2 to 9.5	1.22	1	18 4310	
1/2	12.7	4.2 to 12.7	1.22	1	18 4312	
3/4	19.1	6.3 to 19.1	1.22	1	18 4314	
1	25.4	8.5 to 25.4	1.22	1	18 4316	
1 1/2	39.0	13.5 to 39.0	1.22	1	18 4318	
2	50.0	17.0 to 50.0	1.22	1	18 4320	

Hot air blower set

robust and reliable device “Made in Germany” for all standard applications with hot air up to max. 500 °C, e.g. thawing water pipes, heat shrinking, drying and removing paint, plastic forming, soft-soldering, etc. With 2 heat settings: Setting 1 up to 300 °C and 240 litres/min. air volume, Setting 2 up to 500 °C and 500 litres/min. air volume, wattage 1600 W, 230 – 240 Volt, 50 Hz, with strong rubber connecting cable, double overheating protection, suitable for manual and stand operation. Weight 700 g
Supply includes 2 push-on nozzles: wide angle nozzle (for all-round even heat for soft-soldering thin copper pipes, for heat shrinking heat shrink tubes and for forming PVC tubes), soldering reflector nozzle (for simultaneous soldering and shrinking of soldering sleeves).

			240 x 200 mm	1	18 1351

	Design		PU	Article no.	

Feed-through- and anti-kink sleeves made from soft PVC

Softened PVC is one of the first plastics to find a use in technical applications. Thanks to its thermoplastic properties, soft PVC can be processed both by injection moulding and extrusion. Depending on the formula of the blend, its consistency can be from semi-hard to rubber-like.

Soft PVC is distinguished by the following features:

- Heat resistant up to +90 °C briefly, up to +70/75 °C permanently
- Cold resistant up to -25 to -30 °C
- Resistant to water, ozone, weathering, diluted acids, alkalis and salts
- Very good resistance to ageing
- Medium resistance to aromatics, ketones, mineral oil, petrol, esters (swelling)
- Very good electrical insulation properties
- Large colour spectrum, colourfast
- Available in fully transparent or tinted transparent

These shaped parts feature perfect surfaces and exact dimensions.

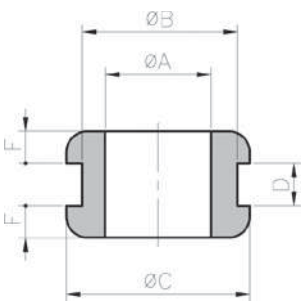

Feed-through grommets with through hole

Made of soft black PVC 9542
Can be used at temperatures between -30 °C and +70 °C
Hardness Shore A: 55 +/- 5
Tensile strength: 8 MPa
Elongation at break: > 250%
Dielectric strength: > 20 kV/mm
Characteristics: HB UL94

ø A mm	ø B mm	ø C mm	D mm	F mm	PG-dim	Metric			
4	8	11	1.5	2.0			100	18 4800	
5	8	11	1.5	2.0			100	18 4802	
6	9	12	1.0	2.0			100	18 4804	
6	9	12	4.0	2.0			100	18 4806	
6	9	12	2.0	2.0			100	18 4808	
6	9	12	1.5	2.0			100	18 4810	
7	10	14	1.5	2.5			100	18 4812	
8	10	14	1.5	2.5			100	18 4814	
8	12	16	1.5	2.5	7	12	100	18 4816	
9	12	16	1.5	2.5	7	12	100	18 4818	
10	12	16	2.0	2.5	7	12	100	18 4820	
10	18	22	1.0	2.5	11		100	18 4822	
10	18	22	4.0	2.5	11		100	18 4824	
12	18	22	1.0	2.5	11		100	18 4826	
14	22	27	1.0	3.0	16		100	18 4828	
16	22	27	1.0	3.0	16		100	18 4830	
18	22	27	1.0	3.0	16		100	18 4832	

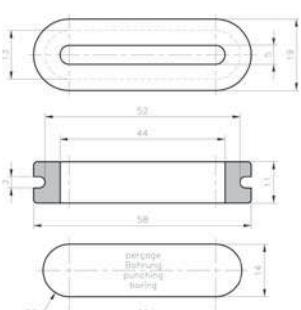

Grommet with long hole

Made of grey, soft PVC
Application temperatures: -30 °C to +70 °C
Hardness Shore A: 55 +/- 5
Tensile strength: 8 MPa
Elongation at break: > 250%
Dielectric strength: > 20 kV/mm
Characteristics: HB UL94

Application for protection of flat cables

L mm	W mm	H mm				
52.0	13.0	11.0		100	18 4834	

Design		PU	Article no.

Anti-kink sleeves

Made of black, soft PVC
Application temperatures: -30 °C to +70°C
Hardness Shore A: 55 +/- 5
Tensile strength: 8 MPa
Elongation at break: > 250%
Dielectric strength: > 20 kV/mm
Characteristics: HB UL94
Application for protection of flat cables

PG-dimension	PU	Article no.
	100	18 4836
	100	18 4838
7	100	18 4840
	100	18 4842
	100	18 4844
7	50	18 4846
	100	18 4848
	100	18 4850
	100	18 4852

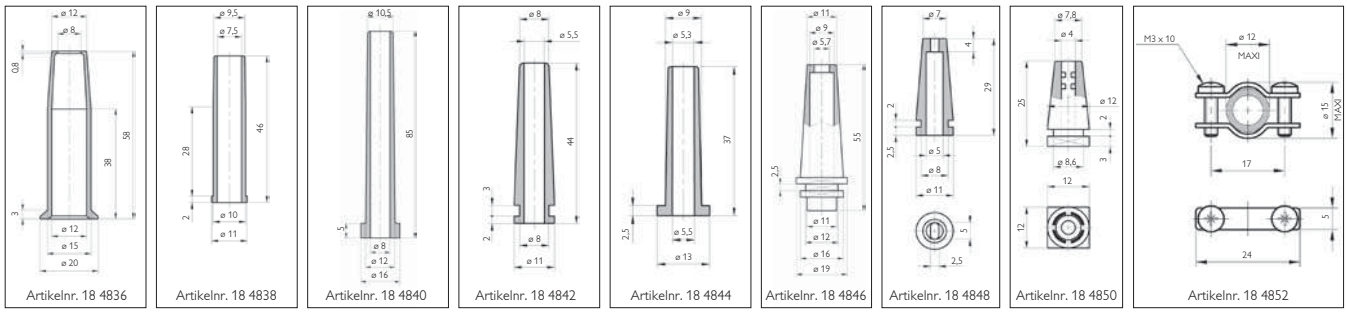

Membrane feed-through grommets

Made of black, soft PVC
Application temperatures: -30 °C to +70°C
Hardness Shore A: 55 +/- 5
Tensile strength: 8 MPa
Elongation at break: > 250%
Dielectric strength: > 20 kV/mm
Characteristics: HB UL94
Application: to seal cable outlets; they allow cables and wires to be fed through the membrane, ensuring a seal against dust.

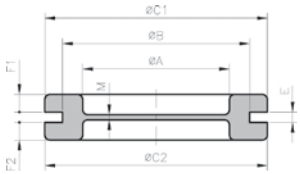

ø A mm	ø B mm	ø C1 mm	ø C2 mm	E mm	F1 mm	F2 mm	M mm	PG-dim		
9.0	15.0	20.0	18.0	2.0	2.5	2.5	1.0	9	100	18 4854
11.0	18.0	22.5	21.5	2.0	2.5	2.5	1.0	11	100	18 4856
13.5	20.0	24.0	24.0	2.0	2.5	2.5	1.0	13.5	100	18 4858
16.0	22.0	27.5	26.0	2.0	2.7	2.7	1.0	16	100	18 4860
21.0	28.0	34.5	34.5	2.0	3.0	3.0	1.0	21	100	18 4862
21.0	28.0	34.5	34.5	1.0	4.0	3.0	1.2	21	100	18 4864
29.0	36.5	43.0	43.0	2.2	3.7	3.7	1.5	29	100	18 4866
35.0	46.0	52.5	52.5	2.5	3.8	3.8	1.3	36	100	18 4868
46.5	59.0	66.2	66.2	2.5	4.0	4.0	1.6	48	50	18 4870

ø A mm	ø B mm	ø C1 mm	ø C2 mm	E mm	F1 mm	F2 mm	M mm	Metr. dim		
9.0	16.0	20.0	20.0	2.0	2.5	2.5	1.0	M16	100	18 4874
13.5	20.0	25.0	25.0	2.0	2.5	2.5	1.0	M20	100	18 4876
18.5	25.0	30.5	30.5	2.0	2.5	2.5	1.0	M25	100	18 4878
25.0	32.0	39.0	39.0	2.0	3.0	3.0	1.0	M32	100	18 4880
31.0	40.0	47.0	47.0	2.5	3.8	3.8	1.0	M40	50	18 4882
39.0	50.0	57.0	57.0	2.5	3.8	3.8	1.0	M50	50	18 4884
53.0	63.5	75.0	75.0	2.5	3.8	3.8	1.0	M63	50	18 4886

Technical data heat-shrink tubes

Nominal size		Inner diameter			Wall thickness				Application range
		BEFORE shrinking		AFTER shrinking	BEFORE shrinking		AFTER shrinking		
			Tolerance			Tolerance		Tolerance	ø
Inch	mm	mm	+/- mm	mm	mm	+/- mm	mm	+/- mm	mm
Heat shrink tube, thin-walled, black, shrinkage rate 2 : 1									
3/64	1.1	1.0	0.2	0.50	0.13	0.05	0.22	0.05	0.5 to 1.1
1/16	1.5	1.5	0.3	0.65	0.18	0.05	0.25	0.05	0.65 to 1.5
3/32	2.5	2.5	0.3	1.00	0.18	0.05	0.35	0.05	1.0 to 2.5
1/8	3.5	3.5	0.4	1.50	0.20	0.05	0.40	0.05	1.5 to 3.5
3/16	5.0	5.0	0.4	2.25	0.23	0.08	0.50	0.08	2.3 to 5.0
1/4	6.5	6.5	0.4	3.00	0.28	0.08	0.55	0.08	3.0 to 6.5
3/8	9.5	9.5	0.5	4.50	0.30	0.08	0.60	0.08	4.5 to 9.5
1/2	12.5	12.5	0.5	6.00	0.30	0.08	0.60	0.08	6.0 to 12.5
3/4	19.0	19.0	0.7	9.00	0.40	0.15	0.80	0.15	9.0 to 19.0
1	26.0	25.6	0.7	12.5	0.45	0.15	0.90	0.15	12.5 to 26.0
1 1/2	41.5	41.5	0.7	20.0	0.50	0.15	1.0	0.15	20.0 to 41.5
2	50.0	51.5	0.7	25.0	0.50	0.15	1.0	0.15	25.0 to 50.0
3	80.0	80.0	1.0	40.0	0.55	0.20	1.8	0.15	41.0 to 80.0
4	100.0	100.0	1.0	50.0	0.70	0.20	2.2	0.15	51.0 to 100.0
Heat-shrink tube, thin-walled, green-yellow, shrink rate 2 : 1									
3/32	2.5	2.5	0.2	1.00	0.20	0.05	0.40	0.05	1.0 to 2.5
1/8	3.5	3.5	0.3	1.50	0.25	0.05	0.40	0.05	1.5 to 3.5
3/16	5.0	4.5	0.3	2.00	0.25	0.05	0.44	0.05	2.3 to 5.0
1/4	6.5	6.5	0.3	3.00	0.25	0.05	0.55	0.08	3.0 to 6.5
3/8	9.5	10.7	0.4	5.00	0.30	0.08	0.60	0.08	4.5 to 9.5
1/2	12.5	12.5	0.4	6.00	0.30	0.08	0.65	0.08	6.0 to 12.5
3/4	19.0	21.4	0.5	10.0	0.40	0.15	0.82	0.15	9.0 to 19.0
1	26.0	26.5	0.8	12.5	0.40	0.15	1.0	0.15	12.5 to 26.0
1 1/2	41.5	41.5	1.0	20.0	0.50	0.15	1.2	0.15	20.0 to 41.5
2	51.0	51.5	1.0	25.0	0.50	0.15	1.2	0.15	25.0 to 51.0
3	80.0	80.0	1.0	40.0	0.60	0.15	1.7	0.15	40.0 to 80.0
4	100.0	100.0	1.0	50.0	0.70	0.15	2.1	0.15	50.0 to 100.0
Heat shrink tube, medium walled, black, shrinkage ratio 3 : 1									
1/16	1.5	1.5	0.3	0.5			0.50	0.10	0.5 to 1.5
1/8	3.0	3.0	0.3	1.0			0.65	0.10	1.0 to 3.0
1/4	6.0	6.0	0.4	2.0			0.75	0.10	2.0 to 6.0
3/8	9.0	9.0	0.4	3.0			0.95	0.15	3.0 to 9.0
1/2	12.0	12.0	0.4	4.0			1.10	0.15	4.0 to 12.0
3/4	18.0	18.0	0.5	6.0			1.25	0.15	6.0 to 18.0
1	24.0	24.0	0.5	8.0			1.50	0.20	8.0 to 24.0
1 1/2	39.0	39.0	0.7	13.0			1.90	0.20	13.0 to 39.0
2	50.0	50.0	0.7	16.0			2.50	0.20	16.0 to 50.0
3	80.0	80.0	1.0	26.0			2.8	0.20	26.0 to 80.0
4	100.0	100.0	1.03	3.0			3.0	0.20	33.0 to 100.0
Heat shrink tube, medium walled, black, shrinkage ratio 3 : 1, with adhesive lining									
1/16	1.5	1.5	0.3	0.5			0.50	0.10	0.5 to 1.5
1/8	3.2	3.0	0.3	1.0			0.65	0.10	1.0 to 3.2
1/4	6.4	6.0	0.4	2.0			0.75	0.10	2.2 to 6.4
3/8	9.5	9.0	0.4	3.0			0.95	0.15	3.2 to 9.5
1/2	12.7	12.0	0.4	4.0			1.10	0.15	4.2 to 12.7
3/4	19.1	18.0	0.5	6.0			1.25	0.15	6.3 to 19.1
1	25.4	24.0	0.5	8.0			1.50	0.20	8.5 to 25.4
1/8	3.2	3.5	0.3	1.0			0.95	0.35	1.0 to 3.2
1/4	6.4	6.8	0.4	2.2			1.2	0.60	2.2 to 6.4
3/8	9.5	9.9	0.4	3.2			1.4	0.65	3.2 to 9.5
1/2	12.7	13.2	0.5	4.2			1.6	0.75	4.2 to 12.7
3/4	19.1	19.6	0.5	6.3			2.0	0.90	6.3 to 19.1
1	25.4	25.4	0.8	8.5			2.1	0.90	8.5 to 25.4
1 1/2	39.0	40.0	0.8	13.5			2.4	1.05	13.5 to 39.0
2	50.0	51.5	0.8	17.0			2.7	1.20	17.0 to 50.0

Safety tools

Insulated safety tools and insulated protective agents have been developed for use during work on live parts. Their use should not, however, be a "blank cheque" for the user; rather applicable regulations (including accident prevention regulations, VBG, DIN, VDE and others) must always be observed and followed. Upon request we will gladly send you specifics and additional informational material.

1000 V — Insulated hand tools, tested and VDE-certified according to European standard EN 60900 or resp. VDE specification 0682, part 201.

1000 V — Insulated hand tools tested according to European standard EN 60900 or resp. VDE specification 0682, part 201.

Description of the symbols

Energised work
VDE/GS tested
Cutting hardness in HRC
Ridged gripping surfaces
Gripping surfaces ridged at an angle
with cutting bevel
With slight cutting bevel
single joint
Lap joint
Box joint
Flat nose pliers
Flat-round pliers
Round nose pliers
Wire type soft
Wire type medium-hard
Wire type hard
Wire type piano
Wire type rope
Wire type Cu-cable

Functional description of the wire strippers

- Set the adjusting screw to the desired conductor cross section to be stripped by turning it (left / right).
- Secure the adjusting screw with the counter nut.
- Insert the cable.
- Press the pliers closed and remove the plastic sheathing.

Circlip pliers

Form	Span width mm for circlips	Form	Span width mm for circlips	Form	Span width mm for circlips	Form	Span width mm for circlips
A 3	3 - 10	B 3	3 - 10	C 3	3 - 10	D 3	3 - 10
A 10	10 - 25	B 10	10 - 25	C 10	10 - 25	D 10	10 - 25
A 19	19 - 60	B 19	19 - 60	C 19	19 - 60	D 19	19 - 60
A 40	40 - 100	B 40	40 - 100	C 40	40 - 100	D 40	40 - 100
A 85	85 - 165	B 85	85 - 165	C 85	85 - 165	D 85	85 - 165

Form A and B for outer protection

Form C and D for inner protection

Classification of Cimco screwing tools according to thread ø mm

Cross-head Pozidriv

Threaded ø mm	Tool holder
2.5 - 3.0	Size 1
3.5 - 5.0	Size 2
6.0	Size 3

Cross-head Phillips

Threaded ø mm	Tool holder
2,0 - 3,0	Gr. 0
2,5 - 3,0	Gr. 1
3,5 - 4,8	Gr. 2
5,5 - 7,0	Gr. 3

TORX®

Threaded ø mm	Tool holder
3,0 - 3,5	T 10
4,0 - 4,5	T 20
5,0 - 6,0	T 25

Wood screws DIN 96

Threaded ø mm	Tool holder
3	6.0 x 0.8
3.5	7.0 x 0.8
4	8.0 x 1.0
4.5	9.0 x 1.0
5	10.0 x 1.2
6	12.0 x 1.6

Cylinder head screws DIN 84

Threaded ø mm	Tool holder
M 3	5.5 x 0.8
M 4	7.0 x 1.2
M 5	8.5 x 1.2
M 6	10.0 x 1.6
M 8	13.0 x 2.0

Hex-head machine screws DIN

Threaded ø mm	Tool holder	Threaded ø mm	Tool holder
2.5	Size 5	12.0	Size 19
3.0	Size 5.5	14.0	Size 22
4.0	Size 7	16.0	Size 24
5.0	Size 8	20.0	Size 30
6.0	Size 10	24.0	Size 36
8.0	Size 13	30.0	Size 46
10.0	Size 17		

English and American units of measurement

Weights		Length units	
1 ounce	28.349 g	1 inch	25.4 mm
1 pound (lb)	0.454 kg	1 foot	0.3048 m
1 UK ton	1.016 t	1 yard	0.914 m
1 US ton	0.907 t	1 mile	1.609 km
1 kp	10 Newtons		

Parameters for installing straddling dowels

Dowel-ø mm	Dowel length mm	Drill hole depth mm	Drill ø mm	Bolt ø mm
5	25	35	5	2.5 - 4
6	30	40	6	3.5 - 5
8	40	55	8	4.5 - 6
10	50	70	10	6 - 8
12	60	75	12	8 - 10
14	70	85	14	10 - 12
16	80	95	16	12 - 14
20	90	110	20	16

According to DIN VDE 0220 part 2 screws of strength class 8.8 are tightened with the following torques:

Thread size	Tightening torque (Nm)	Thread size	Tightening torque (Nm)
M 5	5	M 12	75
M 6	9	M 14	120
M 7	15	M 16	190
M 8	22	M 20	380
M 10	44	M 10	44

	CIMCO article no.	Cat. page	with hammer	Holder			Material																
				STANDARD	Hex	SDS	Granite	Concrete	Armoured concrete	Clinker brick	Masonry e.g. sand-lime brick	Tiles	Marble	Natural stone	Synthetic stone e.g. aerated concrete	Hard wood	Soft wood	Plastic	Drywall e.g. Rigips	Aluminium	Other non-ferrous metals	Steel sheets	VA steel sheets
Diamond core drill	20 7380 ff	112	no		X		X	X	X	X	X	X	X	X	X	X							
Impact core bits	20 7311 ff	104	yes		X	X		X		X	X			X	X								
T.C.T. hole saws	20 7714 ff	112	no		X	X						X			X	X	X	X	X				
HSS bi-metal hole saws	20 7414 ff	110	no		X											X	X	X	X				
Step drill	20 1200 ff	104	no	X												X	X	X		X	X	X	X
Sheet taper drill	20 1280 ff	105	no	X												X	X	X		X	X	X	X
Twist drill	20 0314 ff	100	no	X												X	X	X		X	X	X	X
Stone and concrete drill	20 1600 ff	101	yes	X						X	X	X	X	X	X								
Hammer drill	20 8100 ff	103	yes			X	X	X	X	X	X												
Multi-purpose drills	20 1880 ff	103	no	X						X	X	X	X	X	X	X	X	X	X				
Cased drill	20 6306 ff	90	no	X												X	X	X	X				

Keyword: new dimensions in electrical installation.

The European standard DIN EN 50262 "Cable Glands for Electrical Installations" has been valid since 1 January 2000 thus abolishing the PG system common in Germany. Electrical installation tubes, screwed cable glands, sockets, housings and cabinets are affected.

The change provides advantages to the user:

- 10 PG sizes are replaced with just 8 metric sizes
- With each metric size, a sealing area is achieved that is approx. 20% larger than with the PG size
- The outer thread diameter can be derived directly from the type designation (example: M16 = 16 mm outer diameter)

During the transition period, both systems are available simultaneously (for replacement and repair installations). CIMCO recommends always having both types of step drill, thread cutters and screw punchers to hand.

Recommended installation bores for screwed cable glands (PG and metric)

PG	Thread	Installation drill hole required mm		Metric	Installation drill hole required mm	
Thread	ø mm	Through-hole	Core hole	Thread	Through-hole	Core hole
PG 7	12.5	13	11.5	M 12 x 1.5	12.5	10.5
PG 9	15.2	15.7	14	M 16 x 1.5	16.5	14.5
PG 11	18.6	19	17.4	M 20 x 1.5	20.5	18.5
PG 13.5	20.4	21	19	M 25 x 1.5	25.5	23.5
PG 16	22.5	23	21.25	M 32 x 1.5	32.5	30.5
PG 21	28.3	28.8	27	M 40 x 1.5	40.5	38.5
PG 29	37.0	37.5	35.5	M 50 x 1.5	50.5	48.5
PG 36	47.0	47.5	45.5	M 63 x 1.5	63.5	61.5
PG 42	54.0	54.5	52.5			
PG 48	59.0	59.8	58			

Working guide values with good lubrication

Recommended revolutions per min. (rpm). For bore diameters not specified, select corresponding speed. Cutting performance and durability are significantly increased by good lubrication (drilling paste CIMCO article no. 20 1307) and by abiding by the recommended speeds.

Step drill

ø mm	PG dimension	Alloyed steel	Unalloyed steel	NF-metals	Plastic plywood
12.5	7	360	650	1200	2900
15.2	9	300	540	960	2400
18.6	11	250	450	800	2000
20.4	13.5	230	400	720	1800
22.5	16	200	370	650	1650

Sheet taper drill

ø mm	Alloyed steel	Unalloyed steel	NF-metals	Plastic plywood
3-14	600-400	800-500	2000-1500	3000-2000
6-20	500-200	700-400	1800-1000	2500-1500
16-30	200-100	400-200	1000- 500	1500-1000
25-40	100- 80	300-150	500- 300	1000- 500
36-52	80- 50	200-100	300- 200	600- 200

KATMEX Cable drum hoists

Cable drum ø mm min.	max.	max. Capacity/pair kg	Operation	Feature	Article no.
1100	1600	4000	Spindles, by hand	-	14 2320
1100	1600	4000	Pumps, by hand	Quick adjustment	14 2322
600	1600	2000	Levers, by hand	-	14 2324
800	2200	10000	Pumps, by foot, Presetting by ratcheting the axle bearing shells	Quick adjustment, mobile	14 2326
800	3200	10000	Pumps, by foot, Presetting by ratcheting the axle bearing shells	Quick adjustment, mobile	14 2328

Further hoists for cable drums weighing up to 20,000 kg available on request.

HSS bi-metal hole saw

ø mm	Mild steel	VA steel	Cast steel	Brass	Aluminium
14	550	300	400	790	900
16	530	275	365	730	825
17	500	250	330	665	750
19	460	230	300	600	690
21	425	210	280	560	630
22	390	195	260	520	585
24	370	185	245	495	555
25	350	175	235	470	525
27	325	160	215	435	480
29	300	150	200	400	450
30	285	145	190	380	425
32	275	140	180	360	410
33	260	135	175	345	390
35	250	125	165	330	375
37	240	120	160	315	360
38	230	115	150	300	345
40	220	110	145	290	330
41	210	105	140	280	315
43	205	100	135	270	305
44	195	95	130	260	295
46	190	95	125	250	285
48	180	90	120	240	270
51	170	85	115	230	255
52	165	80	110	220	245
54	160	80	105	210	240
57	150	75	100	200	230
59	145	75	100	195	225

HSS bi-metal hole saw

ø mm	Mild steel	VA steel	Cast steel	Brass	Aluminium
60	140	70	95	190	220
64	135	70	90	180	205
65	130	65	85	175	200
67	130	65	85	170	195
70	125	60	80	160	185
73	120	60	80	160	180
76	115	55	75	150	170
79	119	55	70	145	165
83	105	50	70	140	155
86	100	50	65	130	150
89	95	45	65	125	145
92	95	45	60	120	140
95	90	45	60	120	135
98	90	45	60	115	130
102	85	40	55	115	125
105	85	40	55	110	120
108	80	40	55	110	115
111	80	40	50	100	110
114	75	35	50	100	105
121	70	35	45	90	95
127	65	30	40	85	90
140	60	30	35	80	85
146	55	25	35	75	80
152	55	25	35	75	80

Measuring categories CAT I to CAT IV

The IEC/EN 61010-1 standard subdivides electric circuits into measuring categories CAT I to CAT IV so that measuring tools can be designed for the widely varying installation and application purposes. The measuring categories indicate in which application areas a measuring tool can be safely used. The protection of a measuring tool from a transient (=short-term, temporary) overvoltage is determined by the specification of the measurement category (overvoltage category) and the working voltage (nominal voltage to ground) e.g. CAT IV 600 V, CAT III 1,000 V.

The IEC/EN 61010-1 standard subdivides measuring electric circuits into the following measuring categories:

- CAT I: for measurements on electric circuits that are not directly connected to the mains.
- CAT II: for measurements on electric circuits that are directly connected to the mains.
- CAT III: for measurements in building installations.
- CAT IV: for measurements at the source of the low-voltage installation.

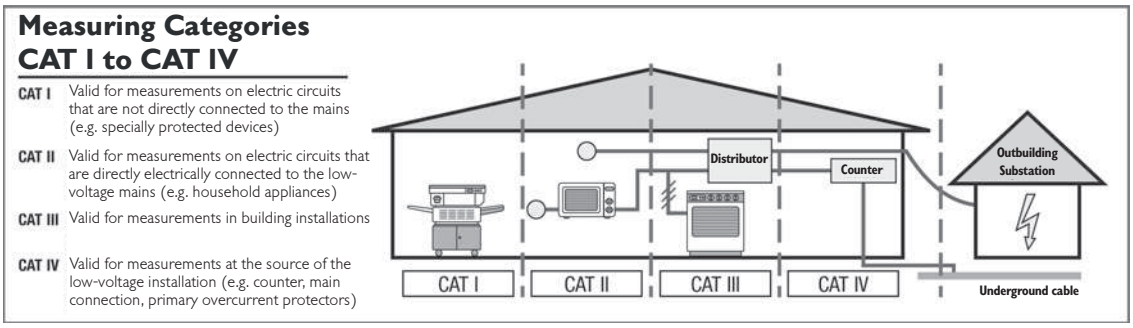

- The specification of the measurement category and the maximum nominal voltage determine the protection of the measuring tool from transient (temporary) overvoltage.
- These can occur due to a lightening strike in the distribution network or due to the switching on/off of large loads.
- The following basic principle applies: the higher the measurement category and the higher the nominal voltage, the greater the protection of the measuring tool against transient overvoltage.
- Protection against transient overvoltage to 8 kV

Data sheet for LED lamps

Designation	Article no.	Output	Luminous flux	Protection class	Light angle	Operation	Operating time	Luminous colour
LED torches 500.01-4500F	11 1534	1.2 W	180 Lm	IP 64	15 - 75°	3 x AAA	10 hrs	4,500 K
LED head lamp 500.03	11 1536	1 W	100 Lm	IP 64	6°	2 Xx AA	10 hrs	4,500 K
LED inspection lamp 600.08G	11 1540	0.15 W	5 Lm	IP 67	15°	2 x LR06	150 hrs	5,500 K
LED workshop lamps 700.01-4500G	11 1562	6 W	650 Lm	IP 64	25 – 100°	230 V/24 V		4,500 K
LED-PEN lamp	11 1524	-	-	-	-	-	-	-
LED-PEN work lamp	11 1522	-	-	IP 54	-	-	8 hrs	-
LED-PEN construction site spotlight	11 1580	10 W	700 Lm	IP 65	120°	-	4 hrs	5,500 K
LED-PEN construction site spotlight	11 1586	20 W	1,300 Lm	IP 65	120°	-	5 hrs	5,500 K
LED-PEN construction site spotlight	11 1588	30 W	2,000 Lm	IP	120°	-	3 hrs	5,500 K
LED-PEN construction site spotlight	11 1590	50 W	2,600 Lm	IP	120°	-	3 hrs	5,500 K
LED-PEN construction site spotlight with repl. battery	11 1592	20 W	1,300 Lm	IP	120°	-	3 hrs	5,500 K

Protection classes IP...

First digit	Degree of protection: Protection against contact and foreign bodies foreign body protection	Second digit	Degree of protection: protection against water
X	No special protection	X	No special protection
1	Protection against ingress of solid particles with a diameter greater than 50 mm	1	Protection against vertically dripping water
2	Protection against ingress of solid particles with a diameter greater than 12.5 mm	2	Protection against vertically dripping water, equipment tipped up to 15°
3	Protection against ingress of solid particles with a diameter greater than 2.5 mm	3	Protection against spraying water up to an angle of 60° to vertical
4	Protection against ingress of solid particles with a diameter greater than 1 mm	4	Protection against spraying water from all directions
5	Protection against dust (dust-protected). Complete contact protection	5	Protection against spraying water (jets) from all directions
6	Protection against ingress of dust (dust-tight). Complete contact protection	6	Protection against powerful water spray or rough seas
		7	Protection against water immersion under pressure and time conditions
		8	Protection against water when the equipment is constantly submerged

Tool recommendation table

FL

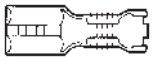

Non-insulated blade terminal connectors,
DIN 46244 ff, 2.8 - 4.8 - 6.3 mm tab width

Cross section mm²	Article no.	Crimp shape	Cat. page
0.5 – 6	10 6136	Roll crimp	263
0.5 – 6	10 6000	Roll crimp	262
0.5 – 6	10 6112	Roll crimp	263
0.5 – 6	10 4208	Roll crimp	267

IN

Insulated connection materials

Cross section mm²	Article no.	Crimp shape	Cat. page
0.5 – 6	10 1892	Oval crimp	267
0.5 – 6	10 6144	Oval crimp, asymmetric	268
0.5 – 6	10 1916	Oval crimp, symmetric	268
0.5 – 6	10 6000	Oval crimp, symmetric	262
0.5 – 6	10 6112	Oval crimp	263
10 – 16	10 1918	Oval crimp	268
0.5 – 6	10 4206	Oval crimp	268
0.25 – 6	10 4208	Roll crimp	268

AL

AL compression cable lugs and connectors

Cross section mm²	Article no.	Crimp shape	Cat. page
10 – 185	10 1867	Hex crimp	269
10 – 240	10 1868	Hex crimp	269
10 – 185	10 5698	Hex crimp	272
10 – 240	10 5701	Hex crimp	272
16 – 300	10 5702	Hex crimp	272
16 – 300	10 5704	Hex crimp	273

Wire end ferrules

WE



Cross section mm²	Article no.	Crimp shape	Cat. page
0.5 – 2.5	10 1906	Indent crimp	266
1.5 – 6	10 1907	Indent crimp	266
0.25 – 2.5	10 1911	Trapezoid crimp	266
0.5 – 16	10 1904	Indent crimp	266
10 – 35	10 1905	Indent crimp	266
0.5 – 16	10 6120	Trapezoid crimp	266
16 – 35	10 6140	Trapezoid crimp	266
25 + 50	10 6142	Trapezoid crimp	267
0.14 – 6	10 1940	Square crimp	266
0.08 – 10	10 1920	Square crimp	266
0.5 – 2.5	10 0725	Trapezoid crimp	267
0.5 – 2.5	10 0720	Trapezoid crimp	267
0.5 – 10	10 6000	Trapezoid crimp	262
0.5 – 50	10 6112	Oval crimp	263
0.5 – 16	10 1945	Square crimp	266
10 – 50	10 4200	Trapezoid crimp	267
50 – 95	10 4202	Trapezoid crimp	267
0.14 – 6	10 4190	Trapezoid crimp	267
6 – 16	10 4192	Trapezoid crimp	267
0.08 – 10	10 4194	Square crimp	267
2.5 – 16	10 4196	Square crimp	267
10 – 95	10 1867	Trapezoid crimp	269
10 – 240	10 1868	Trapezoid crimp	269
10 – 95	10 5698	Trapezoid crimp	272
10 – 240	10 5701	Trapezoid crimp	272
16 – 240	10 5702	Trapezoid crimp	272
16 – 240	10 5704	Trapezoid crimp	273

Tubular cable lugs and connectors "standard design"

T

Cross section mm²	Article no.	Crimp shape	Cat. page
0.75 – 16	10 1902	Indent crimp	269
6 – 50	10 1870	Notch crimp	269
50 – 120	10 1872	Notch crimp	269
120 – 240	10 1874	Notch crimp	269
6 – 50	10 1882	Hexagonal crimping	269
10 – 120	10 1880	Hexagonal crimping	269
16 – 95	10 1884	Hexagonal crimping	269
25 – 150	10 1885	Hexagonal crimping	269
0.1 – 16	10 4204	Notch crimp	268
6 – 185	10 1867	Hexagonal crimping	269
6 – 300	10 1868	Hexagonal crimping	269
6 – 185	10 5698	Hexagonal crimping	272
6 – 300	10 5701	Hexagonal crimping	272
10 – 400	10 5702	Hexagonal crimping	272
10 – 400	10 5704	Hexagonal crimping	273

Tubular cable lugs for finely-stranded conductors

F

Cross section mm²	Article no.	Crimp shape	Cat. page
10 – 70	10 1867	Indent crimp	269
10 – 70	10 1868	Indent crimp	269
10 – 70	10 5698	Indent crimp	272
10 – 70	10 5701	Indent crimp	272
16 – 150	10 5702	Indent crimp	272
16 – 150	10 5704	Indent crimp	273

Round crimp inserts

RO

Cross section mm²	Article no.	Crimp shape	Cat. page
10 – 185	10 1867	Indent crimp	269
10 – 240	10 1868	Indent crimp	269
10 – 185	10 5698	Indent crimp	272
10 – 240	10 5701	Indent crimp	272
10 – 300	10 5702	Indent crimp	272
10 – 300	10 5704	Indent crimp	273

Non-insulated crimping cable lugs (ring, fork, and pin-shaped)

C

Cross section mm²	Article no.	Crimp shape	Cat. page
1.5 – 10	10 6134	Indent crimp	268
0.5 – 16	10 1909	Indent crimp	268
10 – 35	10 6146	Indent crimp	268
0.5 – 10	10 6000	Indent crimp	262
0.5 – 10	10 6112	Oval crimp	264
0.1 – 16	10 4204	Notch crimp	268
10 – 70	10 1867	Indent crimp	269
10 – 70	10 1868	Indent crimp	269
10 – 70	10 5698	Indent crimp	272
10 – 70	10 5701	Indent crimp	272
16 – 150	10 5702	Indent crimp	272
16 – 150	10 5704	Indent crimp	273

Compression cable lugs and connectors according to DIN 46235 / DIN 46267

D

Cross section mm²	Article no.	Crimp shape	Cat. page
6 – 50	10 1883	Hexagonal crimping	269
16 – 95	10 1886	Hexagonal crimping	269
25 – 150	10 1888	Hexagonal crimping	269
6 – 185	10 1867	Hexagonal crimping	269
6 – 300	10 1868	Hexagonal crimping	269
6 – 185	10 5698	Hexagonal crimping	272
6 – 300	10 5701	Hexagonal crimping	272
10 – 300	10 5702	Hexagonal crimping	272
10 – 300	10 5704	Hexagonal crimping	273

Crimping shapes for cable connections

Hexagonal crimping
For crimping Cu tubular cable lugs and connectors, compression cable lugs and connectors DIN 46235/DIN 46267, Al compression cable lugs and connectors.
Application areas: 6 – 1000 mm²

Oval crimp
For crimping insulated tubular cable lugs and connectors, insulated pin-shape cable lugs and insulated cable connectors.
Application areas: 0.1 – 185 mm²

Notching
For notching Cu tubular cable lugs and connectors.
Application areas: 6 – 400 mm²

Indent crimp
For crimping Cu tubular cable lugs and connectors of "standard design".
Application areas: 0.75 – 400 mm²

Trapezoid crimp
For crimping wire end ferrules and twin wire end ferrules.
Application areas: 0.14 – 185 mm²

Indent crimp
For crimping wire end ferrules and twin wire end ferrules.
Application areas: 4 – 95 mm²

Square crimp
For crimping wire end ferrules and twin wire end ferrules.
Application areas: 0.14 – 10 mm²

Roll crimp
For crimping non-insulated blade terminal connections.
Application areas: 0.1 – 6 mm²

Round crimp
For sector-shaped conductors 90° and 120°
Application areas: 10 sm – 300 sm, 35 se – 300 se

	Modular plugs		RJ 14	RJ 10	RJ 11	RJ 12	RJ 45	RJ 45 unshielded	RJ 45 shielded	RJ 45 shielded	BNC-/ TNC shielded	Fibre optics coaxial	(FOC) plug	
	Positions			4	4	6	6	8	Design CIMCO etc.	Design HIROSE	Design Stewart Stamping	(RG 58, RG 59 RG 62)	Round crimp	Hex crimp
Order no.	Contacts			2	4	4	6	8						
10 6116	no	no		●	●									
10 6117	no	no				●	●							
10 6211	yes	yes				●	●							
10 6118	no	no						●						
10 6212	yes	yes						●						
10 6110	yes	yes				●	●	●						
10 6200	yes	yes		●	●	●	●	●						
10 6201	yes	yes							●					
10 6202	yes	yes								●				
10 6203	yes	yes									●			
10 6138	yes	yes										●		
10 6156	yes	yes											●	
10 6158	yes	yes												●
Set 10 6210	yes	yes				●	●	●		●	●	●	●	●
Set 10 6009	yes	yes						●	●			●		
10 6016	yes	yes				●	●							
10 6018	yes	yes						●						
10 6019	yes	yes							●					
10 6018	yes	yes								●				
10 6015	yes	yes										●		

bold = crimping profile inserts for click 'n' crimp system; see page 262.

We recommend the following number of crimps for the individual cross sections:

Cross section mm²	Tubular cable lugs 5 mm crimping insert	Tubular cable lugs wide crimping inserts	Cable lugs DIN 46235 5 mm crimping insert	Cable lugs DIN 46235
6	1	1		
10	1	1		
16	1	1	2	1
25	2	1	2	1
35	2	1	2	1
50	2	1	3	1
70	2	1	3	1
95	2	1	4	2
120	2	1	4	2
150	2	1	4	2
185	2	1	4	2
240	4	2	5	2
300	4	2	5	4

Installation notes for cable lugs and connectors:
1. Strip conductor to required insertion length (+10% due to length change of the crimp sleeve).
2. The conductor ends must be mechanically cleaned prior to installation.
3. Insert the conductor into the cable lug or connector to the full insertion length.
4. While minding the crimp direction, crimp the cable lug or connector with the assigned tool.
Please use the adjacent drawing to determine the crimping direction for the cable lugs.

MCM	AWG	Outer diameter mm	inch	Cross section mm²	Comparable metric cross section
0.0025	46	0.04	0.0016	0.00126	
0.0039	44	0.05	0.0020	0.00196	
0.0076	41	0.07	0.0028	0.00385	
0.0097	40	0.079	0.0031	0.00490	
0.0123	39	0.089	0.0035	0.00622	
0.0161	38	0.102	0.0040	0.00817	
0.0201	37	0.114	0.0045	0.0102	
0.0250	36	0.127	0.0050	0.013	
0.0313	35	0.142	0.0056	0.016	
0.0397	34	0.16	0.0063	0.020	
0.0502	33	0.18	0.0071	0.025	
0.0639	32	0.203	0.0080	0.032	
0.0792	31	0.226	0.0089	0.040	
0.100	30	0.254	0.0100	0.051	0.05
0.128	29	0.287	0.0113	0.065	
0.159	28	0.32	0.0126	0.080	0.08
0.204	27	0.363	0.0143	0.103	0.1
0.253	26	0.404	0.0159	0.128	0.14
0.321	25	0.455	0.0179	0.163	
0.405	24	0.511	0.0201	0.205	0.2
0.511	23	0.574	0.0226	0.259	0.25
0.641	22	0.643	0.0253	0.325	0.34
0.812	21	0.724	0.0285	0.412	0.38
1.02	20	0.813	0.032	0.519	0.5
1.29	19	0.912	0.036	0.653	
1.63	18	1,024	0.040	0.824	0.75
2.05	17	1,151	0.045	1,040	1
2.58	16	1.29	0.051	1,307	
3.26	15	1.45	0.057	1,651	1.5
4.11	14	1,628	0.064	2,082	
5.19	13	1,829	0.072	2,627	2.5
6.53	12	2,052	0.081	3.31	
8.2	11	2,304	0.091	4.17	4
10.4	10	2,588	0.102	5.26	
13.1	9	2,906	0.114	6.63	6
16.6	8	3,268	0.128	8.39	
20.8	7	3,665	0.144	10.5	10
26.2	6	4.12	0.162	13.3	
33.1	5	4.62	0.182	16.8	16
41.7	4	5.19	0.204	21.1	
52.6	3	5.83	0.229	26.7	25
66.4	2	6.54	0.257	33.6	35
83.7	1	7.35	0.289	42.4	
105	0 or 1/0	8.25	0.324	53.5	50
133	00 or 2/0	9.27	0.364	67.4	70
167	000 or 3/0	10.4	0.41	85.0	95
211	0000 or 4/0	11.7	0.46	107.2	
250		14.6	0.57	127	120
300		16.0	0.63	152	150
350		17.3	0.68	177	185
400		18.9	0.74	203	
500		19.7	0.78	253	240
600		20.7	0.81	304	300
700		21.3	0.84	355	
750		22.0	0.87	380	
800		22.7	0.89	405	400
900		24.1	0.95	456	
1000		25.4	1.00	507	500
1250		28.4	1.12	633	625
1500		31.1	1.22	760	800
1750		33.6	1.32	887	
2000		35.9	1.41	1013	1000

The given values refer to single-wire solid conductors. For multi-stranded conductors the values are approximate.

MCM = 1000 circular mils; 1 circular mils = 0.0005067 mm²
AWG = American wire gauge

Terms of sale and delivery – Status August 2018

I. General provisions

1. Written declarations from both parties are decisive for the scope of the deliveries or performances (hereinafter: deliveries). However, the buyer's general terms and conditions of business only apply if the supplier or performance provider (hereinafter: supplier) has expressly agreed to them in writing. Verbal agreements must be confirmed in writing to be valid. Offers are non-binding prior to our written order confirmation.
2. The supplier unconditionally reserve their exploitation rights under property and copyright law for cost estimates, drawings and other documents (hereinafter: documents). The documents may only be made available to third parties with the prior consent of the supplier and, if the order is not granted to the supplier, the documents must immediately be returned to the supplier upon request. Clauses 1 and 2 apply correspondingly for the buyer's documents; these may, however, be made available to such third parties that the supplier has permissibly commissioned to make deliveries.
3. Partial deliveries are permissible provided they are reasonable for the buyer.
4. Specifications of dimensions, weights, and other characteristics of the goods are approximate values and are subject to the tolerances common in the field. The specifications do not indicate warranted characteristics in the legal sense provided they are not expressly designated as such. The products are described exclusively in our catalogue.

II. Prices and payment conditions

1. The prices listed are ex works and do not include packaging, shipping costs and transport insurance, nor do they include the legally applicable VAT.
2. The supplier's pecuniary claim is due 10 days after receipt of invoice.
3. For payments made within 10 days of the invoice date a 3% discount is granted. For payments made within 30 days of the invoice date a 2% discount is granted. All invoices are payable in full within 60 days of the invoice date.
4. Payments shall be made free of all transfer charges to the supplier's account.
5. The buyer can only offset with claims that are uncontested or legally effective.
6. If payment is made late, the supplier has the right to charge interest for delay in accordance with currently valid legislation.

III. Shipping terms; returns

1. Shipping occurs ex works and with no guarantee of the cheapest type of shipping, provided no specific agreement has been reached. Consignments with a net order value of more than € 500 are shipped free of charge; below a net order value of € 50, they are shipped ex works plus a € 10.- handling charge. Export shipments above a net goods value of € 250 are made free to the German border or F.O.B. at a German sea port.
2. Returning goods requires the consent of the supplier, provided this is not a matter of justified claims. If the buyer returns goods without the express consent of the supplier, and provided the reason for this is not a defective delivery, then the supplier shall charge a processing fee of 15% of the net goods value at current purchasing prices. This does not affect the right to demand contractual fulfillment and acceptance of the goods, including reimbursement of the additional costs incurred by the supplier due to the return. Returns of damaged and discontinued goods are never accepted.
3. Articles requiring revision can not be returned.
4. VDE certified articles will only be accepted for return against an increased fee of 30 %.

IV. Retention of title

1. The delivery items (reserved goods) remain the property of the supplier until all of the supplier's claims against the buyer that have arisen from the business transaction have been fulfilled. Should the value of all security interests to which the supplier is entitled exceeds the value of all secured claims by more than 20%, the supplier shall release part of the security interests if requested to do so by the buyer.
2. While the retention of title is in effect, the buyer does not have the right to pledge the goods or assign them by way of security. Resale is only permitted by resellers in the usual course of business and only subject to the condition that the reseller receives payment from their customer or, if the reseller stipulates that title to the goods is not transferred to their customer until the customer has fulfilled their payment obligations.
3. a) If the buyer sells the reserved goods, then the buyer already assigns as security their future claims arising from resale to their customer, with all ancillary rights – including any outstanding balances - to the supplier for security purposes, without any separate subsequent explanations being required. If the reserved goods are resold together with other objects without an agreement on the individual price of the reserved goods, then the buyer assigns to the supplier, with priority over the remaining claim, that part of the total price claim which corresponds to the price of the reserved goods set by the supplier in their invoice.
   b) For substantiation of a justified interest, the buyer must provide the supplier with the information required to satisfy the supplier's claims against the customer and the buyer must hand over the required documents.
   c) Until revocation, the buyer is authorised to collect the assigned claims from the resale. If an important reason exists, in particular delayed payment, stoppage of payment, opening insolvency proceedings, protest of a bill or justified suspicion of over-indebtedness or pending inability to pay on the part of the buyer, the supplier has the right to revoke the buyer's authorisation to collect. Furthermore, the supplier can, after giving prior warning with a reasonable grace period, disclose the assignment for security, realise the assigned claims and demand that the buyer disclose the assignment for security to the customer.
4. a) The buyer is permitted to process the reserved goods or to mix them or connect them with other objects. The processing, mixing or connecting (hereinafter: processing) is carried out for the supplier. The buyer shall keep the new item for the supplier with the diligence of a prudent businessman. The new item is considered to be reserved goods.
   b) If processing is carried out with other objects which do not belong to the supplier, the supplier is entitled to a share of the ownership of the new item which corresponds to the ratio of the value of the processed, mixed or connected (hereinafter: processed) reserved goods to the value of the rest of the processed goods at the time of processing. If the buyer acquires individual ownership of the new item, the supplier and the buyer agree that the buyer grants to the supplier a share of the ownership of the new item created by the processing corresponding to a ratio of the value of the processed reserved goods to the value of the rest of the processed goods at the time of processing.
   c) If the new item is sold, the buyer hereby assigns to the supplier as security their claim against the customer from the resale, including all ancillary rights. This assignment takes effect without requiring any special subsequent explanations. The assignment only applies to an amount that corresponds to the value of the processed reserved goods set by the supplier in their invoice. The share of the claim assigned to the supplier shall be given settlement priority. With regard to the authorisation to collect as well as the requirements for its revocation, No. 3. c) applies correspondingly.
   d) If the buyer connects the reserved goods to real estate or movable goods, then, without requiring any further special explanation, the buyer also assigns as security the claim which they are entitled to as compensation for the connection, including all ancillary rights, to an amount corresponding to the ratio of the value of the connected reserved goods to the value of the rest of the connected goods at the time of the connection.
5. In the event of pledging, confiscations or other access or intervention by a third party, the buyer must inform the supplier immediately.
6. In the event of breach of duty by the buyer, in particular delayed payment, the supplier has the right, after the expiration of a reasonable grace period for performance given to the buyer, to withdraw from the contract and recover the goods; this does not affect the legal stipulations on the expendability of setting a grace period. The buyer is obligated to surrender possession.

V. Deadlines for deliveries; delay

1. If the supplier is prevented from meeting a performance deadline, the performance deadline is pushed back by a reasonable period; this does not apply if the supplier is responsible for the delay. Compliance with deadlines presumes the proper receipt of all documents, required approvals and releases, in particular of plans, to be delivered by the buyer, as well as the compliance of the buyer with the agreed payment conditions and other obligations. If these requirements are not fulfilled on time, then the deadlines shall be extended correspondingly; this does not apply if the supplier is responsible for the delays.
2. Agreed delivery dates ("Delivery by ...", "Delivery in ...", "Delivery on ...") count as target dates, provided they are not expressly declared as binding by phrases such as "at the latest on ...", "guaranteed by ..." .
3. If deadlines are not met due to force majeure, e.g. mobilisation, war, civil unrest or similar events, e.g., strike, lockout, the deadlines are extended accordingly.
4. If the supplier is late, then - providing that the buyer can verify that they have incurred damages as a result - they can demand compensation for each complete week of delay of 0.5%, but totaling no more than 5%, of the price for the part of the delivery that could not be put to its intended use because of the delay.
5. Compensation claims by the buyer due to delivery delays and instead of performance which exceed the limits listed in No. 4 are excluded in all cases of delayed delivery, even after the expiry of any delivery deadline that may have been set. This does not apply where liability is mandatory as in cases of wilful intent, gross negligence, or due to death, physical injury or damage to health; this is not associated with a change in burden of proof to the disadvantage of the buyer. The buyer can only withdraw from the contract within the framework of legal provisions, insofar as the supplier is responsible for the delivery delay.
6. If requested to do so by the supplier, the buyer is obligated to declare by an appropriate deadline whether, due to the delivery delay, they intend to withdraw from the contract and/or demand compensation in lieu of performance or whether they insist on performance.
7. If, at the buyer's request, shipment or delivery is delayed by more than a month from notification of readiness for shipping, the buyer may be charged a storage fee for each month commenced of 0.5% of the price of the delivery items, up to a maximum, however, of a total of 5%. The contracting parties have the right to provide evidence of higher or lower storage costs.
8. If the buyer claims that they did not receive a delivery shipped to them, the supplier can charge the buyer for the costs of the inquiry of at least € 30.
9. Additional and other claims and rights in connection with delayed delivery or performance are excluded.

VI. Transfer of risk

1. Risk is transferred to the buyer, even in the case of carriage-free delivery, when shipping the delivery starts or it is collected, but no later than when the delivery leaves the warehouse. This also applies if the delivery is transported on our lorries. Upon the buyer's request and at their expense, the deliveries shall be insured against the usual transport risks.
2. If shipment or delivery is delayed for reasons attributed to the buyer or if the buyer delays acceptance for other reasons, then the risk passes to the buyer.

VII. Acceptance

1. The buyer may not refuse acceptance of deliveries due to negligible defects.

VIII. Material defects

The supplier is liable for material defects as follows:

1. All parts or performances that display a material defect within the limitation period without regard to operating time, shall, at the discretion of the supplier, be remedied, replaced or rendered again free of charge, provided the cause of the defect occurred before the risk transfer.
2. Material defect claims have a limitation period of 12 months. This does not apply if legislation dictates longer periods.
3. The buyer shall inspect the received goods immediately after arrival for quantity, condition, and any assured characteristics. The buyer shall immediately inform the supplier about material defects in writing. Acknowledgement of material defects must always be made in writing.
4. In the event of a defect notification, then the buyer may retain a portion of the payment due which corresponds to the proportion of the material defects found. The buyer may retain payments if a defect notification is made provided there is no doubt about the validity of the claim. If the defect notification is shown to be unjustified, the supplier has the right to demand that the buyer compensate the supplier for cost incurred.
5. Initially the supplier is always to be given the opportunity for supplementary performance within an appropriate period.
6. If the supplementary performance is unsuccessful, the buyer can withdraw from the contract – without affecting any claims for damages in accordance with Art. XI – or can reduce the payment. The buyer's legal right to withdraw does not require that the supplier is responsible for an existing defect of a purchased good. In all other cases, the buyer may only withdraw if there is a breach of duty for which the supplier is responsible.
7. There shall be no claims for defects in the case of negligible deviations from the agreed condition, or for negligible impairments of usability, of natural wear or of damages that occur after the transfer of risk as a result of improper or careless treatment, overloading or unsuitable operating materials or due to particular external influences which are not presupposed by the contract. If the buyer or a third party makes unsuitable changes or performs improper maintenance work, there shall also be no claims for defects arising from this or from its consequences.
8. Claims by the buyer for the necessary expenses incurred for the purpose of supplementary performance, in particular transport, infrastructure, labour and material costs, are excluded insofar as the expenses increase because the delivery item is subsequently relocated to a different place than the buyer's place of business, unless the relocation is in keeping with its intended use.
9. The buyer has statutory rights of recourse against the supplier only insofar as the buyer has not reached any agreements with their customer which go beyond the statutory claims for defects. Furthermore, number 8 applies correspondingly for the extent of the buyer's right of recourse against the supplier.
10. In other respects, Art. XI applies for claims for damages. (Other claims for damages). Additional claims or claims other than those regulated by Art. VIII, which are made by the buyer against the supplier and their vicarious agents, and which are based on a material defect, are excluded.

IX. Commercial property rights and copyrights; defects of title

1. Unless otherwise agreed, the supplier is obligated to provide the delivery free from third-party commercial property rights and copyrights (hereinafter: property rights) in the supplier's country only. Insofar as a third party asserts justified claims against the buyer owing to the infringement of property rights through deliveries provided by the supplier which are used as per contract, the supplier shall be liable to the buyer within the period defined in Art. VIII No. 2 as follows:
   a) At their discretion and cost, the supplier shall either obtain a right of use for the relevant deliveries, change the delivery so that property rights are not infringed, or exchange the delivery. If this is not possible at reasonable conditions, the buyer shall be entitled to the statutory rights of withdrawal or reduction. The buyer cannot demand compensation for useless expenditures.
   b) The supplier's obligation to provide compensation for damages is governed by Art. XI.
   c) The aforementioned obligations of the supplier apply only if the buyer promptly notifies the supplier in writing about claims asserted by third parties, if the buyer does not acknowledge an infringement and if the supplier retains all rights to all defensive actions and settlement talks. Should the buyer discontinue the use of the delivered items in order to mitigate damages or for other important reasons, then they are obliged to notify the third party that the discontinuation of use does not imply the acceptance of an infringement of property rights.
2. Claims of the buyer are excluded insofar as they are responsible for the infringement of property rights.
3. Claims of the buyer are also excluded insofar as the infringement of property rights is caused by special specifications of the buyer, by an application which was not foreseeable by the supplier, or due to the fact that the delivery is changed by the buyer or used together with products which were not delivered by the supplier.
4. In the case of property rights infringements, the provisions of Art. VIII No. 4, 5, and 9 correspondingly apply to the claims of the buyer set out in No. 1 a).
5. In the case of other defects of title, the provisions of Art. VIII apply correspondingly.
6. Irrespective of their legal bases, additional claims and rights or other claims and rights (e.g., amendment, reduction, withdrawal) other than those regulated by this article that are made by the buyer against the supplier and the supplier's vicarious agents on the grounds of material defect are excluded.

X. Impossibility; amendment

1. To the extent that supply is not possible, the buyer is entitled to demand compensation unless the supplier is not responsible for the impossibility. However, the claim for compensation by the buyer shall be confined to 10% of the value of the part of the delivery which cannot be put to its intended use, due to the impossibility. This does not apply where liability is mandatory as in cases of wilful intent, gross negligence, or due to death, physical injury or damage to health; this is not associated with a change in burden of proof to the disadvantage of the buyer. The right of the buyer to withdraw from the contract is not affected.
2. Insofar as an unforeseeable event within the meaning of Art. V No. 3 changes the commercial importance or the contents of the delivery or has substantial implications on the operation of the supplier, the contract shall be readjusted in accordance with the principles of good faith. Insofar as this is commercially unjustifiable, the supplier has the right to withdraw from the contract. If the supplier intends to withdraw from the contract, they shall notify the buyer of this without undue delay after recognising the implications of the event, even if an extension of the delivery time was initially agreed with the buyer.

XI. Other claims to compensation for damages

1. Claims for compensation for damages on the part of the buyer, regardless of their legal basis, but in particular on account of breach of duties derived from contractual obligation and from impermissible acts, are excluded.
2. This does not apply where liability is mandatory, e.g. in accordance with the Product Liability Act, in cases of wilful intent, gross negligence, or due to death, physical injury or damage to health, or due to infringement of essential contractual obligations. Compensation for damages for infringement of essential contractual obligations is, however, limited to contract-typical, foreseeable damages, unless liable due to wilful intent or gross negligence, or due to death, physical injury or damage to health. The aforementioned stipulations do not imply a change in the burden of proof to the disadvantage of the buyer.
3. Insofar as the buyer is entitled to compensation for damages in accordance with Art. XI, these expire at the end of the limitation period valid for material defect claims in accordance with Art. VIII No. 2.

XII. Place of jurisdiction and applicable law

1. If the buyer is a merchant, then the sole place of jurisdiction for all disputes arising directly or indirectly from the contractual relationship (including claims concerning cheques and bills of exchange) is the domicile of the supplier. The supplier, however, has the right to bring legal action at the buyer's domicile.
2. Contractual relations are governed by German substantive law, to the exclusion of the United Nations Convention on Contracts for the International Sale of Goods (CISG).

XIII. Binding nature of the contract

If individual provisions of this contract are or become legally invalid, the remaining sections of the contract shall remain binding. This does not apply if abiding by the contract would represent an unreasonable hardship for one of the parties.

Article no.	PU	Page
PU = Packaging Unit (pieces)		
09 7618	**1**	**53**
10 0000	**1**	**58, 211**
10 0024	1	57, 209
10 0030	1	57, 64
10 0062	1	58, 209
10 0082	1	58
10 0086	1	58
10 0090	1	58
10 0094	1	58
10 0212	1	57
10 0214	1	57, 209
10 0216	1	57, 209
10 0236	1	57, 209
10 0238	1	57, 209
10 0334	1	57, 209
10 0336	1	57, 209
10 0338	1	57, 209
10 0350	1	58
10 0352	1	58
10 0402	1	57, 209
10 0450	1	66, 239
10 0524	1	56
10 0526	1	56, 208
10 0528	1	56, 208
10 0570	1	56
10 0572	1	56, 208
10 0574	1	56, 208
10 0577	1	56, 208
10 0652	1	57, 208
10 0686	1	57, 209
10 0710	1	130
10 0712	1	130
10 0720	1	131, 267
10 0724	1	133
10 0725	1	135, 267
10 0726	1	133
10 0727	1	135
10 0728	1	135, 267
10 0730	1	132
10 0731	1	132
10 0732	1	132
10 0733	1	132
10 0736	1	132
10 0737	1	132
10 0738	1	132
10 0739	1	132
10 0740	1	134
10 0741	1	134
10 0743	1	133
10 0744	1	133
10 0745	1	133
10 0746	1	133
10 0747	1	133
10 0748	1	134
10 0749	1	134
10 0751	1	134
10 0752	1	134
10 0753	1	133
10 0755	1	132
10 0762	1	133, 221
10 0764	1	133
10 0765	1	128
10 0766	1	128
10 0770	1	132
10 0771	1	132
10 0772	1	132
10 0773	1	132
10 0774	1	134
10 0775	1	133
10 0777	1	133
10 0779	1	134
10 0780	1	133
10 0790	1	60, 211
10 0792	1	60, 212
10 0794	1	60, 212
10 0796	1	212
10 0802	1	61
10 0804	1	61
10 0806	1	61
10 0808	1	61
10 0810	1	61
10 0812	1	61
10 0814	1	61
10 0816	1	61
10 0818	1	61
10 0820	1	61
10 0822	1	61
10 0824	1	61
10 0826	1	61
10 1030	1	62
10 1038	1	62
10 1040	1	62
10 1044	1	62
10 1046	1	62
10 1048	1	62
10 1050	1	62
10 1051	1	62
10 1052	1	62
10 1054	1	62
10 1055	1	62
10 1076	1	62
10 1082	1	62
10 1096	1	62
10 1222	1	58, 236
10 1224	1	58, 236
10 1230	1	236
10 1236	1	236
10 1237	1	236
10 1238	1	236
10 1239	1	236
10 1241	1	236
10 1243	1	236
10 1256	1	236
10 1277	1	236
10 1279	1	236
10 1281	1	236
10 1283	1	236
10 1285	1	236
10 1300	1	65, 236
10 1302	1	65, 236
10 1304	1	65, 236
10 1370	1	237
10 1410	1	65
10 1412	1	65
10 1414	1	65
10 1416	1	65
10 1418	1	65
10 1430	1	65
10 1432	1	65
10 1434	1	65
10 1436	1	65
10 1438	1	65
10 1450	1	65
10 1452	1	65
10 1454	1	65
10 1456	1	65
10 1458	1	65
10 1470	1	65
10 1472	1	65
10 1474	1	65
10 1476	1	65
10 1478	1	65
10 1524	1	66
10 1540	1	66
10 1550	1	66
10 1562	1	66
10 1570	1	145
10 1571	1	145
10 1640	1	66
10 1650	1	66, 331
10 1690	1	64
10 1692	1	64
10 1694	1	64
10 1698	1	64
10 1700	1	64
10 1702	1	64
10 1704	1	64
10 1708	1	64
10 1720	1	64
10 1722	1	64
10 1724	1	64
10 1730	1	65
10 1732	1	57, 64
10 1733	1	64
10 1734	1	64
10 1735	1	64
10 1867	1	269
10 1868	1	269
10 1870	1	269
10 1872	1	269
10 1874	1	269
10 1880	1	269
10 1882	1	269
10 1883	1	269
10 1884	1	269
10 1885	1	269
10 1886	1	269
10 1888	1	269
10 1892	1	267
10 1902	1	269
10 1904	1	266
10 1905	1	266
10 1906	1	266
10 1907	1	266
10 1909	1	268
10 1911	1	266
10 1916	1	263, 268
10 1918	1	268
10 1920	1	266
10 1930	1	324
10 1931	1	324
10 1935	1	325
10 1940	1	266
10 1945	1	266
10 2000	1	268
10 2001	1 pair	264
10 2002	1 pair	263
10 2003	1 pair	263
10 2004	1 pair	263
10 2006	1 pair	264
10 2007	1 pair	264
10 2008	1 pair	263
10 2016	1 pair	263
10 2017	1 pair	263
10 2020	1	237
10 2057	1	67
10 2058	1	67
10 2059	1	67
10 2060	1	67
10 2062	1	67
10 2063	1	67
10 2064	1	67
10 2066	1	67
10 2067	1	67
10 2068	1	67
10 2069	1	67
10 2070	1	67
10 2071	1	67
10 2072	1	67
10 2080	1	67
10 2082	1	67
10 3012	1	63
10 3016	1	63
10 3018	1	63
10 3042	1	63
10 3062	1	63
10 3110	1	63, 212
10 3112	1	63, 212
10 3114	1	63, 212
10 3232	1	63, 212
10 3240	1	63, 212
10 4020	1	58, 209
10 4022	1	58
10 4030	1	62
10 4032	1	61
10 4190	1	267
10 4192	1	267
10 4194	1	267
10 4196	1	267
10 4200	1	267
10 4202	1	267
10 4204	1	268
10 4206	1	268
10 4208	1	268
10 4210	1	268
10 4311	1	271
10 4312	1	271
10 4313	1	271
10 4314	1	271
10 4315	1	271
10 5300	1 pair	274
10 5302	1 pair	274
10 5304	1 pair	274
10 5306	1 pair	274
10 5308	1 pair	274
10 5310	1 pair	274
10 5312	1 pair	274
10 5314	1 pair	274
10 5316	1 pair	274
10 5318	1 pair	274
10 5320	1 pair	274
10 5330	1 pair	274
10 5332	1 pair	274
10 5334	1 pair	274
10 5336	1 pair	274
10 5338	1 pair	274
10 5340	1 pair	274
10 5342	1 pair	274
10 5344	1 pair	274
10 5346	1 pair	274
10 5348	1 pair	274
10 5350	1 pair	274
10 5360	1 pair	274
10 5362	1 pair	274
10 5364	1 pair	274
10 5366	1 pair	274
10 5368	1 pair	274
10 5370	1 pair	274
10 5372	1 pair	274
10 5374	1 pair	274
10 5392	1 pair	275
10 5394	1 pair	275
10 5396	1 pair	275
10 5398	1 pair	275
10 5400	1 pair	275
10 5402	1 pair	275
10 5404	1 pair	275
10 5406	1 pair	275
10 5408	1 pair	275
10 5410	1 pair	275
10 5442	1 pair	275
10 5444	1 pair	275
10 5446	1 pair	275
10 5448	1 pair	275
10 5450	1 pair	275
10 5452	1 pair	275
10 5454	1 pair	275
10 5462	1 pair	275
10 5464	1 pair	275
10 5466	1 pair	275
10 5468	1 pair	275
10 5470	1 pair	275
10 5472	1 pair	275
10 5474	1 pair	275
10 5480	1 pair	275
10 5482	1 pair	275
10 5484	1 pair	275
10 5486	1 pair	275
10 5490	1 pair	275
10 5518	1	277
10 5550	1	273
10 5554	1	273
10 5555	1	273
10 5650	1	273
10 5651	1	273
10 5652	1	273
10 5653	1	273
10 5654	1	273
10 5655	1	273
10 5656	1	273
10 5657	1	273
10 5658	1	273
10 5659	1	273
10 5670	1 pair	276
10 5672	1 pair	276
10 5674	1 pair	276
10 5676	1 pair	276
10 5678	1 pair	276
10 5680	1 pair	276
10 5682	1 pair	276
10 5684	1 pair	276
10 5686	1 pair	276
10 5688	1 pair	276
10 5690	1 pair	276
10 5692	1 pair	276
10 5694	1 pair	276
10 5698	1	272

Article no.	PU	Page
10 5701	1	272
10 5702	1	272
10 5704	1	273
10 5705	1	271
10 5706	1	123
10 5708	1	123
10 5710	1	123
10 5711	1 pair	276
10 5712	1 pair	276
10 5713	1 pair	276
10 5714	1 pair	276
10 5715	1 pair	276
10 5716	1 pair	276
10 5717	1 pair	276
10 5718	1 pair	276
10 5719	1 pair	276
10 5720	1 pair	276
10 5721	1 pair	276
10 5722	1 pair	276
10 5723	1 pair	276
10 5730	1 pair	276
10 5731	1 pair	276
10 5732	1 pair	276
10 5733	1 pair	276
10 5734	1 pair	276
10 5735	1 pair	276
10 5736	1 pair	276
10 5737	1 pair	276
10 5738	1 pair	276
10 5739	1 pair	276
10 5740	1 pair	276
10 5741	1 pair	276
10 5742	1 pair	276
10 5749	1 pair	277
10 5750	1 pair	277
10 5751	1 pair	277
10 5752	1 pair	277
10 5753	1 pair	277
10 5754	1 pair	277
10 5755	1 pair	277
10 5756	1 pair	277
10 5757	1 pair	277
10 5758	1 pair	277
10 5759	1 pair	277
10 5760	1 pair	277
10 5761	1 pair	277
10 5762	1 pair	277
10 5763	1 pair	277
10 5764	1 pair	277
10 5765	1 pair	277
10 5770	1 pair	277
10 5771	1 pair	277
10 5772	1 pair	277
10 5773	1 pair	277
10 5774	1 pair	277
10 5775	1 pair	277
10 5776	1 pair	277
10 5777	1 pair	277
10 5778	1 pair	277
10 5779	1 pair	277
10 5780	1 pair	277
10 5781	1 pair	277
10 5782	1 pair	277
10 5783	1 pair	277
10 5784	1 pair	276
10 5785	1 pair	276
10 5786	1 pair	276
10 5787	1 pair	276
10 5788	1 pair	276
10 5789	1 pair	276
10 5790	1 pair	276
10 5791	1 pair	276
10 5792	1 pair	276
10 5793	1 pair	276
10 5799	1 pair	277
10 5802	1 pair	278
10 5804	1 pair	278
10 5806	1 pair	278
10 5808	1 pair	278
10 5810	1 pair	278
10 5812	1 pair	278
10 5814	1 pair	278
10 5816	1 pair	278
10 5818	1 pair	278
10 5820	1 pair	278

Article no.	PU	Page
10 5822	1 pair	278
10 5824	1 pair	278
10 5826	1 pair	278
10 5830	1 pair	278
10 5832	1 pair	278
10 5834	1 pair	278
10 5836	1 pair	278
10 5838	1 pair	278
10 5840	1 pair	278
10 5842	1 pair	278
10 5844	1 pair	278
10 5846	1 pair	278
10 5848	1 pair	278
10 5850	1 pair	278
10 5852	1 pair	278
10 5854	1 pair	278
10 5860	1 pair	278
10 5862	1 pair	278
10 5864	1 pair	278
10 5866	1 pair	278
10 5868	1 pair	278
10 5870	1 pair	278
10 5872	1 pair	278
10 5874	1 pair	278
10 5876	1 pair	278
10 5878	1 pair	278
10 5892	1 pair	279
10 5894	1 pair	279
10 5896	1 pair	279
10 5898	1 pair	279
10 5900	1 pair	279
10 5902	1 pair	279
10 5904	1 pair	279
10 5906	1 pair	279
10 5908	1 pair	279
10 5910	1 pair	279
10 5912	1 pair	279
10 5914	1 pair	279
10 5942	1 pair	279
10 5944	1 pair	279
10 5946	1 pair	279
10 5948	1 pair	279
10 5950	1 pair	279
10 5952	1 pair	279
10 5954	1 pair	279
10 5956	1 pair	279
10 5962	1 pair	279
10 5964	1 pair	279
10 5966	1 pair	279
10 5968	1 pair	279
10 5970	1 pair	279
10 5972	1 pair	279
10 5974	1 pair	279
10 5976	1 pair	279
10 5978	1 pair	279
10 5980	1 pair	279
10 5982	1 pair	279
10 6000	1	262
10 6002	1	262
10 6005	1	262
10 6009	1	262
10 6010	1 pair	262
10 6011	1 pair	262
10 6012	1 pair	262
10 6013	1 pair	263
10 6014	1 pair	262
10 6015	1 pair	263
10 6016	1 pair	263
10 6017	1 pair	263
10 6018	1 pair	263
10 6019	1 pair	263
10 6027	1 pair	263
10 6028	1 pair	263
10 6052	1	262
10 6071	1 pair	262
10 6112	1	263
10 6114	1	107
10 6116	1	265
10 6117	1	265
10 6118	1	265
10 6120	1	264, 266
10 6122	1	264
10 6124	1	264
10 6126	1	264
10 6128	1	263

Article no.	PU	Page
10 6130	1	263
10 6134	1	263, 268
10 6136	1	263, 268
10 6138	1	264, 265
10 6140	1	264, 267
10 6142	1	264, 267
10 6144	1	263, 268
10 6146	1	268
10 6152	1	266
10 6154	1	266
10 6156	1	264, 265
10 6158	1	264, 265
10 6200	1	265
10 6201	1	264, 265
10 6202	1	264, 265
10 6203	1	264, 265
10 6210	1	265
10 6211	1 pair	264
10 6212	1 pair	264
10 6213	1 pair	264
10 6214	1 pair	264
10 6215	1 pair	264
10 6216	1 pair	264
10 6217	1 pair	264
10 6218	1pair	264
10 6301	1	270
10 6308	1	270
10 6314	1	107
10 6321	1	271
10 6324	1	271
10 6326	1	271
10 6330	1	271
10 6332	1	270
10 6334	1	270
10 6336	1	270
10 6338	1	270
10 6340	1	270
10 8002	1	60, 211
10 8724	1	60, 211
10 8771	1	59, 210
10 8773	1	59, 210
10 8777	1	60, 211
10 8778	1	59, 210
10 8779	1	59, 210
10 8780	1	60, 211
10 8781	1	60, 211
10 8782	1	60, 211
10 8783	1	60, 211
10 8784	1	59, 210
10 8785	1	59, 210
10 8786	1	59, 210
10 8787	1	59, 210
10 8788	1	59, 210
10 8789	1	59, 210
10 8790	1	60, 211
10 8792	1	59, 210
10 8795	1	59, 210
11 0008	**1**	**171**
11 0010	1	171
11 0012	1	162
11 0014	1	163
11 0016	1	163, 171
11 0120	1	73
11 0122	1	73
11 0290	1	73
11 0294	1	73
11 0480	1	78
11 0482	1	78
11 0520	1	85
11 0592	1	85
11 0594	1	85
11 0596	1	85
11 0598	1	85
11 0604	1	85
11 0606	1	85
11 0620	1	78
11 0630	1	78
11 0782	1	75
11 0784	1	75
11 0786	1	75
11 0788	1	75
11 0790	1	75
11 0792	1	75
11 0794	1	75

Article no.	PU	Page
11 0796	1	75
11 0804	1	217
11 0806	1	217
11 0808	1	217
11 0812	1	217
11 0814	1	217
11 0816	1	217
11 0817	1	217
11 0836	1	217
11 0840	1	217
11 0842	1	217
11 0856	1	217
11 0860	1	217
11 0862	1	217
11 1280	1	100
11 1282	1	100
11 1288	1	100
11 1290	1	101
11 1300	1	101
11 1320	1	101
11 1400	1	97
11 1404	1	97
11 1406	1	98
11 1408	1	98
11 1410	1	98
11 1411	1	99
11 1412	1	99
11 1414	1	98
11 1429	1	96
11 1432	1	96
11 1434	1	96
11 1435	1	97
11 1436	1	97
11 1440	1	100
11 1460	1	100
11 1465	1	100
11 1474	1	99
11 1480	1	99
11 1485	1	100
11 1506	1	257
11 1510	1	257
11 1512	1	257
11 1513	1	257
11 1515	1	257
11 1516	1	257
11 1517	1	257
11 1522	1	258
11 1524	1	258
11 1525	1	257
11 1534	1	257
11 1540	1	258
11 1562	1	258
11 1580	1	258
11 1586	1	258
11 1588	1	259
11 1590	1	259
11 1592	1	259
11 1593	1	259
11 1600	1	63
11 1622	1	63
11 1650	1	63
11 1652	1	63
11 1654	1	63
11 1810	1	78
11 1860	1	78
11 1861	1	78
11 1863	1	78
11 1864	1	78
11 1865	1	78
11 1866	1	78
11 1868	1	78
11 1869	1	78
11 1870	1	78
11 1875	1	78
11 1876	1	78
11 1877	1	78
11 1880	1	78
11 1881	1	78
11 1889	1	78
11 1890	1	78
11 1891	1	78
11 1892	1	78
11 1893	1	78
11 1894	1	78
11 1895	1	78

Article no.	PU	Page
11 1898	1	79
11 1901	1	79
11 1903	1	79
11 1909	1	79
11 1910	1	78
11 1911	1	78
11 1912	1	78
11 1913	1	78
11 1914	1	78
11 1915	1	78
11 1916	1	78
11 1920	1	79
11 2050	1	79, 215
11 2200	1	88
11 2202	1	88
11 2204	1	88
11 2206	1	88
11 2208	1	88
11 2210	1	88
11 2212	1	88
11 2214	1	88
11 2218	1	88
11 2220	1	88
11 2222	1	88
11 2226	1	88
11 2228	1	88
11 2232	1	88
11 2234	1	88
11 2238	1	88
11 2310	1	88
11 2312	1	88
11 2330	1	88
11 2332	1	88
11 2334	1	88
11 2336	1	88
11 2338	1	88
11 2344	1	88
11 2348	1	88
11 2350	1	88
11 2352	1	88
11 2356	1	88
11 2358	1	88
11 2362	1	88
11 2364	1	88
11 2368	1	88
11 2430	1	88
11 2432	1	88
11 2434	1	87
11 2450	1	89
11 2452	1	89
11 2454	1	89
11 2456	1	89
11 2458	1	89
11 2460	1	89
11 2462	1	89
11 2464	1	89
11 2466	1	89
11 2468	1	89
11 2470	1	89
11 2472	1	89
11 2474	1	89
11 2476	1	89
11 2478	1	89
11 2480	1	89
11 2482	1	89
11 2484	1	89
11 2486	1	89
11 2488	1	89
11 2490	1	89
11 2500	1	88
11 2505	1	87
11 2508	1	87
11 2509	1	87
11 2510	1	87
11 2511	1	87
11 2512	1	87
11 2513	1	87
11 2514	1	87
11 2515	1	87
11 2516	1	87
11 2517	1	87
11 2518	1	87
11 2519	1	87
11 2520	1	218
11 2522	1	218

Article no.	PU	Page
11 2523	1	218
11 2525	1	218
11 2526	1	218
11 2527	1	218
11 2528	1	218
11 2529	1	218
11 2530	1	218
11 2531	1	218
11 2534	1	218
11 2560	1	218
11 2561	1	218
11 2562	1	218
11 2563	1	218
11 2564	1	218
11 2570	1	218
11 2575	1	218
11 2576	1	218
11 2580	1	218
11 2581	1	219
11 2582	1	219
11 2600	1	218
11 2602	1	218
11 2604	1	218
11 2606	1	218
11 2608	1	218
11 2609	1	218
11 2610	1	218
11 2611	1	218
11 2612	1	218
11 2613	1	218
11 2614	1	218
11 2615	1	218
11 2616	1	218
11 2617	1	218
11 2618	1	218
11 2622	1	218
11 2628	1	219
11 2640	1	219
11 2642	1	219
11 2650	1	219
11 2670	1	219
11 2671	1	219
11 2672	1	219
11 2673	1	219
11 2674	1	219
11 2704	1	220
11 2706	1	220
11 2708	1	220
11 2710	1	220
11 2712	1	220
11 2714	1	220
11 2716	1	220
11 2718	1	220
11 2719	1	220
11 2720	1	220
11 2721	1	220
11 2722	1	220
11 2724	1	220
11 2726	1	220
11 2728	1	220
11 2730	1	220
11 2732	1	220
11 2740	1	220
11 2742	1	220
11 2744	1	220
11 2746	1	220
11 2748	1	220
11 2754	1	220
11 2758	1	220
11 2760	1	220
11 2762	1	220
11 2764	1	220
11 2766	1	220
11 2768	1	220
11 2769	1	220
11 2770	1	220
11 2771	1	220
11 2772	1	220
11 2774	1	220
11 2776	1	220
11 2778	1	220
11 2780	1	220
11 2783	1	91
11 2784	1	91
11 2785	1	91

Article no.	PU	Page
11 2786	1	91
11 2787	1	91
11 2788	1	91
11 2790	1	91
11 2791	1	91
11 2792	1	91
11 2793	1	91
11 2794	1	91
11 2795	1	91
11 2796	1	91
11 2797	1	91
11 2798	1	91
11 2800	1	89
11 2802	1	89
11 2804	1	89
11 2842	1	240
11 2844	1	240
11 2846	1	240
11 2882	1	90
11 2883	1	90
11 2890	1	93
11 2891	1	91
11 2894	1	91
11 2895	1	92
11 2898	1	91
11 2900	1	90
11 2902	1	90
11 2904	1	90
11 2906	1	90
11 2908	1	90
11 2910	1	90
11 2912	1	90
11 2922	1	92
11 2988	1	92
11 2990	1	92
11 2992	1	92
11 2994	1	93
11 2998	1	93
11 3104	1	85
11 3152	1	86
11 3154	1	86
11 3156	1	86
11 3158	1	87
11 3160	1	87
11 4000	1	237
11 4001	1	237
11 4011	1	237
11 4019	1	237
11 4021	1	237
11 4022	1	237
11 4023	1	237
11 4024	1	237
11 4026	1	237
11 4040	1	237
11 4120	1	237
11 4130	1	240
11 4500	1	83
11 4502	1	83
11 4504	1	83
11 4505	1	83
11 4508	1	82
11 4509	1	82
11 4510	1	82
11 4511	1	82
11 4512	1	82
11 4513	1	82
11 4515	1	82
11 4516	1	82
11 4517	1	82
11 4518	1	82
11 4519	1	82
11 4520	1	82
11 4521	1	82
11 4522	1	82
11 4523	1	82
11 4525	1	82
11 4526	1	82
11 4527	1	82
11 4551	1	82
11 4555	1	82
11 4559	1	82
11 4573	1	82
11 4574	1	82
11 4575	1	82
11 4576	1	82

Article no.	PU	Page
11 4590	1	83
11 4592	1	84
11 4594	1	83
11 4599	1	84
11 4602	1	84
11 4604	1	83
11 4606	1	84
11 4706	1	76
11 4712	1	76
11 4736	1	76
11 4740	1	76
11 4742	1	76
11 4762	1	76
11 4764	1	76
11 4766	1	76
11 4806	1	76, 216
11 4870	1	76, 216
11 4872	1	76, 216
11 4874	1	76, 216
11 4876	1	76, 216
11 4878	1	76, 216
11 4880	1	76, 216
11 4882	1	76, 216
11 4883	1	76, 216
11 4884	1	76, 216
11 4885	1	76, 216
11 4886	1	76, 216
11 4888	1	76, 216
11 4941	1	82
11 4942	1	82
11 4970	1	82
11 4971	1	82
11 4972	1	82
11 4973	1	82
11 5000	1	90
11 5014	1	90
11 5015	1	90
11 5017	1	90
11 5019	1	90
11 5020	1	90
11 5022	1	90
11 5024	1	90
11 5027	1	90
11 5030	1	90
11 5040	1	90
11 5042	1	90
11 5045	1	90
11 5100	1	90
11 5110	1	89
11 5112	1	89
11 5114	1	89
11 5116	1	89
11 5288	1	219
11 7000	1	72
11 7100	1	74
11 7101	1	74
11 7102	1	74
11 7103	1	72
11 7104	1	72
11 7105	1	72
11 7106	1	72
11 7107	1	72
11 7108	1	72
11 7110	1	72
11 7112	1	73
11 7114	1	74
11 7116	1	74
11 7121	1	72
11 7122	1	72
11 7123	1	72
11 7124	1	72
11 7125	1	72
11 7126	1	72
11 7130	1	73
11 7131	1	73
11 7132	1	73
11 7133	1	73
11 7140	1	73
11 7141	1	73
11 7142	1	73
11 7143	1	73
11 7145	1	74
11 7200	1	75
11 7204	1	73
11 7205	1	73

Article no.	PU	Page
11 7206	1	73
11 7207	1	73
11 7208	1	73
11 7209	1	73
11 7210	1	73
11 7211	1	73
11 7213	1	73
11 7214	1	73
11 7217	1	73
11 7220	1	75
11 7223	1	73
11 7224	1	73
11 7225	1	73
11 7226	1	73
11 7228	1	73
11 7300	1	74
11 7306	1	73
11 7307	1	73
11 7308	1	73
11 7309	1	73
11 7310	1	73
11 7315	1	73
11 7320	1	73
11 7325	1	73
11 7330	1	73
11 7340	1	73
11 7511	1	75
11 7512	1	75
11 7513	1	75
11 7514	1	75
11 7515	1	75
11 7700	1	71, 214
11 7701	1	70, 212
11 7702	1	70, 212
11 7703	1	70, 212
11 7704	1	70, 212
11 7705	1	70, 212
11 7706	1	70, 212
11 7708	1	70, 212
11 7710	1	70, 212
11 7730	1	70, 213
11 7731	1	70, 213
11 7732	1	70, 213
11 7733	1	70, 213
11 7740	1	70, 213
11 7741	1	70, 213
11 7742	1	70, 213
11 7743	1	70, 213
11 7745	1	71, 214
11 7750	1	70, 213
11 7751	1	70, 213
11 7752	1	70, 213
11 7757	1	70, 213
11 7758	1	70, 213
11 7800	1	71, 214
11 7801	1	72, 215
11 7802	1	71, 214
11 7805	1	70, 213
11 7806	1	70, 213
11 7807	1	70, 213
11 7808	1	70, 213
11 7809	1	70, 213
11 7810	1	70, 213
11 7811	1	70, 213
11 7813	1	70, 213
11 7820	1	71, 214
11 7823	1	70, 213
11 7824	1	70, 213
11 7825	1	70, 213
11 7826	1	70, 213
11 7828	1	70, 213
11 7850	1	72, 215
11 7860	1	77, 216
11 7862	1	77, 217
11 7864	1	77, 216, 217
11 7866	1	77, 216, 217
11 7868	1	77, 216, 217
11 7870	1	77, 216, 217
11 7872	1	77, 216, 217
11 7873	1	77, 217
11 7874	1	77, 216, 217
11 7875	1	77, 217
11 7876	1	77, 217
11 7878	1	77, 217
11 7880	1	77, 217

Article no.	PU	Page
11 7882	1	77, 217
11 7884	1	77, 217
11 7886	1	77, 217
11 7888	1	77, 217
11 7900	1	71, 215
11 7908	1	70, 213
11 7909	1	70, 213
11 7910	1	70, 213
11 7915	1	70, 213
11 7920	1	70, 213
11 7925	1	70, 213
11 7930	1	70, 213
11 8017	1	264
11 8018	1	264
12 0002	**1**	**128**
12 0003	1	128
12 0004	1	137
12 0005	1	129
12 0006	1	137
12 0007	1	131
12 0008	1	137
12 0009	1	129
12 0010	1	136
12 0011	1	136
12 0012	1	137
12 0013	1	137
12 0014	1	137
12 0015	1	131
12 0016	1	137
12 0017	1	131
12 0018	1	137
12 0019	1	131
12 0020	1	136
12 0021	1	129
12 0022	1	131
12 0023	1	131
12 0024	1	131
12 0025	1	129
12 0026	1	130
12 0027	1	130
12 0028	1	129
12 0029	1	129
12 0030	1	128
12 0031	1	135
12 0032	1	128
12 0033	1	135
12 0034	1	130
12 0035	1	136
12 0036	1	128
12 0037	1	136
12 0038	1	128
12 0039	1	136
12 0042	1	138, 220
12 0043	1	138, 220
12 0044	1	138, 221
12 0045	1	138, 221
12 0046	1	138, 221
12 0048	1	130
12 0050	1	139
12 0052	1	139
12 0054	1	139
12 0056	1	139
12 0058	1	139
12 0060	1	139
12 0062	1	139
12 0063	10	139
12 0064	1	138, 221
12 0066	1	138, 221
12 0078	1	139
12 0079	10	139
12 0080	1	139
12 0081	1	139
12 0082	1	139
12 0083	1	135
12 0084	1	135
12 0085	1	135
12 0086	1	135
12 0087	1	135
12 0088	1	135
12 0089	1	135
12 0091	1	135
12 0092	1	131
12 0093	1	135
12 0095	1	135

Article no.	PU	Page
12 0097	1	135
12 0098	1	130, 266
12 0099	1	135
12 0100	1	120
12 0104	1	120
12 0108	1	120
12 0110	1	123
12 0112	1	120
12 0114	1	120
12 0116	1	120
12 0120	1	124
12 0122	1	124
12 0126	1	124
12 0128	1	125
12 0130	1	124
12 0132	1	124
12 0134	1	124
12 0144	1	124
12 0146	1	121
12 0147	1	122
12 0150	1	121
12 0151	1	122
12 0157	1	122
12 0168	1	122
12 0172	1	122
12 0178	1	123
12 0180	1	122
12 0185	1	122
12 0182	1	122
12 0202	1	121, 221
12 0206	1	120, 221
12 0208	1	125
12 0210	1	125
12 0211	1	125
12 0212	1	125
12 0213	1	125
12 0214	1	125
12 0215	1	125
12 0216	1	125
12 0218	1	138
12 0220	1	125
12 0222	1	125
12 0230	1	125
12 0242	1	121
12 0280	1	240
12 0282	1	240
12 0283	1	240
12 0290	1	125
12 0330	1	121
12 0332	1	121
12 0334	1	121
12 0336	1	121
12 0338	1	121
12 0340	1	121
12 0410	1	144, 237
12 0412	1	144, 237
12 0416	1	144, 238
12 0417	1	144, 238
12 0418	1	144, 238
12 0419	1	144, 238
12 0420	1	144, 238
12 0422	1	144, 238
12 0430	1	144, 238
12 0432	1 pair	144, 238
12 0450	1	144, 238
12 0452	1	144, 238
12 0453	1	144, 238
12 0460	1	239
12 0461	1	239
12 0462	1	239
12 0464	1	239
12 0468	1	239
12 0472	1	239
12 0473	1	239
12 0474	1	239
12 0475	1	239
12 0480	1	145, 239
12 0481	1	145, 239
12 0490	1	142
12 0500	1	142
12 0502	1	142
12 0504	1	142
12 0505	1	142
12 0506	1	142
12 0507	1	142

Article no.	PU	Page
12 0508	1	142
12 0512	1	142
12 0513	1	142
12 0515	1	142
12 0520	1	142
12 0530	1	143
12 0600	1	143, 238
12 0602	1	143, 238
12 0607	1	143
12 0608	1	143, 239
12 0614	1	143, 239
12 0700	1	142, 221
12 0702	1	143, 221
12 0790	1	60, 212
12 0834	1	145
12 0882	1	167
12 0890	1	239
12 0900	1	139
12 1010	1	137
12 1011	1	137
12 1012	1	137
12 1014	1	137
12 1020	1	137
12 1027	1	130
12 1042	1	138, 220
12 1104	1	131
12 2016	1	136
12 2020	1	136
12 2021	1	136
12 2022	1	136
12 2023	1	136
12 2024	1	136
12 2025	1	136
12 2027	1	129
12 2127	1	130
12 9009	1	130
12 9168	1	122
13 0006	**1**	**195**
13 0008	1	195
13 0010	1	195
13 0022	1	195
13 0024	1	195
13 0032	1	195
13 0034	1	195
13 0052	1	195
13 0054	1	195
13 0070	1	195
13 0075	1	196
13 0076	1	196
13 0210	1	195
13 0354	1	195
13 0358	1	195
13 0403	1	194
13 0405	1	194
13 0410	1	194
13 0524	1	196
13 0530	1	196
13 0534	1	196
13 0536	1	196
13 0538	1	196
13 0580	1	194
13 0582	1	194
13 0584	1	194
13 0586	1	194
13 0592	1	194
13 0600	1	194
13 0602	1	194
13 0604	1	194
13 0708	1	194
13 0710	1	194
13 0712	1	194
13 0715	1	194
13 0804	1	194
13 0808	1	194
13 0880	1	194
13 0882	1	194
13 1053	1	194
13 1322	1	196
13 1324	1	196
13 1326	1	196
13 1328	1	196
13 1404	1	196
13 1420	1	196
13 1422	1	196

Article no.	PU	Page
13 1424	1	254
13 1428	1	254
13 1430	1	254
13 1435	1	255
13 1822	1	240
13 2300	1	178
13 2302	1	178
13 2302	1	179
13 2304	1	178
13 2306	1	178
13 2308	1	178
13 2310	1	178
13 2312	1	178
13 2318	1	179
13 2320	1	179
13 2324	1	179
13 2326	1	179
13 2328	1	179
13 2330	1	179
13 2332	1	179
13 2334	1	179
13 2336	1	179
13 2338	1	179
13 2340	1	179
13 2342	1	179
13 2344	1	179
13 2346	1	179
13 2354	1	179
13 2356	1	179
13 2358	1	179
13 2360	1	179
13 2362	1	179
13 2364	1	179
13 2366	1	179
13 2368	1	179
13 2370	1	179
13 2374	1	179
13 2376	1	179
13 2378	1	179
13 2380	1	179
13 2382	1	179
13 2384	1	179
13 2386	1	179
13 2388	1	179
13 2390	1	179
13 2396	1	179
13 2398	1	179
13 2400	1	179
13 2402	1	179
13 2408	1	180
13 2410	1	180
13 2412	1	180
13 2414	1	180
13 2416	1	180
13 2418	1	180
13 2420	1	180
13 2424	1	180
13 2426	1	180
13 2428	1	180
13 2430	1	180
13 2432	1	180
13 2434	1	180
13 2436	1	180
13 2438	1	180
13 2440	1	180
13 2442	1	180
13 2446	1	180
13 2448	1	180
13 2450	1	180
13 2500	1	176
13 2502	1	176
13 2504	1	176
13 2506	1	176
13 2508	1	176
13 2510	1	176
13 2512	1	176
13 2514	1	176
13 2518	1	176
13 2520	1	176
13 2524	1	176
13 2526	1	176
13 2528	1	176
13 2530	1	176
13 2532	1	176
13 2534	1	176

Article no.	PU	Page
13 2536	1	176
13 2542	1	176
13 2544	1	176
13 2550	1	176
13 2552	1	176
13 2554	1	176
13 2556	1	176
13 2558	1	176
13 2560	1	176
13 2562	1	176
13 2564	1	176
13 2566	1	176
13 2568	1	176
13 2570	1	176
13 2572	1	176
13 2574	1	176
13 2576	1	176
13 2578	1	176
13 2580	1	176
13 2586	1	177
13 2588	1	177
13 2590	1	177
13 2592	1	177
13 2598	1	177
13 2600	1	177
13 2602	1	177
13 2604	1	177
13 2606	1	177
13 2608	1	177
13 2610	1	177
13 2612	1	177
13 2614	1	177
13 2616	1	177
13 2618	1	177
13 2620	1	177
13 2700	1	177
13 2702	1	177
13 2704	1	177
13 2706	1	177
13 2708	1	177
13 2710	1	177
13 2712	1	177
13 2714	1	177
13 2716	1	177
13 2720	1	177
13 2722	1	177
13 2724	1	177
13 2726	1	177
13 2728	1	177
13 2730	1	177
13 2732	1	177
13 2734	1	178
13 2736	1	178
13 2738	1	178
13 2740	1	178
13 2742	1	178
13 2744	1	178
13 2746	1	178
13 2748	1	178
13 2750	1	178
13 2752	1	178
13 2754	1	178
13 2756	1	178
13 2758	1	178
13 2760	1	178
13 2762	1	178
13 2764	1	178
13 2766	1	178
13 2768	1	178
13 2770	1	178
13 2772	1	178
13 2774	1	178
13 2776	1	178
13 2778	1	178
13 2780	1	178
13 2782	1	178
13 2784	1	178
13 2786	1	178
13 2788	1	178
13 2790	1	178
13 2792	1	178
13 2794	1	178
13 2796	1	178
13 2800	1	182
13 2801	1	183

Article no.	PU	Page
13 2802	1	182
13 2803	1	183
13 2804	1	182, 183
13 2806	1	183
13 2808	1	183
13 2810	1	183
13 2811	1	183
13 2812	1	183
13 2813	1	184
13 2814	1	184
13 2816	1	184
13 2818	1	183
13 2820	1	183
13 2822	1	183
13 2824	1	183
13 2826	1	183
13 2828	1	183
13 2830	1	183
13 2832	1	183
13 2834	1	183
13 2836	1	183
13 2837	1	184
13 2838	1	184
13 2840	1	184
13 2841	1	184
13 2842	1	184
13 2844	1	184
13 2846	1	184
13 2848	1	184
13 2850	1	184
13 2852	1	184
13 2854	1	184
13 2856	1	184
13 2858	1	185
13 2860	1	185
13 2861	1	186
13 2862	1	185
13 2864	1	185
13 2865	1	186
13 2866	1	185
13 2867	1	186
13 2868	1	185
13 2870	1	185
13 2872	1	184
13 2874	1	184
13 2876	1	184
13 2878	1	184
13 2880	1	184
13 2882	1	185
13 2884	1	184
13 2886	1	184
13 2888	1	184
13 2890	1	184
13 2892	1	184
13 2894	1	185
13 2896	1	185
13 2898	1	185
13 2899	1	186
13 2900	1	185
13 2902	1	185
13 2903	1	186
13 2904	1	185
13 2905	1	186
13 2906	1	185
13 2908	1	185
13 2910	1	185
13 2912	1	185, 186
13 2914	1	185
13 2916	1	185, 186
13 2918	1	185, 186
13 2920	1	185
13 2922	1	185
13 2924	1	186
13 2926	1	186
13 2928	1	186
13 2930	1	186
13 2932	1	186
13 2934	1	186
13 2936	1	186
13 2938	1	187
13 2940	1	187
13 2942	1	187
13 2944	1	186
13 2946	1	186
13 2948	1	187

Article no.	PU	Page
13 2950	1	187
13 2952	1	187
13 2954	1	187
13 2956	1	187
13 2958	1	187
13 2960	1	187
13 2962	1	187
13 2964	1	187
13 2966	1	187
13 2968	1	187
13 2970	1	187, 188
13 2972	1	187, 188
13 2974	1	187, 188
13 2976	1	187, 188
13 2980	1	188
13 2982	1	188
13 2984	1	188
13 2986	1	188
13 2990	1	188
13 2992	1	188
13 2994	1	188
13 2996	1	188
13 3000	1	180
13 3002	1	180
13 3004	1	181
13 3006	1	181
13 3008	1	180
13 3010	1	180
13 3012	1	181
13 3014	1	181
13 3016	1	182
13 3018	1	182
13 4000	1	189
13 4002	1	189
13 4004	1	190
13 4006	1	190
13 4008	1	190
13 4010	1	190
13 4012	1	188
13 4014	1	188
13 4016	1	189
13 4018	1	189
13 4020	1	189
13 4022	1	189
13 4023	1	189, 274
13 4024	1 litre	190
13 4026	1	181, 191
13 4028	1	191
13 4030	1	182, 191
13 4032	1	155, 191
13 4034	1	191
13 4036	1	191
13 4038	1	191
13 4040	1	191
13 5000	1	176, 179, 190
13 5002	1	176, 179
13 5002	1	181, 190
13 5004	1	177-179, 190
13 5006	1	177-182, 190
13 5008	1	177, 178
13 5008	1	180, 190
13 5010	1	176, 190
13 5012	1	176
13 5014	1	178, 190
13 5016	1	178, 182, 190
13 5018	1	182, 183
13 5020	1	182-185
13 5021	1	183, 185
13 5022	1	182-187
13 5024	1	182-184
13 5024	1	186, 187, 190
13 5026	1	190
13 5028	1	183, 184
13 5030	1	183, 185
13 5032	1	183, 185
13 5034	1	184-188
13 5036	1	184-186
13 5038	1	184-186
13 5040	1	184
13 5042	1	184
13 5044	1	184
13 5046	1	183
13 5048	1	185, 186
13 5050	1	185-188
13 5054	1	185

Article no.	PU	Page
13 5056	1	186, 187
13 5058	1	186
13 5060	1	186
13 5062	1	187
13 5064	1	187
13 5066	1	187
13 5068	1	240
13 5070	1	187, 188
13 5072	1	181, 182, 190
13 5074	1	190
13 5076	1	190
13 5078	1	190
13 5080	10	190
13 5088	1	191
14 0004	**1**	**107**
14 0006	1	107
14 0008	1	107
14 0010	1	107
14 0040	1	107
14 0042	1	107
14 0044	1	107
14 0046	1	107
14 0048	1	107
14 0050	1	107
14 0052	1	107
14 0054	1	107
14 0056	1	107
14 0058	1	107
14 0060	1	107
14 0062	1	107
14 0065	1	107
14 0067	1	107
14 0069	1	107
14 0100	1	93
14 0102	1	93, 224
14 0120	1	202
14 0130	1 pair	228
14 0132	1 pair	228
14 0134	1 pair	228
14 0136	1 pair	228
14 0140	1 pair	228
14 0142	1 pair	228
14 0144	1 pair	228
14 0146	1 pair	228
14 0150	1	228
14 0154	1	224
14 0156	1	224
14 0157	1	224
14 0158	1	224
14 0166	1	224
14 0168	1	224
14 0170	1	224
14 0172	1	224
14 0174	1	224
14 0176	1	224
14 0179	1	224
14 0180	1	224
14 0184	1	224
14 0185	1	224
14 0190	1	256
14 0191	1	256
14 0192	1	256
14 0193	1	256
14 0194	1	256
14 0195	1	256
14 0196	1	256
14 0197	1	256
14 0198	1	224
14 0200	1	225
14 0201	1	225
14 0202	1	225
14 0203	1	225
14 0204	1	225
14 0205	1	225
14 0206	1	225
14 0207	1	225
14 0208	1	225
14 0210	1	229
14 0214	1 pair	228
14 0215	1 pair	228
14 0216	1 pair	228
14 0219	1 pair	229
14 0220	1 pair	229
14 0221	1 pair	229

Article no.	PU	Page
14 0222	1 pair	229
14 0224	1	230
14 0225	1	230
14 0227	1 pair	229
14 0228	1 pair	229
14 0229	100	256
14 0230	1 pair	227
14 0232	1 pair	227
14 0233	1 pair	227
14 0234	1 pair	227
14 0235	1	256
14 0236	1	256
14 0237	1 pair	228
14 0238	1 pair	228
14 0239	1 pair	228
14 0240	1 pair	228
14 0241	1 pair	228
14 0242	1 pair	228
14 0243	1 pair	228
14 0244	1 pair	228
14 0245	1 pair	228
14 0246	1 pair	228
14 0247	1 pair	228
14 0250	1	230
14 0255	1	230
14 0260	1	224
14 0261	1	224
14 0268	1	225
14 0270	1	226
14 0272	1	226
14 0274	1	226
14 0275	1	226
14 0276	1	226
14 0278	1	226
14 0279	1	226
14 0280	1 pair	227
14 0282	1	227
14 0284	1	227
14 0290	1 pair	227
14 0292	1 pair	227
14 0294	1 pair	227
14 0302	1	196
14 0306	1	196
14 0310	1	196
14 0320	1	197
14 0322	1	197
14 0330	24 sacks	249
14 0332	60 sacks	249
14 0334	120 sacks	249
14 0335	44 buckets	249
14 0338	40 sacks	249
14 0342	40 sacks	249
14 0346	80 buckets	249
14 0348	44 buckets	249
14 0455	1	230
14 0456	1	230
14 0458	1	231
14 0460	1	231
14 0462	1	231
14 0464	1	232
14 0466	1	232
14 0468	1	232
14 0470	1	231
14 0472	1	231
14 0475	1	232
14 0476	1	232
14 0490	1	232
14 0495	1	231
14 0496	1	231
14 0500	1	232
14 0502	1	232
14 0504	1	232
14 0550	1	232
14 0738	1000	64
14 0740	1000	64
14 0742	1000	64
14 0744	1000	64
14 0750	1 kg	64
14 0752	1 kg	64
14 0754	1 kg	64
14 0758	1 kg	64
14 0760	1 kg	64
14 0762	1 kg	64
14 0764	1 kg	64
14 0768	1	65

Article no.	PU	Page
14 0770	1	65
14 0772	1	65
14 0774	1	65
14 0778	1	64
14 0779	1	64
14 0850	1	159
14 0852	1	159
14 0854	1	159
14 0856	1	159
14 0858	1	159
14 0860	1	159
14 0862	1	159
14 0864	1	159
14 0869	1	160
14 0870	1	160
14 0871	1	160
14 0872	1	160
14 0873	1	160
14 0874	1	160
14 0875	1	160
14 0876	1	160
14 0884	1	160
14 0886	1	160
14 0887	1	160
14 0888	1	160
14 0889	1	159
14 0890	1	159
14 0891	1	159
14 0892	1	159
14 0893	1	159
14 0894	1	159
14 0895	1	159
14 0896	1	159
14 0900	1	160
14 0902	1	160
14 0904	1	160
14 0910	1	159
14 0912	1	159
14 0914	1	159
14 0916	1	159
14 0918	1	159
14 0920	1	159
14 0922	1	159
14 0924	1	159
14 0926	1	159
14 0928	1	159
14 0930	1	160
14 0932	1	160
14 0934	1	160
14 0936	1	160
14 0938	1	160
14 0940	1	160
14 0942	1	160
14 0950	1	160
14 0952	1	160
14 0960	1	160
14 0964	1	160
14 0966	1	160
14 0968	1	160
14 0970	1	159
14 0972	1	159
14 0974	1	159
14 0976	1	159
14 0978	1	159
14 0980	1	159
14 0982	1	159
14 0984	1	159
14 0986	1	159
14 0988	1	159
14 1000	1	158
14 1002	1	158
14 1004	1	158
14 1020	1	159
14 1022	1	159
14 1070	1	111
14 1072	1	111
14 1073	1	111
14 1074	1	111
14 1078	1	111
14 1080	1	111
14 1150	1	240
14 1170	1	240
14 1176	1	240
14 1186	1	240
14 1192	1	240

Article no.	PU	Page
14 1200	1	240
14 1202	1	240
14 1212	1	240
14 1249	1	113
14 1250	1	241
14 1251	1	113
14 1252	1	113
14 1253	1	225
14 1254	1	225
14 1255	1	225
14 1256	1	225
14 1257	1	225
14 1258	1	225
14 1260	1 pair	227
14 1261	1 pair	227
14 1262	1 pair	227
14 1263	1 pair	228
14 1264	1 pair	228
14 1265	1 pair	228
14 1266	1 pair	228
14 1267	1 pair	228
14 1268	1 pair	228
14 1280	1	227
14 1282	1	226
14 1284	1	226
14 1286	1	226
14 1288	1	226
14 1314	1	241
14 1320	1	173
14 1325	1	173
14 1330	1	241
14 1340	1	241
14 1494	1	116
14 1620	1	110
14 1630	1	110
14 1650	1	110
14 1796	1	113
14 1802	1	113
14 1806	1	113
14 1808	1	113
14 1812	1	113
14 1816	1	113
14 1842	1	113
14 1844	1	113
14 1846	1	114
14 2006	1	233
14 2007	1	233
14 2008	1	233
14 2009	1	233
14 2012	1	232
14 2014	1	232
14 2016	1	233
14 2020	1	110
14 2024	1	110
14 2028	1	110
14 2034	1	110
14 2035	1	110
14 2060	1	112
14 2062	1	112
14 2064	1	112
14 2066	1	112
14 2068	1	112
14 2070	1	112
14 2072	1	112
14 2074	1	112
14 2076	1	112
14 2078	1	112
14 2120	1	110
14 2122	1	110
14 2124	1	110
14 2130	1	111
14 2132	1	111
14 2134	1	111
14 2140	1	111
14 2144	1	111
14 2146	1	111
14 2152	1	111
14 2160	1	116
14 2161	1	116
14 2162	1	116
14 2163	1	114
14 2180	1	110
14 2182	1	107
14 2184	1	107
14 2186	1	107

Article no.	PU	Page
14 2188	1	107
14 2190	1	117
14 2192	1	117
14 2193	1	117
14 2194	1	117
14 2195	1	117
14 2196	1	117
14 2197	1	117
14 2220	1	114
14 2221	1	114
14 2222	1	114
14 2223	1	114
14 2224	1	114
14 2225	1	114
14 2226	1	114
14 2227	1	114
14 2228	1	114
14 2229	1	114
14 2230	1	114
14 2231	1	114
14 2240	1	115
14 2241	1	115
14 2242	1	115
14 2243	1	115
14 2244	1	115
14 2245	1	115
14 2250	1	115
14 2251	1	115
14 2252	1	115
14 2253	1	115
14 2270	1	115
14 2271	1	115
14 2272	1	115
14 2273	1	115
14 2274	1	115
14 2275	1	115
14 2276	1	115
14 2277	1	115
14 2278	1	115
14 2279	1	115
14 2280	1	115
14 2281	1	116
14 2285	1	115
14 2286	1	115
14 2290	1	115
14 2291	1	115
14 2292	1	116
14 2293	1	116
14 2300	1	117
14 2301	1	117
14 2302	1	117
14 2303	1	117
14 2304	1	117
14 2310	1	115
14 2320	1	105
14 2322	1	105
14 2323	1	105
14 2324	1	105
14 2325	1	106
14 2326	1	106
14 2328	1	106
14 2330	1	106
14 2331	1	106
14 2332	1	106
14 2335	1	106
14 2336	1	106
14 2350	1	114
14 2352	1	114
14 2360	1	110
14 2498	1	114
14 2500	1	114
14 2501	1	114
14 2502	1	114
14 2503	1	114
14 2504	1	114
14 2505	1	114
14 2506	1	116
14 2507	1	116
14 2508	1	116
14 2509	1	116
14 2510	1	116
14 2511	1	116
14 2520	1	116
14 2521	1	116
14 2522	1	116

Article no.	PU	Page
14 2523	1	116
14 2524	1	116
14 2540	1	113
14 2541	1	113
14 2545	1	113
14 2550	1	113
14 2551	1	113
14 2555	1	113
14 2556	1	113
14 2560	1	113
14 2565	1	113
14 2698	1 pair	105
14 2702	1 pair	105
14 2704	1 pair	105
14 2706	1 pair	105
14 2730	1	104
14 2732	1	104
14 2740	1	104
14 2744	1	105
14 2748	1	105
14 2750	1	104
14 2752	1	104
14 2754	1	104
14 2756	1	104
14 2760	1	106
14 2762	1	106
14 2764	1	106
14 2766	1	106
14 2768	1	106
14 3024	1	255
14 3026	1	255
14 3028	1	255
14 3030	1	255
14 3032	1	255
14 3208	1	116
14 4630	1	110
14 5001	1 roll	255
14 5004	1	255
14 5006	1	255
14 5007	1 roll	256
14 5010	1 roll	256
14 5018	1 bucket	254
14 5020	1	255
14 5022	1	255
14 5024	1	255
14 5026	1	229, 256
14 5028	1	229, 256
14 5030	1	229, 256
14 5032	1	229, 256
14 5034	1	229, 256
14 5036	1	229, 256
14 6208	1	252
14 6210	1	252
14 6212	1	252
14 6214	1	252
14 6270	1	108
14 6271	1	108
14 6292	1	108
14 6506	1	252
14 6508	1	252
14 6510	1	252
14 6512	1	252
14 6706	1	253
14 6707	1	253
14 6708	1	253
14 6710	1	253
14 6712	1	253
14 6720	1	253
14 6722	1	253
14 6742	1	252
14 6744	1	252
14 6800	1	253
14 6810	1	253
14 6817	1	230
14 6900	1	254
14 6902	1	254
14 6904	1	254
14 7026	1	106
14 7027	1	106
14 7028	1	106
14 7029	1	106
14 7174	1	116
14 7175	1	116
14 7183	1	116

Article no.	PU	Page
15 0052	**1**	**244**
15 0054	1	244
15 0056	1	244
15 0058	1	244
15 0062	1	244
15 0064	1	244
15 0066	1	244
15 0068	1	244
15 0074	1	244
15 0076	1	244
15 0078	1	244
15 0080	1	244
15 0082	1	244
15 0104	1	244
15 0140	1 kg	244
15 0150	1 kg	244
15 0152	1	244
15 0154	1	244
15 0156	1	244
15 0158	1	244
15 0160	1 kg	244
15 0161	1 kg	244
15 0162	1	244
15 0164	1	244
15 0166	1	244
15 0168	1	244
15 0174	1	244
15 0176	1	244
15 0178	1	244
15 0180	1	244
15 0182	1	244
15 0230	1	244
15 0232	1	244
15 0234	1	244
15 0240	1	245
15 0300	1	245
15 0301	1	245
15 0350	1	233
15 0370	1	233
15 0448	1	245
15 0449	1	245
15 0453	1	245
15 0456	1	245
15 0457	1	245
15 0600	1	245
15 0601	1	245
15 0602	1	245
15 0603	1	245
15 0700	1	245
15 0702	1	245
15 0730	1	245
15 0732	1	246
15 0800	1	245
15 0810	1	245
15 1000	1	246
15 1002	1	246
15 1004	1	117, 246
15 1010	1	353
15 1012	1	353
15 1014	1	353
15 1040	1	246
15 1090	1	247
15 1092	1	247
15 1100	1	248
15 1102	1	248
15 1110	1	248
15 1114	1	248
15 1120	1	247
15 1122	1	247
15 1126	1	247
15 1138	1	246
15 1140	1	248
15 1142	1	248
15 1144	1	248
15 1146	1	248
15 1147	1	248
15 1148	1	248
15 1150	1	246
15 1151	1	246
15 1152	1	246
15 1154	1	247
15 1156	1	247
15 1200	1	247
15 1210	1	247
15 1215	1	247

Article no.	PU	Page
15 1224	1	247
15 1260	1	248
15 1262	1	248
15 1264	1	248
15 1270	1	248
15 1624	1	254
15 1626	1	254
15 1628	1	254
15 1630	1	254
16 0000	**1**	**346**
16 0100	1	346
16 0101	1	346
16 0102	1	346
16 0103	1	346
16 0104	1	346
16 0105	1	346
16 0106	1	346
16 0107	1	346
16 0108	1	346
16 0109	1	346
16 0110	1	346
16 0111	1	346
16 0112	1	346
16 0113	1	346
16 0114	1	346
16 0115	1	346
16 0116	1	346
16 0117	1	346
16 0118	1	346
16 0119	1	346
16 0130	1	346
16 0131	1	346
16 0132	1	346
16 0133	1	346
16 0134	1	346
16 0135	1	346
16 0136	1	346
16 0137	1	346
16 0138	1	346
16 0139	1	346
16 0140	1	346
16 0141	1	346
16 0142	1	346
16 0143	1	346
16 0144	1	346
16 0145	1	346
16 0146	1	346
16 0148	1	346
16 0149	1	346
16 0150	1	346
16 0160	1	346
16 0170	1	346
16 0201	1	347
16 0202	1	347
16 0203	1	347
16 0204	1	347
16 0205	1	347
16 0250	1	347
16 0260	1	347
16 0262	1	347
16 0280	1	347
16 0282	1	347
16 0302	1	350
16 0304	1	350
16 0306	1	350
16 0308	1	350
16 2000	1	349
16 2001	1	349
16 2002	1	349
16 2003	1	349
16 2004	1	349
16 2005	1	349
16 2006	1	349
16 2010	1	349
16 2011	1	349
16 2012	1	349
16 2013	1	349
16 2014	1	349
16 2015	1	349
16 2016	1	349
16 2020	1	349
16 2021	1	349
16 2022	1	349
16 2023	1	349

Article no.	PU	Page
16 2024	1	349
16 2025	1	349
16 2026	1	349
16 2030	1	349
16 2031	1	349
16 2032	1	349
16 2033	1	349
16 2034	1	349
16 2035	1	349
16 2036	1	349
16 2040	1	349
16 2041	1	349
16 2042	1	349
16 2043	1	349
16 2044	1	349
16 2045	1	349
16 2046	1	349
16 2050	1	349
16 2051	1	349
16 2052	1	349
16 2053	1	349
16 2054	1	349
16 2055	1	349
16 2056	1	349
16 2830	1	348
16 2831	1	348
16 2840	1	348
16 2841	1	348
16 2861	1	350
16 2862	1	350
16 2863	1	350
16 2900	1	350
16 2950	1	350
17 0004	**1**	**36**
17 0060	1	36
17 0073	1	13
17 0074	1	21
17 0075	1	18
17 0076	1	20
17 0078	1	34, 222
17 0090	1	27
17 0092	1	27
17 0120	1	324
17 0142	1	36
17 0144	1	36
17 0175	1	13
17 0212	1	36
17 0252	1	36
17 0275	1	19
17 0300	1	29
17 0310	1	15
17 0312	1	14
17 0331	1	18
17 0360	1	39, 221
17 0362	1	219
17 0366	1	229
17 0374	1	21
17 0375	1	19
17 0376	1	20
17 0378	1	34, 222
17 0420	1	35
17 0430	1	35
17 0431	1	24
17 0440	1	36
17 0500	1	28
17 0601	1	17
17 0603	1	29
17 0705	1	36
17 0780	1	36
17 0782	1	38
17 0930	1	14
17 0932	1	17
17 0940	1	35
17 0996	1	39
17 2004	1	28
17 3136	1	41
17 3138	1	41
17 3140	1	41
17 3142	1	41
17 3144	1	41
17 3310	1	40
17 5075	1	22
17 5102	1	38
17 5104	1	38

Article no.	PU	Page
17 5106	1	38
17 5108	1	38
17 5110	1	38
17 5112	1	38
17 5114	1	38
17 5120	1	39
17 5130	1	39
17 5132	1	40
17 5134	1	41
17 5150	1	36
17 5230	1	16
17 5331	1	22
17 5370	1	26, 223
17 5410	1	23
17 5431	1	25
17 6000	1	36
17 6028	1	33
17 6350	1	33
17 6410	1	19
17 7500	1	52
17 7502	1	52
17 7504	1	53
17 7506	1	53
17 7508	1	53
17 7510	1	53
17 7512	1	53
17 7514	1	53
17 7516	1	53
17 7518	1	53
17 7520	1	53
17 8015	1	24
17 8076	1	24
17 8077	1	24
17 8176	1	26, 223
17 8177	1	25
17 8178	1	27
17 8180	1 pair	25
17 8182	1 pair	25
17 8184	1 pair	25
18 0000	**100**	**313**
18 0003	1	313
18 0004	1	314
18 0005	1	314
18 0006	1	314
18 0008	100	298
18 0010	100	298
18 0014	100	298
18 0016	100	298
18 0020	100	298
18 0024	100	298
18 0026	100	298
18 0027	100	298
18 0028	100	298
18 0029	100	298
18 0030	100	298
18 0034	100	298
18 0036	100	298
18 0038	100	298
18 0040	100	298
18 0042	100	298
18 0050	100	298
18 0052	100	298
18 0054	100	298
18 0056	100	298
18 0058	100	298
18 0070	100	298
18 0072	100	298
18 0074	50	298
18 0076	50	298
18 0078	50	298
18 0080	50	298
18 0082	50	298
18 0084	50	298
18 0086	50	298
18 0088	50	298
18 0118	100	299
18 0120	100	299
18 0124	100	299
18 0126	100	299
18 0128	100	299
18 0140	100	299
18 0144	100	299
18 0146	100	299
18 0148	100	299

Article no.	PU	Page
18 0160	100	299
18 0162	100	299
18 0164	100	299
18 0166	100	299
18 0168	100	299
18 0170	100	299
18 0172	100	299
18 0174	50	299
18 0220	100	299
18 0222	100	299
18 0224	100	299
18 0226	100	299
18 0227	100	299
18 0228	100	299
18 0230	100	300
18 0232	100	300
18 0234	100	300
18 0235	100	300
18 0236	100	300
18 0238	100	300
18 0240	100	300
18 0241	100	300
18 0242	100	300
18 0243	100	300
18 0244	100	300
18 0245	100	300
18 0246	100	300
18 0247	100	300
18 0248	100	300
18 0249	100	300
18 0250	100	300
18 0252	100	300
18 0254	100	300
18 0256	100	300
18 0258	100	300
18 0260	100	300
18 0270	100	300
18 0272	100	300
18 0274	100	300
18 0280	100	301
18 0282	100	301
18 0284	100	301
18 0286	100	301
18 0288	100	301
18 0290	100	301
18 0291	100	301
18 0292	100	301
18 0294	100	301
18 0300	100	302
18 0302	100	302
18 0304	100	302
18 0310	100	301
18 0312	100	301
18 0314	100	301
18 0318	100	302
18 0320	100	302
18 0322	100	302
18 0324	100	302
18 0328	100	302
18 0330	100	302
18 0332	100	302
18 0334	100	302
18 0340	100	302
18 0342	100	302
18 0346	50	302
18 0352	15	303
18 0400	100	295
18 0402	100	295
18 0403	100	295
18 0407	100	295
18 0408	100	295
18 0410	100	295
18 0412	100	295
18 0413	100	295
18 0416	100	295
18 0418	100	295
18 0420	100	295
18 0422	100	295
18 0423	100	295
18 0426	100	295
18 0428	100	295
18 0430	100	295
18 0432	100	295
18 0434	100	295
18 0436	100	295

Article no.	PU	Page
18 0438	100	295
18 0440	100	295
18 0442	100	295
18 0444	50	295
18 0446	100	295
18 0448	100	295
18 0450	100	295
18 0452	50	295
18 0454	100	295
18 0456	100	295
18 0458	1	295
18 0460	1	295
18 0462	1	295
18 0464	1	295
18 0466	1	295
18 0468	1	295
18 0470	1	295
18 0472	1	295
18 0474	1	295
18 0476	1	295
18 0478	1	295
18 0480	1	295
18 0482	1	295
18 0484	1	295
18 0486	1	295
18 0488	1	295
18 0490	1	295
18 0492	1	295
18 0494	1	295
18 0496	1	295
18 0498	1	295
18 0500	1	295
18 0502	1	295
18 0504	1	295
18 0506	1	295
18 0508	1	295
18 0510	1	295
18 0512	1	295
18 0514	1	295
18 0516	1	295
18 0520	100	296
18 0522	100	296
18 0524	100	296
18 0530	100	296
18 0532	100	296
18 0534	100	296
18 0536	100	296
18 0540	100	296
18 0542	100	296
18 0544	100	296
18 0546	100	296
18 0550	100	296
18 0552	100	296
18 0560	100	296
18 0562	100	296
18 0590	100	296
18 0592	100	296
18 0594	100	296
18 0600	100	296
18 0602	100	296
18 0604	100	296
18 0606	1	296
18 0608	1	296
18 0610	1	296
18 0612	1	296
18 0650	100	282
18 0652	100	282
18 0654	100	282
18 0660	100	282
18 0662	100	282
18 0664	100	282
18 0670	100	282
18 0672	100	282
18 0674	100	282
18 0676	100	282
18 0680	100	282
18 0682	100	282
18 0684	100	282
18 0686	100	282
18 0692	100	282
18 0694	100	282
18 0696	100	282
18 0697	100	282
18 0698	100	282
18 0700	100	282

Article no.	PU	Page
18 0702	100	282
18 0704	100	282
18 0705	100	282
18 0706	100	282
18 0709	100	282
18 0710	100	282
18 0712	100	282
18 0714	100	282
18 0715	100	282
18 0718	50	282
18 0720	50	282
18 0722	50	282
18 0724	50	282
18 0725	50	282
18 0726	50	282
18 0730	1	282
18 0732	1	282
18 0734	1	282
18 0735	1	282
18 0736	1	282
18 0737	1	282
18 0739	1	282
18 0740	1	282
18 0742	1	282
18 0744	1	282
18 0745	1	282
18 0746	1	282
18 0747	1	282
18 0749	1	283
18 0750	1	283
18 0752	1	283
18 0754	1	283
18 0755	1	283
18 0756	1	283
18 0758	1	283
18 0759	1	283
18 0760	1	283
18 0762	1	283
18 0763	1	283
18 0764	1	283
18 0766	1	283
18 0768	1	283
18 0770	1	283
18 0772	1	283
18 0773	1	283
18 0774	1	283
18 0776	1	283
18 0778	1	283
18 0780	1	283
18 0782	1	283
18 0783	1	283
18 0784	1	283
18 0786	1	283
18 0788	1	283
18 0790	1	283
18 0791	1	283
18 0792	1	283
18 0794	1	283
18 0798	1	283
18 0800	1	283
18 0801	1	283
18 0802	1	283
18 0804	1	283
18 0818	1	283
18 0819	1	283
18 0820	1	283
18 0822	1	283
18 0826	1	283
18 0828	1	283
18 0830	1	283
18 0832	1	283
18 0900	100	285
18 0902	100	285
18 0904	100	285
18 0906	100	285
18 0908	100	285
18 0910	100	285
18 0912	100	285
18 0914	100	285
18 0916	1	285
18 0918	1	285
18 0920	1	285
18 0922	1	285
18 0924	1	285
18 0926	1	285

Article no.	PU	Page
18 0928	1	285
18 0930	1	285
18 0932	1	285
18 0934	1	285
18 0940	100	308
18 0942	100	308
18 0944	100	308
18 0946	100	308
18 0948	100	308
18 0949	100	308
18 0950	100	309
18 0952	100	309
18 0960	1	353
18 0962	1	353
18 0964	1	353
18 0966	1	353
18 0968	1	353
18 0988	100	308
18 0990	100	308
18 0992	100	308
18 0994	100	308
18 0996	100	308
18 0998	100	308
18 0999	100	308
18 1000	100	308
18 1001	100	308
18 1002	100	308
18 1003	100	308
18 1004	100	308
18 1005	100	309
18 1006	100	309
18 1007	100	309
18 1008	100	309
18 1009	100	309
18 1010	100	309
18 1012	100	309
18 1014	100	309
18 1016	100	309
18 1018	100	309
18 1020	100	309
18 1022	50	309
18 1023	50	309
18 1024	1	309
18 1025	1	309
18 1026	1	309
18 1027	1	309
18 1200	100	304
18 1202	100	304
18 1204	100	304
18 1210	100	304
18 1212	100	304
18 1214	100	304
18 1220	100	304
18 1222	100	304
18 1224	100	304
18 1226	100	304
18 1230	100	304
18 1232	100	304
18 1234	100	304
18 1240	100	305
18 1242	100	305
18 1244	100	305
18 1246	100	305
18 1248	100	305
18 1250	100	305
18 1252	100	305
18 1254	100	305
18 1256	100	305
18 1258	100	305
18 1260	100	305
18 1262	100	305
18 1300	1	313
18 1302	1	313
18 1303	1	355
18 1305	1	355
18 1307	1	355
18 1311	1	355
18 1313	1	355
18 1317	1	355
18 1318	1	355
18 1319	1	355
18 1327	1	355
18 1330	1	355
18 1331	1	355
18 1332	1	355

Article no.	PU	Page
18 1333	1	355
18 1334	1	355
18 1335	1	355
18 1336	100	321
18 1337	100	321
18 1338	100	321
18 1339	100	321
18 1340	100	321
18 1341	100	321
18 1342	100	321
18 1343	100	321
18 1344	100	321
18 1345	100	321
18 1347	50	321
18 1348	50	321
18 1351	1	357
18 1360	100	318
18 1361	100	318
18 1362	100	318
18 1363	100	318
18 1364	100	318
18 1365	100	318
18 1366	100	318
18 1367	100	318
18 1368	100	318
18 1369	100	318
18 1371	100	318
18 1372	100	318
18 1373	100	318
18 1374	100	318
18 1375	100	318
18 1376	100	318
18 1377	100	318
18 1378	100	318
18 1379	100	318
18 1380	100	323
18 1381	100	323
18 1382	100	323
18 1383	100	323
18 1384	100	323
18 1385	100	323
18 1386	100	323
18 1389	100	323
18 1390	100	318
18 1391	100	318
18 1392	50	318
18 1393	50	318
18 1394	100	318
18 1395	50	318
18 1400	1	248
18 1401	1	248
18 1402	100	318
18 1404	100	318
18 1408	100	318
18 1420	100	320
18 1422	100	320
18 1424	100	320
18 1426	100	320
18 1450	100	320
18 1452	100	320
18 1454	100	320
18 1456	100	320
18 1460	100	320
18 1462	100	320
18 1464	100	320
18 1466	100	320
18 1470	100	320
18 1472	100	320
18 1474	100	320
18 1476	100	320
18 1480	100	320
18 1482	100	320
18 1484	100	320
18 1486	100	320
18 1487	100	322
18 1488	100	322
18 1489	100	322
18 1490	100	319
18 1491	100	319
18 1492	100	319
18 1495	100	319
18 1496	100	319
18 1497	100	319
18 1502	1	311
18 1503	1	311

Article no.	PU	Page
18 1504	1	311
18 1505	1	311
18 1506	1	311
18 1507	1	311
18 1510	1	311
18 1512	1	311
18 1520	1	311
18 1530	1	303
18 1540	1	303
18 1545	1	297
18 1546	1	297
18 1710	100	322
18 1712	100	322
18 1713	100	322
18 1714	100	322
18 1716	100	322
18 1720	100	322
18 1722	100	322
18 1723	100	322
18 1724	100	322
18 1726	100	322
18 1728	100	322
18 1731	100	322
18 1732	100	322
18 1734	100	322
18 1736	100	321
18 1737	100	321
18 1738	100	321
18 1739	100	321
18 1740	100	321
18 1741	100	321
18 1742	100	321
18 1743	100	321
18 1744	100	321
18 1745	100	321
18 1747	50	321
18 1748	50	321
18 1750	100	322
18 1752	100	322
18 1754	100	322
18 1756	100	322
18 1758	100	322
18 1760	100	322
18 1762	100	323
18 1764	100	323
18 1802	100	319
18 1804	100	319
18 1850	100	320
18 1860	100	319
18 1861	100	319
18 1862	100	319
18 1863	100	319
18 1864	100	319
18 1865	100	319
18 1866	100	319
18 1867	100	319
18 1868	100	319
18 1869	100	319
18 1871	100	319
18 1872	100	319
18 1873	100	319
18 1874	100	319
18 1875	100	319
18 1876	100	319
18 1877	100	319
18 1878	100	319
18 1879	100	319
18 1882	100	323
18 1884	100	323
18 1890	100	319
18 1891	100	319
18 1892	50	319
18 1893	50	319
18 1894	100	319
18 1895	50	319
18 1900	10	326
18 1902	10	326
18 1904	10	326
18 1910	25	326
18 1912	25	326
18 1914	25	326
18 1920	1 roll	327
18 1922	1 roll	327
18 1924	1 roll	327
18 1926	1 roll	327

Article no.	PU	Page
18 1928	1 roll	327
18 1980	1	327
18 1982	1	327
18 2040	1000	306
18 2042	1000	306
18 2046	1000	306
18 2048	1000	306
18 2049	1000	306
18 2050	1000	306
18 2051	1000	306
18 2052	1000	306
18 2054	1000	306
18 2055	1000	306
18 2056	1000	306
18 2057	1000	306
18 2058	1000	306
18 2059	1000	306
18 2060	1000	306
18 2062	1000	306
18 2064	1000	306
18 2066	1000	306
18 2067	1000	306
18 2070	1000	306
18 2071	1000	306
18 2072	1000	306
18 2074	1000	306
18 2075	1000	306
18 2078	1000	306
18 2080	1000	306
18 2082	250	306
18 2083	250	306
18 2085	250	306
18 2086	250	306
18 2088	100	306
18 2089	250	306
18 2092	100	306
18 2094	250	306
18 2096	100	306
18 2097	250	306
18 2100	250	306
18 2102	250	306
18 2103	250	306
18 2104	100	306
18 2105	250	306
18 2106	100	306
18 2108	100	306
18 2110	100	306
18 2111	100	306
18 2112	100	306
18 2113	100	306
18 2114	100	306
18 2115	100	306
18 2116	100	306
18 2118	100	306
18 2119	100	306
18 2120	100	306
18 2121	100	306
18 2122	25	306
18 2123	100	306
18 2124	100	306
18 2125	100	306
18 2126	25	306
18 2127	100	306
18 2128	25	306
18 2129	25	306
18 2131	25	306
18 2132	25	306
18 2133	25	306
18 2134	25	306
18 2135	25	306
18 2140	100	309
18 2188	100	309
18 2190	100	309
18 2192	100	309
18 2194	100	309
18 2196	100	309
18 2198	100	309
18 2199	100	309
18 2200	100	309
18 2201	100	309
18 2202	100	309
18 2203	100	309
18 2204	100	309
18 2205	100	309
18 2206	100	309

Article no.	PU	Page
18 2207	100	309
18 2208	100	310
18 2209	100	310
18 2210	100	310
18 2212	100	310
18 2214	100	310
18 2216	100	310
18 2218	100	310
18 2220	100	310
18 2222	50	310
18 2223	50	310
18 2224	50	310
18 2225	50	310
18 2226	50	310
18 2227	50	310
18 2242	100	309
18 2244	100	309
18 2246	100	309
18 2248	100	309
18 2249	100	309
18 2250	100	309
18 2252	100	310
18 2310	100	307
18 2312	100	307
18 2314	100	307
18 2316	100	307
18 2318	100	307
18 2320	100	307
18 2322	100	307
18 2324	100	307
18 2326	100	307
18 2328	100	307
18 2330	100	307
18 2332	100	307
18 2334	100	307
18 2335	100	307
18 2336	100	307
18 2338	100	308
18 2340	100	308
18 2342	100	308
18 2344	100	308
18 2346	100	308
18 2348	100	308
18 2350	100	308
18 2352	100	308
18 2354	100	308
18 2356	100	308
18 2358	100	308
18 2360	100	308
18 2362	50	308
18 2364	50	308
18 2366	50	308
18 2368	50	308
18 2370	50	308
18 2372	50	308
18 2374	25	308
18 2376	25	308
18 2378	25	308
18 2380	25	308
18 2400	100	310
18 2402	100	310
18 2404	100	310
18 2406	100	310
18 2408	100	310
18 2410	100	310
18 2412	100	310
18 2414	100	310
18 2416	100	310
18 2418	100	310
18 2420	100	310
18 2422	100	310
18 2424	100	310
18 2430	100	310
18 2432	100	310
18 2434	100	310
18 2436	100	310
18 2438	100	310
18 2440	100	310
18 2442	100	310
18 2444	100	310
18 2446	100	310
18 2448	100	310
18 2450	100	310
18 2452	100	310
18 2454	100	310

Article no.	PU	Page
18 2460	100	310
18 2462	100	310
18 2464	100	310
18 2466	100	310
18 2468	100	310
18 2470	100	310
18 2472	100	310
18 2474	100	310
18 2476	100	310
18 2478	100	310
18 2480	100	310
18 2482	100	310
18 2484	100	310
18 2500	100	311
18 2502	100	311
18 2504	100	311
18 2506	100	311
18 2508	100	311
18 2510	100	311
18 2512	100	311
18 2514	100	311
18 2600	1	233
18 2610	1	233
18 2612	1	233
18 2614	1	233
18 2616	1	233
18 2620	1	331
18 2622	1	331
18 2624	1	331
18 2626	1	331
18 2628	1	331
18 2630	1	331
18 2632	1	331
18 2634	1	331
18 2650	1	330
18 2652	1	330
18 2654	1	330
18 2656	1	330
18 2658	1	330
18 2660	1	330
18 2662	1	330
18 2670	10	330
18 2688	1	330
18 2689	1	330
18 2690	1	331
18 2692	1	330
18 2693	1	330
18 2694	1	330
18 2700	1	332
18 2702	1	332
18 2704	1	332
18 2706	1	332
18 2708	1	332
18 2710	1	332
18 2712	1	332
18 2714	1	332
18 2716	1	332
18 2718	1	333
18 2720	1	333
18 2722	1	333
18 2724	1	333
18 2726	1	333
18 2728	1	333
18 2730	1	333
18 2732	1	333
18 2734	1	333
18 2736	1	333
18 2738	1	334
18 2740	1	334
18 2742	1	334
18 2744	1	334
18 2746	1	334
18 2748	1	334
18 2750	1	334
18 2752	1	334
18 2754	1	335
18 2756	1	335
18 2758	1	335
18 2760	1	335
18 2762	1	335
18 2764	1	332
18 2765	1	332
18 2767	1	332
18 2768	1	332
18 2770	1	332

Article no.	PU	Page
18 2771	1	332
18 2773	1	332
18 2774	1	332
18 2775	1	332
18 2776	1	332
18 2778	1	332
18 2779	1	332
18 2980	1	266
18 3000	100	312
18 3002	100	312
18 3004	100	312
18 3008	50	312
18 3010	50	312
18 3012	50	312
18 3020	25	312
18 3022	25	312
18 3024	25	312
18 3026	25	312
18 3028	25	312
18 3030	1	284
18 3031	1	284
18 3032	1	284
18 3033	1	284
18 3034	100	284
18 3035	100	284
18 3036	1	284
18 3037	1	284
18 3038	1	284
18 3039	1	284
18 3040	1	284
18 3041	1	284
18 3042	1	284
18 3043	1	284
18 3044	1	284
18 3045	1	284
18 3046	1	284
18 3047	1	284
18 3048	1	284
18 3050	1	284
18 3051	1	284
18 3052	100	284
18 3053	100	284
18 3056	1	284
18 3057	1	284
18 3058	1	284
18 3059	1	284
18 3060	100	284
18 3061	100	284
18 3062	100	284
18 3063	100	284
18 3064	100	284
18 3065	100	284
18 3066	100	284
18 3067	100	284
18 3068	100	284
18 3069	100	284
18 3070	100	284
18 3071	100	284
18 3072	100	284
18 3073	100	284
18 3074	100	284
18 3075	100	284
18 3130	1	284
18 3131	1	284
18 3132	1	284
18 3133	1	284
18 3134	100	284
18 3135	100	284
18 3136	1	284
18 3137	1	284
18 3138	1	284
18 3139	1	284
18 3140	1	284
18 3141	1	284
18 3142	1	284
18 3143	1	284
18 3144	1	284
18 3145	1	284
18 3146	1	284
18 3147	1	284
18 3148	1	284
18 3149	1	284
18 3150	1	284
18 3152	1	284
18 3153	1	284

1 2 3 4 5 6 7 8 9 10 11 12 13 14 15 16 17 18 19 20 21 22 23 24 25 26

Article no.	PU	Page
18 3154	1	284
18 3155	1	284
18 3156	1	284
18 3157	1	284
18 3158	1	284
18 3159	1	284
18 3160	100	284
18 3161	100	284
18 3162	100	284
18 3163	100	284
18 3164	100	284
18 3165	100	284
18 3166	100	284
18 3167	100	284
18 3168	100	284
18 3169	100	284
18 3170	100	284
18 3171	100	284
18 3172	100	284
18 3173	100	284
18 3174	100	284
18 3175	100	284
18 3176	100	284
18 3177	100	284
18 3180	100	285
18 3182	100	285
18 3184	100	285
18 3186	100	285
18 3188	100	285
18 3190	50	285
18 3192	1	285
18 3194	1	285
18 3196	1	285
18 3198	1	285
18 3200	1	285
18 3202	1	285
18 3204	1	285
18 3206	1	285
18 3255	100	288
18 3256	100	288
18 3258	100	288
18 3260	100	288
18 3262	100	288
18 3265	50	288
18 3266	50	288
18 3268	50	288
18 3270	50	288
18 3272	50	288
18 3275	50	288
18 3276	50	288
18 3278	50	288
18 3280	50	288
18 3282	50	288
18 3286	1	288
18 3288	1	288
18 3290	1	288
18 3292	1	288
18 3294	1	288
18 3296	1	288
18 3298	1	288
18 3300	1	288
18 3302	1	288
18 3304	1	288
18 3306	1	289
18 3308	1	289
18 3310	1	289
18 3312	1	289
18 3314	1	289
18 3316	1	289
18 3318	1	289
18 3320	1	289
18 3322	1	289
18 3324	1	289
18 3326	1	289
18 3328	1	289
18 3330	1	289
18 3332	1	289
18 3334	1	289
18 3336	1	289
18 3338	1	289
18 3340	1	289
18 3342	1	289
18 3344	1	289
18 3346	1	289
18 3348	1	289

Article no.	PU	Page
18 3350	1	289
18 3352	1	289
18 3354	1	289
18 3356	1	289
18 3360	1	289
18 3362	1	289
18 3364	1	289
18 3366	1	289
18 3370	1	289
18 3372	1	289
18 3374	1	289
18 3376	1	289
18 3380	1	289
18 3400	100	287
18 3401	100	287
18 3402	1	287
18 3403	1	287
18 3404	1	287
18 3405	1	287
18 3406	1	287
18 3407	1	287
18 3408	1	287
18 3409	1	287
18 3410	1	287
18 3411	1	287
18 3415	1	287
18 3420	4	294
18 3421	4	294
18 3422	4	294
18 3423	4	294
18 3424	4	294
18 3425	4	294
18 3426	4	294
18 3430	4	294
18 3431	4	294
18 3432	4	294
18 3433	4	294
18 3434	4	294
18 3435	4	294
18 3436	4	294
18 3440	4	294
18 3441	4	294
18 3442	4	294
18 3443	4	294
18 3444	4	294
18 3450	4	294
18 3451	4	294
18 3452	4	294
18 3453	4	294
18 3454	4	294
18 3455	4	294
18 3456	4	294
18 3457	4	294
18 3460	1	294
18 3461	1	294
18 3462	1	294
18 3463	1	294
18 3464	1	294
18 3465	1	294
18 3470	1	294
18 3471	1	294
18 3472	1	294
18 3473	1	294
18 3474	1	294
18 3475	1	294
18 3476	1	294
18 3480	1	294
18 3481	1	294
18 3482	1	294
18 3483	1	294
18 3484	1	294
18 3500	100	290
18 3501	100	290
18 3502	100	290
18 3503	100	290
18 3504	100	290
18 3505	100	290
18 3506	100	290
18 3507	100	290
18 3508	100	290
18 3509	50	290
18 3510	50	290
18 3511	50	290
18 3512	25	290
18 3513	1	290

Article no.	PU	Page
18 3514	1	290
18 3515	1	290
18 3516	1	290
18 3517	1	290
18 3518	1	290
18 3519	1	290
18 3520	1	290
18 3521	1	290
18 3522	1	290
18 3523	1	290
18 3524	1	290
18 3525	1	290
18 3526	1	290
18 3527	1	290
18 3528	1	290
18 3529	1	290
18 3530	1	290
18 3531	1	290
18 3532	1	290
18 3533	1	290
18 3534	1	290
18 3535	1	290
18 3536	1	290
18 3537	1	290
18 3538	1	290
18 3539	1	290
18 3540	1	290
18 3541	1	290
18 3542	1	290
18 3543	1	290
18 3544	1	290
18 3545	1	290
18 3546	1	290
18 3547	1	290
18 3548	1	290
18 3549	1	290
18 3550	1	290
18 3551	1	290
18 3552	1	290
18 3553	1	290
18 3554	1	290
18 3555	1	290
18 3556	1	290
18 3557	1	290
18 3558	1	290
18 3559	1	290
18 3570	100	290
18 3572	1	290
18 3574	1	290
18 3617	4	292
18 3618	4	292
18 3619	4	292
18 3622	4	292
18 3623	4	292
18 3624	4	292
18 3627	4	292
18 3628	4	292
18 3630	4	292
18 3631	4	292
18 3632	4	292
18 3634	4	292
18 3636	4	292
18 3637	4	292
18 3639	4	292
18 3640	4	292
18 3641	4	292
18 3642	4	292
18 3644	4	292
18 3645	4	292
18 3646	4	292
18 3647	4	292
18 3648	4	292
18 3649	4	292
18 3650	1	292
18 3651	1	292
18 3652	1	292
18 3653	1	292
18 3654	1	292
18 3655	1	292
18 3656	1	292
18 3657	1	292
18 3658	1	292
18 3700	100	291
18 3701	100	291
18 3702	100	291

Article no.	PU	Page
18 3703	50	291
18 3704	1	291
18 3705	1	291
18 3706	1	291
18 3707	1	291
18 3708	1	291
18 3709	1	291
18 3710	1	291
18 3711	1	291
18 3712	1	291
18 3713	1	291
18 3714	1	291
18 3715	1	291
18 3798	1	286
18 3800	1	286
18 3801	1	286
18 3802	1	286
18 3804	1	286
18 3806	1	286
18 3808	1	286
18 3810	1	286
18 3812	1	286
18 3814	1	286
18 3815	1	286
18 3816	1	286
18 3818	1	286
18 3820	1	286
18 3821	1	286
18 3822	1	286
18 3824	1	286
18 3826	1	286
18 3827	1	286
18 3828	1	286
18 3830	1	286
18 3832	1	286
18 3833	1	286
18 3834	1	286
18 3836	1	286
18 3838	1	286
18 3839	1	286
18 3840	1	286
18 3842	1	286
18 3844	1	286
18 3846	1	286
18 3848	1	286
18 3850	1	286
18 3860	10	293
18 3861	10	293
18 3862	10	293
18 3863	10	293
18 3864	10	293
18 3865	10	293
18 3866	5	293
18 3867	5	293
18 3868	1	293
18 3869	1	293
18 3910	10	293
18 3911	10	293
18 3912	10	293
18 3914	10	293
18 3915	10	293
18 3918	10	293
18 3919	10	293
18 3923	10	293
18 3924	10	293
18 3928	10	293
18 3930	10	293
18 3932	10	293
18 3934	10	293
18 3937	5	293
18 3939	5	293
18 3942	5	293
18 3944	5	293
18 3946	5	293
18 3948	5	293
18 3951	1	293
18 3952	1	293
18 4002	1 roll	354
18 4004	1 roll	354
18 4006	1 roll	354
18 4008	1 roll	354
18 4010	1 roll	354
18 4012	1 roll	354
18 4014	1 roll	354
18 4016	1 roll	354

Article no.	PU	Page
18 4018	1 roll	354
18 4020	1 roll	354
18 4022	1 roll	354
18 4024	1 roll	354
18 4026	1 roll	354
18 4028	1 roll	354
18 4060	1	352
18 4062	1	352
18 4064	1	352
18 4066	1	352
18 4068	1	352
18 4070	1	352
18 4106	1 roll	355
18 4108	1 roll	355
18 4110	1 roll	355
18 4112	1 roll	355
18 4114	1 roll	355
18 4116	1 roll	355
18 4118	1 roll	355
18 4120	1 roll	355
18 4122	1 roll	355
18 4124	1 roll	355
18 4126	1 roll	355
18 4128	1 roll	355
18 4136	1	356
18 4138	1	356
18 4140	1	356
18 4142	1	356
18 4144	1	356
18 4146	1	356
18 4148	1	356
18 4150	1	356
18 4160	1	351
18 4162	1	351
18 4166	1	351
18 4168	1	351
18 4204	1 roll	356
18 4206	1 roll	356
18 4208	1 roll	356
18 4210	1 roll	356
18 4212	1 roll	356
18 4214	1 roll	356
18 4216	1 roll	356
18 4218	1	356
18 4220	1	356
18 4222	1	356
18 4224	1	356
18 4234	1	356
18 4236	1	356
18 4238	1	356
18 4240	1	356
18 4242	1	356
18 4244	1	356
18 4246	1	356
18 4306	1 roll	357
18 4308	1 roll	357
18 4310	1	357
18 4312	1	357
18 4314	1	357
18 4316	1	357
18 4318	1	357
18 4320	1	357
18 4460	500	307
18 4462	500	307
18 4464	500	307
18 4466	500	307
18 4468	400	307
18 4480	500	307
18 4482	500	307
18 4484	500	307
18 4486	500	307
18 4488	400	307
18 4500	500	307
18 4502	500	307
18 4504	500	307
18 4506	500	307
18 4508	400	307
18 4660	1	352
18 4662	1	352
18 4664	1	352
18 4666	1	352
18 4668	1	352
18 4680	1	352
18 4682	1	352
18 4760	1	351

Article no.	PU	Page
18 4762	1	351
18 4764	1	351
18 4766	1	351
18 4768	1	351
18 4770	1	352
18 4800	100	358
18 4802	100	358
18 4804	100	358
18 4806	100	358
18 4808	100	358
18 4810	100	358
18 4812	100	358
18 4814	100	358
18 4816	100	358
18 4818	100	358
18 4820	100	358
18 4822	100	358
18 4824	100	358
18 4826	100	358
18 4828	100	358
18 4830	100	358
18 4832	100	358
18 4834	100	358
18 4836	100	359
18 4838	100	359
18 4840	100	359
18 4842	100	359
18 4844	100	359
18 4846	50	359
18 4848	100	359
18 4850	100	359
18 4852	100	359
18 4854	100	359
18 4856	100	359
18 4858	100	359
18 4860	100	359
18 4862	100	359
18 4864	100	359
18 4866	100	359
18 4868	100	359
18 4870	50	359
18 4874	100	359
18 4876	100	359
18 4878	100	359
18 4880	100	359
18 4882	50	359
18 4884	50	359
18 4886	50	359
18 4998	500	308
18 5000	500	308
18 5002	500	308
18 5004	500	308
18 5005	500	309
18 5006	500	309
18 5007	500	309
18 5008	500	309
18 5009	500	309
18 5010	500	309
18 5012	500	309
18 5014	500	309
18 5016	500	309
18 5018	500	309
18 5020	500	309
18 6000	100	325
18 6001	100	325
18 6002	100	325
18 6003	100	325
18 6004	100	325
18 6005	100	325
18 6006	25	325
18 6010	100	325
18 6011	100	325
18 6012	100	325
18 6013	25	325
18 6014	50	325
18 6015	25	325
18 6016	25	325
18 6020	25	325
18 6021	25	325
18 6022	25	325
18 6023	25	325
18 6024	25	325
18 6025	25	325
18 6100	100	325
18 6102	100	325

Article no.	PU	Page
18 6103	100	325
18 6104	100	325
18 6105	100	325
18 6106	25	325
18 6110	100	325
18 6111	100	325
18 6112	100	325
18 6113	25	325
18 6114	25	325
18 6115	25	325
18 6116	25	325
18 6120	25	325
18 6121	25	325
18 6122	25	325
18 6123	25	325
18 6124	25	325
18 6125	25	325
18 6130	100	326
18 6132	100	326
18 6134	100	326
18 6136	100	326
18 6138	50	326
18 6140	50	326
18 6142	100	326
18 6144	100	326
18 6146	50	326
18 6148	50	326
18 6150	25	326
18 6200	1	324
18 6202	1	324
18 6204	1	324
18 6206	1	324
18 6208	1	324
18 6210	1	324
18 6220	1	324
18 6222	1	324
18 6224	1	324
18 6226	1	324
18 6228	1	324
18 6230	1	324
18 8012	100	314
18 8014	1	314
18 8016	1	314
18 8018	1	314
18 8686	100	315
18 8704	100	315
18 8705	100	315
18 8712	50	315
18 8714	50	315
19 0005	**200**	**338**
19 0006	200	338
19 0014	200	338
19 0015	200	338
19 0016	200	338
19 0017	200	338
19 0019	200	338
19 0026	200	338
19 0027	200	338
19 0028	200	338
19 0029	200	338
19 0030	200	338
19 0031	200	338
19 0040	200	338
19 0041	200	338
19 0042	200	338
19 0043	100	338
19 0044	100	338
19 0051	200	338
19 0053	200	338
19 0054	100	338
19 0055	100	338
19 0056	100	338
19 0062	100	338
19 0063	100	338
19 0064	100	338
19 0088	200	338
19 0089	200	338
19 0090	200	338
19 0091	200	338
19 0092	200	338
19 0093	200	338
19 0098	200	338
19 0099	200	338
19 0100	200	338

Article no.	PU	Page
19 0101	200	338
19 0102	200	338
19 0103	200	338
19 0104	200	338
19 0108	200	338
19 0109	200	338
19 0110	200	338
19 0111	200	338
19 0112	200	338
19 0113	200	338
19 0118	200	338
19 0119	200	338
19 0120	200	338
19 0121	200	338
19 0122	200	338
19 0126	100	338
19 0149	200	341
19 0160	200	341
19 0161	200	341
19 0162	200	341
19 0164	200	341
19 0182	200	341
19 0183	200	341
19 0184	200	341
19 0186	200	341
19 0187	100	341
19 0210	50	340
19 0211	25	340
19 0212	25	340
19 0222	50	340
19 0223	25	340
19 0224	25	340
19 0225	25	340
19 0226	25	340
19 0235	10	340
19 0236	10	340
19 0237	10	340
19 0238	10	340
19 0300	100	341
19 0301	100	341
19 0302	100	341
19 0303	100	341
19 0304	100	341
19 0305	100	341
19 0313	100	341
19 0314	100	341
19 0315	100	341
19 0317	100	341
19 0318	100	341
19 0324	100	341
19 0325	100	341
19 0326	100	341
19 0327	100	341
19 0328	100	341
19 0329	100	341
19 0336	100	341
19 0337	100	341
19 0338	100	341
19 0339	100	341
19 0340	100	341
19 0341	100	341
19 0342	100	341
19 0410	100	340
19 0411	100	340
19 0412	100	340
19 0413	100	340
19 0416	100	340
19 0417	100	340
19 0418	100	340
19 0419	100	340
19 0422	100	340
19 0423	100	340
19 0424	100	340
19 0425	100	340
19 0426	100	340
19 0432	100	340
19 0433	100	340
19 0434	100	340
19 0435	100	340
19 0436	100	340
19 0500	100	342
19 0504	100	342
19 0506	100	342
19 0514	100	342
19 0516	100	342

Article no.	PU	Page
19 0520	100	342
19 0522	100	342
19 0524	100	342
19 0528	100	342
19 0535	100	342
19 0538	100	342
19 0542	100	342
19 0545	100	342
19 0547	100	342
19 0562	100	342
19 0564	100	342
19 0566	100	342
19 0567	100	342
19 0568	100	342
19 0570	100	342
19 0572	100	342
19 0588	100	342
19 0592	100	342
19 0594	100	342
19 0596	50	342
19 0600	25	342
19 0614	50	342
19 0616	50	342
19 0618	50	342
19 0620	50	342
19 0622	50	342
19 0800	100	342
19 0806	100	342
19 0808	100	342
19 0811	100	342
19 0828	100	342
19 0832	100	342
19 0834	100	342
19 0836	100	342
19 0837	100	342
19 0839	100	342
19 0848	100	342
19 0862	100	342
19 0864	100	342
19 0866	100	342
19 0867	100	342
19 0869	100	342
19 0878	100	342
19 0882	100	342
19 0884	100	342
19 0887	100	342
19 0888	100	342
19 0890	100	342
19 0908	50	342
19 0910	50	342
19 1104	1	343
19 1105	1	343
19 1106	1	343
19 1108	1	343
19 1110	1	343
19 1112	1	343
19 1201	200	339
19 1205	200	339
19 1206	200	339
19 1208	200	339
19 1210	200	339
19 1215	200	339
19 1216	200	339
19 1217	200	339
19 1219	200	339
19 1227	200	339
19 1228	200	339
19 1229	200	339
19 1235	200	339
19 1237	200	339
19 1238	200	339
19 1500	200	339
19 1501	200	339
19 1507	200	339
19 1508	200	339
19 1510	200	339
19 1515	200	339
19 1516	200	339
19 1517	200	339
19 1528	200	339
19 1535	200	339
19 1537	200	339
19 1538	200	339
19 2000	100	343
19 2001	100	343

Article no.	PU	Page
19 2002	100	343
19 2003	100	343
19 2005	100	343
19 2006	100	343
19 2007	50	343
19 2600	100	343
19 2602	100	343
19 2603	100	343
19 2604	100	343
19 2606	100	343
19 2607	100	343
19 2608	100	343
19 2650	100	343
19 2651	100	343
19 2652	100	343
19 2654	100	343
19 2656	100	343
19 2700	100	343
19 2702	100	343
19 2703	100	343
19 2704	100	343
19 2706	100	343
19 2708	100	343
19 2710	100	343
19 2750	100	343
19 2752	100	343
19 2754	100	343
19 2756	100	343
19 2758	100	343
19 2760	100	343
19 2762	100	343
19 3027	200	339
19 3028	200	339
19 3029	200	339
19 3042	200	339
19 3054	200	339
19 3089	200	339
19 3099	200	339
19 3100	200	339
19 3101	200	339
19 3102	200	339
19 3103	200	339
19 3104	200	339
19 3111	200	339
19 3112	200	339
19 3113	200	339
19 3120	200	339
19 3121	100	339
19 3122	100	339
20 0314	**1**	**148**
20 0324	1	148
20 0334	1	148
20 0342	1	148
20 0344	1	148
20 0350	1	148
20 0354	1	148
20 0356	1	148
20 0358	1	148
20 0360	1	148
20 0364	1	148
20 0373	1	148
20 0374	1	148
20 0375	1	148
20 0379	1	148
20 0383	1	148
20 0385	1	148
20 0386	1	148
20 0387	1	148
20 0391	1	148
20 0397	1	148
20 0403	1	148
20 0407	1	148
20 0409	1	148
20 0415	1	148
20 0421	1	148
20 0427	1	148
20 0433	1	148
20 0439	1	148
20 0445	1	148
20 0447	1	148
20 0451	1	148
20 0457	1	148
20 0463	1	148
20 0469	1	148

Article no.	PU	Page
20 0472	1	148
20 0476	1	148
20 1200	1	155
20 1201	1	155
20 1205	1	155
20 1206	1	155
20 1207	1	155
20 1208	1	155
20 1209	1	155
20 1210	1	155
20 1212	1	155, 191
20 1214	1	155
20 1216	1	155
20 1218	1	155
20 1240	1	160
20 1242	1	160
20 1244	1	160
20 1250	1	161
20 1273	1	155
20 1274	1	155
20 1275	1	155
20 1280	1	156
20 1282	1	156
20 1284	1	156
20 1286	1	156
20 1290	1	156
20 1293	1	156
20 1294	1	156
20 1295	1	156
20 1298	1	156
20 1300	1	156
20 1307	1	155
20 1320	1	148
20 1340	1	148
20 1352	1	148
20 1354	1	148
20 1358	1	148
20 1360	1	148
20 1380	1	149
20 1395	1	150
20 1604	1	149
20 1610	1	149
20 1614	1	149
20 1618	1	149
20 1622	1	149
20 1630	1	149
20 1634	1	149
20 1638	1	149
20 1702	1	149
20 1752	1	149
20 1758	1	149
20 1760	1	149
20 1762	1	149
20 1854	1	149
20 1862	1	149
20 1880	1	152
20 1882	1	152
20 1884	1	152
20 1886	1	152
20 1888	1	152
20 1890	1	152
20 1892	1	152
20 1982	1	156
20 1983	1	156
20 1984	1	156
20 1985	1	156
20 1986	1	156
20 1987	1	156
20 1989	1	156
20 2100	1	157
20 2110	1	157
20 2112	1	157
20 2114	1	157
20 2116	1	157
20 2118	1	157
20 2120	1	157
20 2123	1	157
20 2124	1	157
20 2125	1	157
20 2126	1	157
20 2127	1	157
20 2128	1	157
20 2129	1	157
20 2130	1	157
20 3050	1	157

Article no.	PU	Page
20 3051	1	157
20 3052	1	157
20 3053	1	157
20 3054	1	157
20 3055	1	157
20 3060	1	157
20 3070	1	157
20 3610	1	158
20 3612	1	158
20 3614	1	158
20 3616	1	158
20 3618	1	158
20 3620	1	158
20 3623	1	158
20 3624	1	158
20 3625	1	158
20 3626	1	158
20 3627	1	158
20 3628	1	158
20 3629	1	158
20 3630	1	158
20 3920	1	157
20 3924	1	157
20 3930	1	158
20 4815	1	161
20 6306	1	164
20 6308	1	164
20 6310	1	164
20 6312	1	164
20 6314	1	164
20 6316	1	164
20 6318	1	164
20 6320	1	164
20 6322	1	164
20 6324	1	164
20 6325	1	164
20 6326	1	164
20 6328	1	164
20 6330	1	164
20 6346	1	164
20 6348	1	164
20 6350	1	164
20 6352	1	164
20 6354	1	164
20 6356	1	164
20 6358	1	164
20 6360	1	164
20 6362	1	164
20 6364	1	164
20 6365	1	164
20 6366	1	164
20 6368	1	164
20 6370	1	164
20 6502	1	172
20 6503	1	172
20 6504	1	172
20 6505	1	172
20 6512	1	172
20 6513	1	172
20 6514	1	172
20 6515	1	172
20 6522	1	172
20 6523	1	172
20 6524	1	172
20 6525	1	172
20 6532	1	172
20 6533	1	172
20 6534	1	172
20 6535	1	172
20 6542	1	172
20 6543	1	172
20 6544	1	172
20 6545	1	172
20 6552	1	172
20 6553	1	172
20 6554	1	172
20 6555	1	172
20 6561	1	172
20 6562	1	172
20 6563	1	172
20 6564	1	172
20 6571	1	172
20 6572	1	172
20 6573	1	172
20 6574	1	172

Article no.	PU	Page
20 6581	1	172
20 6582	1	172
20 6583	1	172
20 6584	1	172
20 6592	1	172
20 6593	1	172
20 6594	1	172
20 6595	1	172
20 6602	1	172
20 6603	1	172
20 6604	1	172
20 6605	1	172
20 6612	1	172
20 6613	1	172
20 6614	1	172
20 6615	1	172
20 6622	1	173
20 6623	1	173
20 6624	1	173
20 6625	1	173
20 6632	1	173
20 6633	1	173
20 6634	1	173
20 6635	1	173
20 6642	1	173
20 6643	1	173
20 6644	1	173
20 6645	1	173
20 6701	1	173
20 6711	1	173
20 6750	1	173
20 6760	1	173
20 6806	1	172, 240
20 6850	1	173
20 6852	1	173
20 6854	1	173
20 6856	1	173
20 6857	1	173
20 7150	1	158
20 7151	1	158
20 7152	1	158
20 7153	1	158
20 7154	1	158
20 7155	1	158
20 7170	1	157
20 7172	1	157
20 7200	1	158
20 7201	1	158
20 7202	1	158
20 7203	1	158
20 7204	1	158
20 7206	1	158
20 7311	1	154
20 7315	1	154
20 7321	1	154
20 7325	1	154
20 7330	1	154
20 7334	1	154
20 7340	1	154
20 7360	1	157
20 7372	1	156
20 7373	1	156
20 7374	1	156
20 7375	1	156
20 7376	1	156
20 7377	1	156
20 7378	1	168
20 7379	1	168
20 7380	1	168
20 7382	1	168
20 7384	1	168
20 7385	1	168
20 7386	1	168
20 7388	1	168
20 7389	1	168
20 7400	1	166
20 7414	1	164
20 7416	1	164
20 7417	1	164
20 7419	1	164
20 7420	1	164
20 7421	1	164
20 7422	1	164
20 7424	1	164
20 7425	1	164

Article no.	PU	Page
20 7427	1	164
20 7429	1	164
20 7430	1	164
20 7432	1	165
20 7435	1	165
20 7437	1	165
20 7438	1	165
20 7440	1	165
20 7441	1	165
20 7443	1	165
20 7444	1	165
20 7445	1	165
20 7446	1	165
20 7448	1	165
20 7450	1	165
20 7451	1	165
20 7452	1	165
20 7454	1	165
20 7455	1	165
20 7457	1	165
20 7459	1	165
20 7460	1	165
20 7464	1	165
20 7465	1	165
20 7467	1	165
20 7468	1	165
20 7470	1	165
20 7473	1	165
20 7475	1	165
20 7476	1	165
20 7479	1	165
20 7483	1	165
20 7486	1	165
20 7489	1	165
20 7492	1	165
20 7495	1	165
20 7498	1	165
20 7500	1	165
20 7502	1	165
20 7505	1	165
20 7511	1	165
20 7514	1	165
20 7521	1	165
20 7527	1	165
20 7540	1	165
20 7546	1	165
20 7552	1	165
20 7562	1	165
20 7563	1	165
20 7564	1	166
20 7573	1	167
20 7580	1	166
20 7581	1	166
20 7584	1	166
20 7586	1	166
20 7588	1	166
20 7589	1	166
20 7590	1	166
20 7592	1	166
20 7596	1	166
20 7598	1	166
20 7700	1	167
20 7714	1	167
20 7728	1	167
20 7730	1	167
20 7732	1	167
20 7740	1	167
20 7744	1	167
20 7750	1	167
20 7760	1	167
20 7764	1	167
20 7770	1	167
20 7980	1	162
20 7982	1	162
20 7984	1	162
20 7986	1	162
20 7988	1	162
20 8000	1	153
20 8002	1	153
20 8004	1	153
20 8006	1	153
20 8008	1	153
20 8010	1	153
20 8012	1	153
20 8014	1	153

Article no.	PU	Page
20 8016	1	153
20 8018	1	153
20 8020	1	153
20 8030	1	153
20 8032	1	153
20 8034	1	153
20 8036	1	153
20 8038	1	153
20 8040	1	153
20 8042	1	154
20 8044	1	154
20 8046	1	154
20 8050	1	154
20 8052	1	154
20 8054	1	154
20 8056	1	154
20 8058	1	154
20 8060	1	154
20 8100	1	152
20 8102	1	152
20 8104	1	152
20 8106	1	152
20 8108	1	152
20 8110	1	152
20 8112	1	152
20 8114	1	152
20 8116	1	152
20 8118	1	152
20 8120	1	152
20 8122	1	152
20 8124	1	152
20 8126	1	152
20 8128	1	152
20 8130	1	152
20 8132	1	152
20 8134	1	152
20 8136	1	152
20 8138	1	152
20 8140	1	152
20 8142	1	152
20 8144	1	152
20 8146	1	152
20 8150	1	152
20 8152	1	152
20 8154	1	152
20 8156	1	152
20 8158	1	152
20 8160	1	152
20 8162	1	152
20 8164	1	152
20 8166	1	152
20 8168	1	152
20 8170	1	152
20 8172	1	152
20 8174	1	152
20 8302	1	149
20 8304	1	149
20 8308	1	149
20 8310	1	149
20 8316	1	149
20 8318	1	149
20 8320	1	149
20 8322	1	149
20 8324	1	149
20 8328	1	149
20 8330	1	149
20 8332	1	149
20 8334	1	149
20 8336	1	149
20 8341	1	149
20 8342	1	149
20 8343	1	149
20 8344	1	149
20 8346	1	149
20 8348	1	149
20 8354	1	149
20 8355	1	149
20 8356	1	149
20 8357	1	149
20 8360	1	149
20 8362	1	149
20 8364	1	149
20 8365	1	149
20 8366	1	149
20 8368	1	150

Article no.	PU	Page
20 8372	1	150
20 8373	1	150
20 8378	1	150
20 8380	1	150
20 8382	1	150
20 8384	1	150
20 8386	1	150
20 8388	1	150
20 8390	1	150
20 8400	1	151
20 8402	1	151
20 8404	1	151
20 8406	1	151
20 8408	1	151
20 8410	1	151
20 8412	1	151
20 8414	1	151
20 8416	1	151
20 8418	1	151
20 8420	1	151
20 8422	1	151
20 8424	1	151
20 8426	1	151
20 8428	1	151
20 8430	1	151
20 8432	1	151
20 8434	1	151
20 8436	1	151
20 8438	1	151
20 8440	1	151
20 8442	1	151
20 8444	1	151
20 8446	1	151
20 8448	1	151
20 8450	1	151
20 8452	1	151
20 8454	1	151
20 8456	1	151
20 8458	1	151
20 8460	1	151
20 8462	1	151
20 8464	1	151
20 8466	1	151
20 8468	1	151
20 8470	1	151
20 8472	1	151
20 8474	1	151
20 8476	1	151
20 8478	1	151
20 8480	1	151
20 8482	1	151
20 8484	1	151
20 8500	1	171
20 8506	5	171
20 8507	5	171
20 8522	5	171
20 8523	5	171
20 8602	1	150
20 8604	1	150
20 8605	1	150
20 8606	1	150
20 8608	1	150
20 8610	1	150
20 8616	1	150
20 8618	1	150
20 8620	1	150
20 8622	1	150
20 8624	1	150
20 8628	1	150
20 8630	1	150
20 8632	1	150
20 8634	1	150
20 8636	1	150
20 8642	1	150
20 8643	1	150
20 8644	1	150
20 8646	1	150
20 8648	1	150
20 8654	1	150
20 8655	1	150
20 8656	1	150
20 8657	1	150
20 8662	1	150
20 8664	1	150
20 8666	1	150

Article no.	PU	Page
20 8668	1	150
20 8672	1	150
20 8673	1	150
20 8680	1	150
20 8682	1	150
20 8684	1	150
20 8686	1	150
20 8690	1	150
20 8700	1	161
20 8702	1	161
20 8704	1	161
20 8706	1	161
20 8708	1	161
20 8710	1	161
20 8712	1	161
20 8714	1	161
20 8716	1	161
20 8718	1	161
20 8720	1	161
20 8722	1	161
20 8724	1	161
20 8726	1	161
20 8728	1	161
20 8732	1	161
20 8734	1	162
20 8736	1	162
20 8738	1	162
20 8740	1	162
20 8742	1	162
20 8744	1	162
20 8746	1	162
20 8748	1	162
20 8750	1	162
20 8752	1	162
20 8754	1	162
20 8756	1	162
20 8758	1	162
20 8760	1	162
20 8762	1	162
20 8770	1	168
20 8772	1	168
20 8774	1	168
20 8776	1	168
20 8778	1	168
20 8780	1	168
20 8782	1	169
20 8784	1	169
20 8786	1	170
20 8788	1	170
20 8790	1	169
20 8792	1	169
20 8794	1	169
20 8796	1	169
20 8798	1	169
20 8800	1	169
20 8802	1	169
20 8804	1	169
20 8810	1	170
20 8812	1	170
20 8814	1	170
20 8816	1	170
20 8818	1	170
20 8820	1	170
20 8822	1	170
20 8824	1	170
20 8826	1	170
20 8830	1	170
20 8832	1	170
20 8833	1	170
20 8834	1	169
20 8836	1	169, 170
20 8838	1	169, 170
20 8840	1	170
20 8844	1	170
20 8846	1	170
20 8848	1	170
20 8850	1	170
20 8852	1	170
20 8854	1	170
20 8856	1	171
20 8858	1	171
20 8860	1	171
20 8862	1	171
20 8900	1	163
20 8902	1	163
20 8904	1	163
20 8910	1	163
20 8912	1	163
20 8914	1	163
20 8920	1	163
20 8922	1	163
20 8924	1	163
20 8930	1	164
21 0004	**1**	**202**
21 0008	1	202
21 0065	1	202
21 0104	1	202
21 0106	1	202
21 0202	1	203
21 0300	1	203
21 1435	1	200
21 1437	1	200
21 1520	1	200
21 1522	1	200
21 1523	1	200
21 1524	1	200
21 1526	1	200
21 1528	1	201
21 1530	1	201
21 1532	1	201
21 1534	1	201
21 1536	1	200
21 1540	1	200
21 1542	1	200
21 1550	1	200
21 1552	1	200
21 1554	1	201
21 1556	1	200
21 1560	1	202
21 1562	1	202
21 2000	1	203
21 2002	1	203
21 2062	1	203
21 2100	1	203
21 2102	1	203
21 2140	1	203
21 2150	1	204
21 2151	1	205
21 2152	1	204
21 2153	1	205
21 2154	1	204
21 2155	1	205
21 2157	1	205
21 2159	1	205
21 2168	1	203
21 2170	1	203
21 2172	1	204
21 2173	1	204
21 2176	1	204
21 2179	1	204
21 2180	1	204
21 2182	1	204
21 2184	1	204
21 2186	1	204
21 2190	1	205
40 0274	**1**	**46**
40 1943	1	47
40 1981	1	50
40 1998	1	50
40 2032	1	50
40 2049	1	50
40 2582	1	51
40 2780	1	52
40 3114	1	51
40 3404	1	51
40 3695	1	46
40 3732	1	50
40 4562	1	48
40 4692	1	50
40 4708	1	50
40 4715	1	50
40 4883	1 set	47
40 5576	1	46
40 5583	1	46
40 5590	1	46
40 6757	1	51
40 6764	1	51
40 7242	1	50
40 7259	1	51
40 7273	1	51
40 7297	1	49
40 7303	1	49
40 7341	1	49
40 7761	1	50
40 7778	1	50
40 7785	1	50
40 7792	1	51
40 7815	1	51
40 7822	1	51
40 8065	1	49
40 8188	1 set	47
40 8423	1	47
40 8560	1	51
40 8577	1	51
40 8928	1	48
40 8980	1	50
40 9017	1	50
40 9024	1	50
40 9048	1	50
40 9178	1	50
40 9215	1	50
40 9666	1	49
40 9963	1	47
41 0631	**1**	**48**
41 0648	1	48
41 0655	1	48
41 0709	1	47
41 0716	1	47
41 0747	1	48
41 0778	1	48
41 0792	1	48
41 0808	1	48
41 0815	1	48
41 1898	1	47
41 2004	1 set	47
41 2369	1	49
41 2857	1	47
41 2970	1	47
41 2987	1	47
41 3656	1	44
41 4059	1	44
41 4165	1	48
41 4172	1	48
41 4578	1	46
41 4585	1	46
41 4592	1	46
41 4608	1	46
41 4653	1	46
41 5384	1	47
41 5407	1	47
41 5414	1	47
41 6398	1	51
41 7173	1	44
41 7180	1	44
41 7197	1	44
41 7203	1	44
41 7227	1	44
41 7494	1	46
41 7500	1	46
41 8330	1	51
41 8347	1	49
41 8354	1	51
41 8743	1	46
41 8774	1	46
41 8958	1	46
41 9191	1	46
41 9207	1	46
41 9276	1	46
41 9283	1	46
41 9290	1	46
41 9306	1	46
41 9313	1	46
41 9320	1	46
42 5833	**1**	**48**
42 5840	1	48
43 0899	**1**	**47**
43 3067	1 set	46
43 4224	1	45
43 4231	1	45
43 4248	1	45
43 4255	1	45
43 4262	1	45
43 4279	1	45
43 4286	1	45
43 4293	1	45
43 4309	1	45
43 4316	1	45
43 4323	1	45
43 4330	1	45
43 4347	1	45
43 4354	1	45
43 4361	1	45
43 4378	1	45
43 4385	1	45
43 4392	1	45
43 4408	1	45
43 4446	1	45
43 4453	1	45
43 4460	1	45
43 4569	1 set	46
43 4576	1 set	46
43 4583	1	45
43 6631	1	51
43 6679	1	51
43 7935	1	45
43 7942	1	45
43 7959	1	45
43 7966	1	45

Index

1000-Volt safety tool 56-60, 208-224
1000-Volt safety tool assortments 58, 60, 208-224

Adhesive 247-248
Adhesive tape 346-350
Adjustable spanners 89
Aerial drill 156
Allen wrench 70, 73, 78, 217
Allen wrench set 71, 75, 79, 85
Anti-kink sleeve 312, 359
Apprentice case 28-29
Attachments for cable ties 323
Automatic wire stripper 132-133
Awl 78

Backpack Trolley 35
Basin wrench 237
Bevelled edge chisel 196
Bit holder 83
Bit set 83-84, 86-87
Bits 82-84
Blade receptacle 300-301, 304
Blade terminal 301, 304, 305
Bolt cutters 66, 239
Branch tee coupling 351-352
Brushes and brooms 255
Bump cap 256
Butt connectors 285, 302-303

Cable coil dispenser 104
Cable cutter 60, 120-125, 212
Cable detective 99
Cable draw grip 111, 114, 116-117
Cable drum 254
Cable drum hoist 105-106
Cable drum unroller 104
Cable duct cutter 191
Cable guiding head 111
Cable joint box 351
Cable laying aid 106
Cable length measuring instrument 105
Cable lubricant 117
Cable lug 282-284, 286, 288-289, 290, 292, 293, 295-296, 298-299
Cable or wire gauge 202
Cable pay-off reel 104
Cable pulling aid 107-117
Cable shears 120-125, 221
Cable sheath cutter 128
Cable sheath stripper / insulation stripper 128-139
Cable stripping knife 136-139, 220-221
Cable tie clamping and cutting tool 324, 325
Cable ties 318-322, 325-327
Cable winding device 110, 112, 113-115
Calliper 203
Carpenter's pencil 203
Cartridge gun 248
Cased drill 164
Cast resin sleeve 352
Cement 249
Centring drill bit 168-170
Chalk holder 204
Chalk line roller 197
Chisel 195
Chisel, SDS-plus 153-154
Circlip pliers 65
Circuit board cutlery 233
Circular socket 301
Cleaning brush 224
Cleaning roll holder 255
Cleaning spray 246
Cleaning wipes 254
Clip 224
Clip-on measuring instrument 98
Clockmaker's screwdriver 78
Club hammer 194
Combination pliers 57,60
Combination spanner 88-89
Compass 203
Compression cable lug 290, 292, 293
Compression connector 291, 293, 294
Concrete drill 149
Conductor 252-253
Construction bucket 255
Construction site spotlight 258-259
Continuity and circuit tester 97
Control mirror 63
Control pliers 66
Core bit 154, 168-170
Core drill bit 168
Corrugated pipe cutter 238
Corundum cutting disc 163-164
Countersink bit 156
Coupling sleeve 351-352
Coupling sleeve 351-352
Cover sheet 255
Crampons 232
Crimping cable lug 295-296, 298-299
Crimping inserts 262-264, 274-279
Crimping tool 262-273
Crimping tool 262-279
Crocodile clips 99
Cross peen hammer 194
Cross-key 91
Crosshead screwdriver 70, 72, 73, 78, 213
Crown scissors 125
Cutout switch lock 233
Cutting disc 161-162, 163-164

Deburrer 171
Deep hole marker 204-205
Desoldering pump 245
Diagonal pliers 56-57,58-59, 61-62, 208, 210, 211
Diagonal sealing pliers 57
Diamond cutting discs 161-162
Digital tape measure 202
Double open-ended spanner 88
Double open-ended spanner set 88
Drape 224
Drift punch 195
Drill 148-152
Drilling paste 155
Dry drill 171
Dust removal 163, 170, 171
Dustpan 255

Ear muff 226-227
Earthing terminal 314
Edge countersink 166-167
Electrician boots 229
Electrician scissors 124
Electrician screwdriver 70, 72
Electronic pliers 61-62
Electronic screwdriver 78-79, 215
Electronic solder 244
End cutter 57, 59, 61
Engravings for seal punches 64
ESD service kit 233
Express spanner 237
Fibre glass adhesive 111, 112, 114, 116, 117
Fibre glass push rod set 108
File brush 173
File grips 173
Files 172-173, 240
Fine dust mask 227
First aid case 233
First aid kit 233
Fitting pliers 237
Flat nose pliers 57,59, 61-62, 67, 209, 210, 212
Flexible pipe cleaner 240-241
Foam insert 53
Folding pliers 67
Folding ruler 202

Gloves 227-228
Grip pliers 60
Grommet 358, 359
Guard 225
Guide drill 166, 167

Hammer 194
Hammer chisel 153-154
Hammer core bit 154
Hammer drill 149-152
Hand brush and shovel 255
Hand cleaner 254
Hard foam inserts 53
Hardhat 225
Hardshell tool case 12-29
Headlamp 257
Heat shrink tube 354-357
Heavy duty diagonal pliers 56,59, 208, 210
Heavy duty end cutter 57,59, 209, 210
Helmet light 257
Hex key 70, 73, 78
Hex key set 71, 75, 79, 85
Hex nut 343
Holder shaft 154, 166-171
Hole and disc cutter 145
Hole punch for trapezoidal sheets 145
Hole saw 164-167
Hook & loop ties/ hook & loop 326-327
Hot air blower 357
Hot glue gun 248
House connection set 219
Hydraulic battery-operated punch 188
Hydraulic cable cutter 123
Hydraulic crimping tools and accessories 270-279
Hydraulic hand-held punch 181, 182, 189
Hydraulic punch 181, 182, 188, 189
Hydraulic punching cylinder 189, 274

Identification of cables 330-331
Insertion tools 264
Inspection stickers 330, 331, 332, 333
Insulating mat 230
Insulating protective cap 224
Insulating screwing tool 212-220
Insulating tape 346-350

Keyhole saw blade 171
Keyway pliers 189

L-key 240
Laptop bag 40
Lever pressure pliers 65, 236
Locking plier 65, 236

Magnetic holder for bits 83
Magnetic pick-up tool 63
Marking chalk 204
Marking gauge 203
Marking spray 205
Mast key 90-92
Master toolbox 13-27, 33-34, 222-223
Mechanic's pliers 58
Mechanical hand press 262-269
Metal shear 240
Metal spray 248
Milling drill 156

Modular plugs 312
Multi-purpose shears 125
Multimeter 97

Nail setter 196
Needle nose pliers 61-62
New construction key 93
NH safety handle 229
Nibbler 190
Non-woven cover 256
Notching pliers 66
Nozzle reamer bit 161
Nut drivers 70

Offset screwdriver 78
One-hand basin wrench 237
Open-ended spanner 220
Overall 229, 256
Overshoes 256

Padlock 233
Painter's spatula 196
Parallel connectors 285, 302
Photovoltaic connector 313-315
Pick-up tool 63
Pickaxe 254
Pin punch 195
Pin terminal 302
Pincer 66
Pipe cutter 144-145, 237-238, 239
Pipe milling cutter internal and external 239
Pipe pliers 236
Plaster 249
Plaster cup 196
Plaster pan 196
Plastic hammer 194
Plastic pliers 60, 211-212
Plastic shears 125
Plastic winding rod 107
Plate puncher and accessories 176-191
Plier assortment 58, 60,61-62
Plier wrench 236
Pliers 56-67
Pointed punch 195
Powered drill 171
Precision insulation stripper 135-136
Precision screwdriver 78-79
Profile rail cutting and punching devices 191
Protective sleeve 358-359
Punch for plate puncher 188-189
Push-out spring 166

Quick release nut 190

Rabitz pliers 66
Rasps 173
Ratchet adapter for torque wrench 89
Ratchet cable shears 122-123
Rescue case 229
Reversible ratchet 218-219
Revolving punch pliers 66
Ring and open-end spanner 87
Ring spanners 88-89, 220
Ring spanners set 88
Ring-ratchet 90
Round nose pliers 58,59, 61-62, 67
Safety belt 230-232
Safety glasses 225-226
Safety gloves 227-228
Safety harness and accessories 230-232
Safety knife 138, 220-221
Safety notice 334-335
Sand shovel 254
Saw blades 142,143, 238, 239
Saw bow 142-143, 238-239
Saws 142-143, 238-239
Screw insert 219
Screw pliers 58
Screw puncher and accessories 176-191
Screw-holding screwdriver 75
Screwdriver 70-79
Screwdriver set 71-72, 74-79
Screwdriver with replacement blade 77, 216-217
Screwed cable gland ratchet 90
Screws 338-342
Scriber 203
Seal 64-65
Seal wire 64-65
Sealing pliers 64-65
Seeger pliers 65
Serrated washer 343
Service case 46
Set case 45-47
Sharpener 204
Sheet taper drill 156
Shoulder strap 19, 36
Shrink sleeve 352
Silicone gel 353
Silicone spray 246
Skin care cream 254
Sleeves for compressed conductors 287
Slim-screwdriver 72
Slip-on snout 224
Slot-head screwdriver 70, 73, 78
Socket cutter 165
Socket wrench insert 218-219
Socket wrench set 72, 75, 85-87
Solder 244
Soldering device, soldering iron 245
Soldering grease 244
Soldering paste 245
Spatula 196
Special screwdrivers with combination profile 70
Spiral band 324
Spirit level 200-201
Spreading wedge 224
Spring lock washer 343
Steel winding rod 107
Step drill 155
Stone and concrete drill 149
Storage bin 51
Storage cabinets 49-51
Street broom 255
Stripping diagonal pliers 57, 59, 208, 210
Stripping tool 128-131
Stubby screwdrivers 73
Switch cabinet key 91-93
Syphon pliers 236

T-handle nut drivers 217
T-handle screwdriver 217
Tap wrench 158-159
Tape measure 202
Technical sprays 246-247, 248
Technician's case 29
Telephone pliers 57, 59-60
Telephone shears 125
Test leads 99
Test probes 99
Thread cutter 158-160
Thread tap 156-157, 160-161
Threaded rod 343
Threading die 158
Tool assortment 12-29,33-35,39-40
Tool bag 33-41
Tool belt bag 38
Tool case 12-29
Tool holder 157
Torch 257
Torque screwdrivers 76, 216
Torque wrench 89, 219
TORX® key set 74, 79, 85
TORX® screwdriver 70, 72, 78
Towel roll 255
Track for cable drums 105
Transport and storage case 44
Transport device for set case 47
Triangle nut driver 90
Trolley case (case with wheels) 17, 21, 27
Tubular cable lug 282-284, 286, 288-289
Tweezer 63, 212
Twist drill 148

Universal key 92
Universal knife 139
Universal pencil 203
Universal shears 125
Universal wrench for screwed cable glands 90
Use for service case 46

Vacuum device 163, 170, 171
Valve seat milling cutter 240
Varnish stripper 130
Voltage tester 100
Voltage tester 96, 99

Wall chaser 162-163
Warning labels 333, 334
Warning triangle 232
Warning vest 232
Washer 343
Waste bag 255
Water brush 196
Water pump pliers 58,60, 236
Welding mirror 241
Winding spiral 107
Wire brush 241
Wire end ferrule 306-311
Wire stripper 57, 60, 132-135
Work gloves 227-228
Work lamp 258
Workshop files 172-173
Workshop light 258-259
Workshop screwdriver 72
Workshop screwdriver VSM STANDARD 75-76
Workshop system 47-49
Workshop trolley 52
Wrench for set screws for fuses 93

National and international sales

Sales Germany

CIMCO-Werkzeugfabrik GmbH & Co. KG
Hohenhagener Strasse 1-5
42855 Remscheid
Phone: +49 (0)2191 371801
E-mail: info@cimco.de

Baden-Württemberg
Hans-Jürgen Zweigle
Mobile: +49 (0)162 25 29 006
E-mail: hans-juergen.zweigle@cimco.de

Bavaria (North)
Horst Rock GmbH
Phone: +49 (0)91 22 6 11 79
E-mail: info@RockundRoll.de

Bavaria (South)
ELKA Hugo Krischke GmbH
Phone: +49 (0)89 3090 409 0
E-mail: info@elka-krischke.de

Berlin-Brandenburg
Industrievertretung R. Krause GmbH
Phone: +49 (0)30 56 230 34
E-mail: info@iv-krause.de

Bremen/Lower Saxony
Mike Klaiber GmbH
Phone: +49 (0)4 21 8 78 69 91
E-mail: info@mike-klaiber.de

Hamburg/Schleswig-Holstein
Hans J. Möller
Phone: +49 (0)40 2 51 40 61
E-mail: info@hjmoeller.de

North Rhine-Westphalia/ Rhineland-Palatinate/Hesse
Christian Weber
Mobile: +49 (0)162 25 29 014
E-mail: christian.weber@cimco.de

Mecklenburg-Vorpommern
Thomas Lüneburg
Mobile: +49 (0)162 25 29 010
E-mail: thomas.lueneburg@cimco.de

North Rhine-Westphalia/ Rhineland-Palatinate/Saarland
Frank Pötschke
Mobile: +49 (0)162 25 29 007
E-mail: frank.poetschke@cimo.de

Saxony
Mario Wanitschek
Mobile: +49 (0)162 25 29 009
E-mail: mario.wanitschek@cimco.de

Saxony-Anhalt
Thomas Lüneburg
Mobile: +49 (0)162 25 29 010
E-mail: thomas.lueneburg@cimco.de

Thuringia
Mario Wanitschek
Mobile: +49 (0)162 25 29 009
E-mail: mario.wanitschek@cimco.de

Sales worldwide

Belgium/Luxemburg
Vander Elst NV-SA
Phone: +32 2 242 79 59
E-mail: info@vanderelst-electric.eu

Bulgaria
Popp EOOD
Phone: +359 700 44 000
E-mail: info@cimco.bg

China
Shanghai Xiling Trade Co., Ltd.
Phone: +86 21 5663 1888
E-mail: xiling_sha@sina.com

Denmark
CIMCO NORDIC AB
Phone: +46 40 400150
E-mail: daniel.jansson@cimconordic.se

Estonia
Raido Vaikre
Phone: +372 669 9937
E-mail: raido.vaikre@cimco.de

France
BT&C Produits Életrotechniques
Phone: +33 33 387 87 87 66
E-mail: dominique.wendels@cimco.de

Finland
CIMCO NORDIC AB
Phone: +46 40 400150
E-mail: daniel.jansson@cimconordic.se

Greece
DALEZIOS BROS SA
Phone: +30 210 9409094
E-mail: info@dalezios.com

Great Britain
AUS Ltd.
Phone: +44 1 484860575
E-mail: sales@aus.co.uk

Iceland
Johan Rönning hf
Phone: +354 5 200800
E-mail: info@ronning.is

Israel
A.U. Shay Ltd.
Phone: +972 3 923 3601
E-mail: shay@uriel-shay.com

Italy
CIMCO ITALIANA S.R.L.
Phone: +39 391 7903137
E-Mail: gianluca.ginelli@cimco.de

Canada
PMMI International Ltd.
Phone: +1416-450-3605s
Toll Free: +1 888-283-7664
E-mail: cspafford@pmmiintl.com

Kazakhstan
Sea Star International LLP
Phone: +7 7292 751064
E-mail: info@seastargroup.com

Croatia
Daljinsko upravljanje d.o.o.
Phone: +385 1 388 66 77
E-mail: daljinsko-upravljanje@inet.hr

Latvia
Raido Vaikre
Phone: +372 669 9937
E-mail: raido.vaikre@cimco.de

Lithuania
Raido Vaikre
Phone: +372 669 9937
E-mail: raido.vaikre@cimco.de

New Zealand
ECS-Engineering Computer Services Ltd.
Phone: 0800 849 221
E-mail: sales@ecsnz.com

Netherlands
CIMCO-Nederland
Phone.: +31 634 013 426
E-mail: yannick.ebbinghaus@cimco.de

Norway
Melbye Skandinavia Norge AS
Phone: +47 638 70 150
E-mail: ms@melbye.no

Austria
Wolfgang Todsauer
Mobil: +43 644 1555 333
E-Mail: wolfgang.todsauer@cimco.de

Austria
Werner Gamauf
Mobile: +43 6 64 13 01 220
E-mail: werner.gamauf@cimco.de

Poland
CIMCO-Werkzeugfabrik GmbH & Co.KG
Phone: +49 2191 371801
E-mail: info@cimco.de

Portugal
Duarte Neves, L.da
Phone: +351 2 1966 8100
E-mail: info@duarteneves.pt

Russia
ROTORICA LLC
Phone: +7 495 788 7178
E-mail: info@ro-tools.ru

Sweden
CIMCO NORDIC AB
Phone.: +46 40 400150
E-mail: daniel.jansson@cimconordic.se

Switzerland
CIMCO-Werkzeugfabrik GmbH & Co.KG
Phone: +49 2191 371801
E-mail: info@cimco.de

Serbia
KONVEX Electric d.o.o.
Phone: +381 11 41 45 900
E-mail: office@konvex.rs

Slovakia
NARADI CIMCO s.r.o.
Phone: +420 353 540 200
E-mail: info@cimco.cz

Slovenia
ProCon d.o.o.
Phone: +386 1 436 5900
E-mail: info@procon.si

Spain
Guijarro Hermanos S.L.
Phone: +34 91 64 93 799
E-mail: info@guijarrohermanos.es

Czech Republic
NARADI CIMCO s.r.o.
Phone: +420 353 540 200
E-mail: info@cimco.cz

Ukraine
Lapp Ukraine LLC
Phone: +38 044 495 6000
E-mail: sales@lappukraine.com

Hungary
Ivanyi and Ivanyi GmbH
Phone.: +36 1 349 4217
E-mail: anita.botos@akoelectric.hu

Belarus
Eximelektro
Phone: +375 17 2984411
E-mail: info@exim.by

07 4019

cimco®
WERKZEUGFABRIK

Carl Jul. Müller GmbH & Co. KG

Hohenhagener Strasse 1-5 · D-42855 Remscheid
P.O. Box 10 02 63 · D-42802 Remscheid, Germany

Phone: +49 (0)2191 3718-01 · Fax Headquarters: +49 (0)2191 3718-86
Fax Sales +49 (0)2191 3718-85 · E-Mail: info@cimco.de
Internet: www.cimco.de